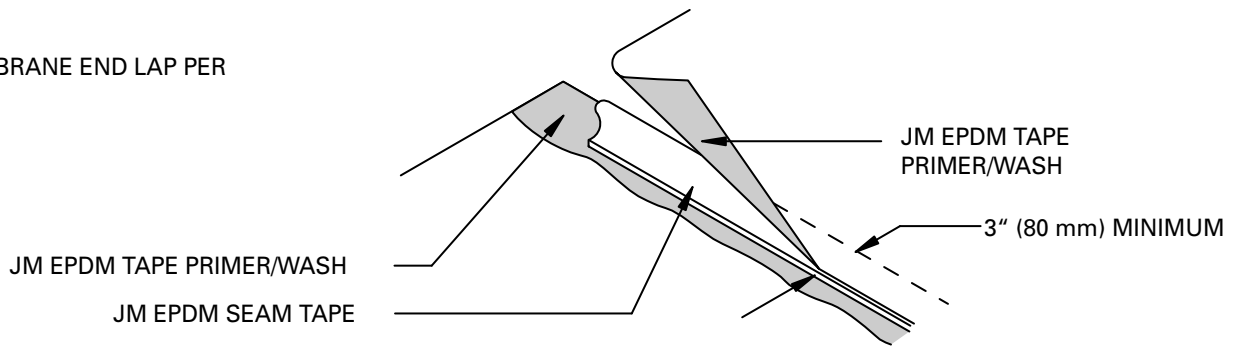


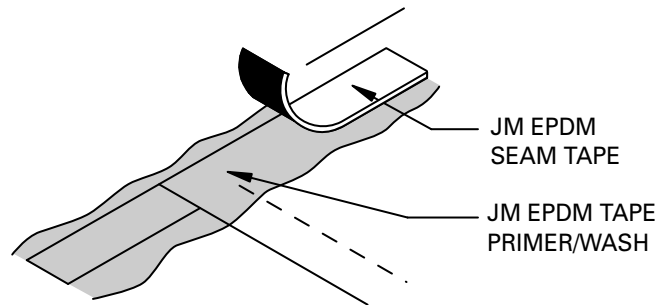
**STEP #1**

STANDARD MEMBRANE END LAP PER  
DETAIL EL-1T



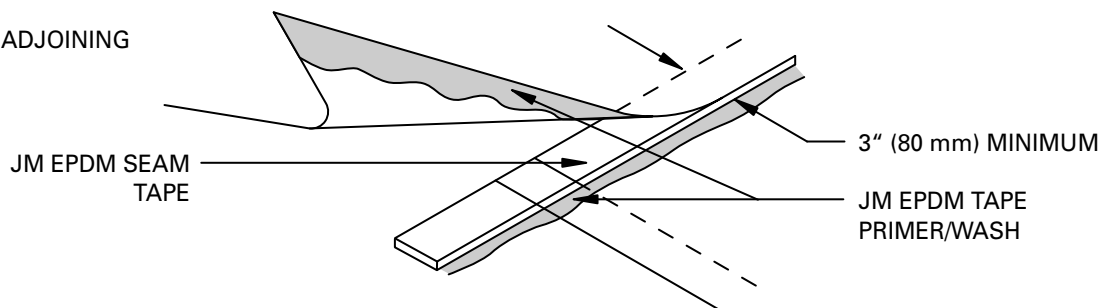
**STEP #2**

SEAM TAPE APPLICATION TO SIDE LAP PER  
DETAIL EL-1T



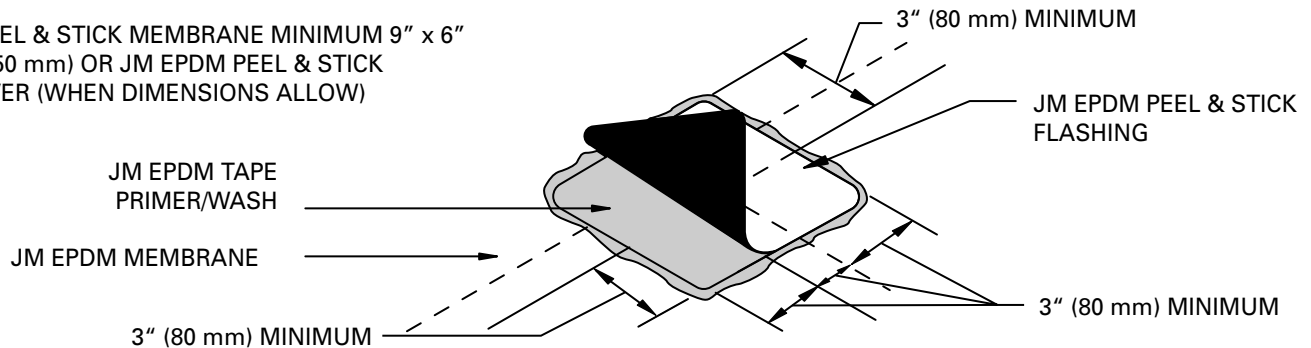
**STEP #3**

STANDARD SIDE LAP WITH ADJOINING  
SHEET PER DETAIL EL-1T



**STEP #4**

JM EPDM PEEL & STICK MEMBRANE MINIMUM 9" x 6"  
(225 mm x 150 mm) OR JM EPDM PEEL & STICK  
T-JOINT COVER (WHEN DIMENSIONS ALLOW)



**NOTE:**

WHEN THE SIDE LAP GOES OVER THE END LAP, A 6" x 6" (150 mm x 150 mm) PATCH WILL SUFFICE. OTHERWISE, 6" x 9" (150 mm x 225 mm) IS REQUIRED.

DRAWING NO. <b>EL-14T</b>	<b>"T" INTERSECTION WITH PEEL &amp; STICK SEAMS</b>			 <b>Johns Manville</b>
	SCALE N.T.S.	ISSUE DATE 3-06	CAD SP14LAPA	