



JM TPO SELF-ADHERED

SINGLE PLY ROOFING

UP TO 3X FASTER INSTALLATION
THAN TRADITIONALLY ADHERED TPO*



SEE IT YOURSELF
WATCH THE VIDEO

ADVANTAGES OF CHOOSING SELF-ADHERING TPO:

FAST-ADHERING INSTALLATION

with factory-applied adhesive for "peel and stick" application. No adhesive flash-off needed

WIDE TEMPERATURE RANGE

for installation at 20°F and higher†

EASY TO HANDLE

*5' JM TPO SA Flashing membrane for approved surfaces and temperatures***

NO ADDITIONAL VOC-CONTAINING ADHESIVES

STARTS STRONG & STAYS STRONG

Easy-to-apply JM TPO SA adheres strong at installation and stays strong for the life of the roof.


Every Roof Is Our Reputation

*Installation times may vary depending on conditions
**Reference the JM TPO Applicator Guide for JM approved surfaces
†For temperatures above 20°F and below 40°F membrane must be installed using the JM SA Primer or JM SA Primer LVOC

PRODUCT FEATURES


JM TPO SA MEMBRANE

UL AND FM
FIRE CODES
Class A



EXCELLENT
GREEN
STRENGTH

Strong initial
bond/adhesive



stronger
time

FAST
PRODUCT
INSTALL

=

LABOR-
SAVING
SOLUTIONS

SPLIT
RELEASE
LINER



EXCEPTIONAL LAY-FLAT CAPABILITIES

JM TPO SA FLASHING MEMBRANE

← 2 X →

TWO WELDABLE EDGES

Less scrap.
Split the sheet to
maximize your edges

VERTICAL
APPLICATIONS

Never an issue

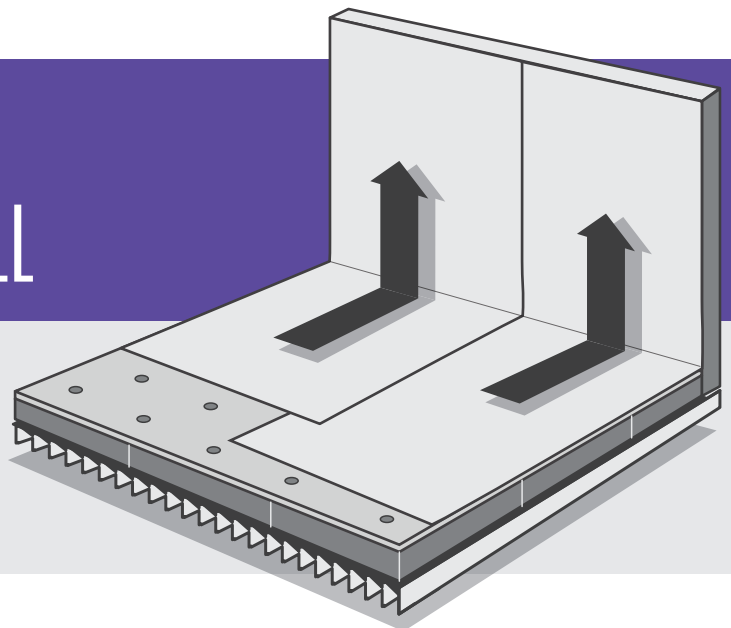


NO INTERMEDIATE FASTENERS NEEDED UP 10 FT VERTICAL WALL

**SAVE TIME AND MONEY WITH
JM TPO SELF-ADHERED**

NO FASTENERS UPTO 10'

*See installation guidelines for detailed instructions**



LEARN MORE ABOUT JM TPO SA AS WELL AS OUR COMPREHENSIVE PORTFOLIO OF JM TPO AT JM.COM/ROOFING
CLICK HERE TO REFERENCE THE JM TPO APPLICATOR GUIDE FOR JM APPROVED SURFACES