



PRODUCT SELECTION GUIDE

Mechanical Insulation

TABLE OF CONTENTS

PIPE INSULATION

Micro-Lok® <i>HP</i>	3
Micro-Lok® <i>HP</i> Ultra	3
Micro-Lok® <i>HP</i> Plain	3
Trymer® 25-50 PIR	4

BOARD & BLANKET INSULATION


800 Series Spin-Glas®	4
1000 Series Spin-Glas®	4
Precipitator Spin-Glas®	5
XSPECT® ISOfoam APF Board	5
Micro-Flex®	6
HTB 26 Spin-Glas®	6
Microlite® FSK Duct Wrap	6
Microlite® PSK Duct Wrap	7

MARINE INSULATION

Incombustible Hullboard	7
Incombustible Microlite®	7

Micro-Lok® HP

Jacketed High-Performance Fiberglass Pipe Insulation



Micro-Lok® HP is a pre-formed fiberglass pipe insulation with a factory-applied, vapor-retarder ASJ jacket with a self-seal lap. It is manufactured using an in-line manufacturing process, creating a highly consistent fiberglass core for reliable, optimized performance during both installation and operation. Micro-Lok HP can be used to insulate hot or cold pipe systems in concealed or exposed applications for commercial, power, or process lines. If used outdoors, it should be covered with a weather-protective jacketing. It is also UL Listed & Labeled over plastic pipes for air plenum applications when used at 1.0" thickness or greater.

Operating Temperature Limit: 0°F to 850°F (-18°C to 454°C)

THERMAL CONDUCTIVITY ("K")

Mean	°F	75	100	200	300	400	500
Temperature	°C	24	38	93	149	204	260
Btu•in/(hr•ft²•°F)		0.23	0.24	0.28	0.34	0.44	0.55
W/m•°C		0.034	0.035	0.040	0.049	0.063	0.079

AVAILABILITY

3-Foot (0.92 m) Sections

Iron Pipe Size: ½" - 24" (13 mm - 610 mm)*
Copper Tubing: ⅝" - 6⅞" (16 mm - 156 mm)

Available in thicknesses of:

½" - 5" (13 mm - 127 mm)*
in ½" (13 mm) increments.

*Check for availability with your Account Specialist.

SPECIFICATION COMPLIANCE

ASTM C547, Type I
ASTM C585
ASTM C1136 (Jacketing)
MIL-PRF-22344
MIL-DTL-24244
NRC1.36; ASTM C795
ASTM E84, FHC 25/50,
CAN/ULC S102.2




Insulated Plastic Pipe Assemblies (BSMP)

Recycled Content: Refer to JM.com

Micro-Lok® HP Ultra

High-Performance Fiberglass Pipe Insulation with a Poly-Coated ASJ Jacket



Micro-Lok® HP Ultra is a pre-formed fiberglass pipe insulation with a factory-applied, polyurethane-coated ASJ jacket with a self-seal lap. The jacket is designed to be able to withstand intermittent, temporary exposure to transient moisture, and it may be wiped clean with a damp cloth should it become dirty. Micro-Lok HP Ultra is manufactured using an in-line manufacturing process, creating a highly consistent fiberglass core for reliable, optimized performance during both installation and operation. The insulation may be used to insulate hot or cold pipe systems in concealed or exposed applications for commercial, power, or process lines. If used outdoors, it should be covered with a weather-protective jacketing. It is also UL Listed & Labeled over plastic pipes for air plenum applications when used at 1.0" thickness or greater.

Operating Temperature Limits: 0°F to 850°F (-18°C to 454°C)

THERMAL CONDUCTIVITY ("K")

Mean	°F	75	100	200	300	400	500
Temperature	°C	24	38	93	149	204	260
Btu•in/(hr•ft²•°F)		0.23	0.24	0.28	0.34	0.44	0.55
W/m•°C		0.034	0.035	0.040	0.049	0.063	0.079

AVAILABILITY

3-Foot (0.92 m) Sections

Iron Pipe Size: ½" - 24" (13 mm - 610 mm)*
Copper Tubing: ⅝" - 6⅞" (16 mm - 156 mm)

Available in thicknesses of:

½" - 5" (13 mm - 127 mm)*
in ½" (13 mm) increments.

*Check for availability with your Account Specialist.

SPECIFICATION COMPLIANCE

ASTM C547, Type I
ASTM C1136 (Jacketing)
ASTM C585
MIL-PRF-22344
MIL-DTL-24244
NRC1.36; ASTM C795
ASTM E84, FHC 25/50,
CAN/ULC S102.2



Insulated Plastic Pipe Assemblies (BSMP)

Recycled Content: Refer to JM.com

Micro-Lok® HP Plain

Unjacketed High-Performance Fiberglass Pipe Insulation



Micro-Lok® HP Plain is a pre-formed fiberglass pipe insulation manufactured using a state-of-the-art, in-line manufacturing process, creating a highly consistent fiberglass core for reliable, optimized performance during both installation and operation. The insulation may be used on hot or cold pipe systems in concealed or exposed applications for commercial, power, or process lines. When used on cold or outdoor applications, it must be sealed with a vapor-retarder jacket and/or weather-protective jacketing.

Operating Temperature Limits: 0°F to 850°F (-18°C to 454°C)

THERMAL CONDUCTIVITY ("K")

Mean	°F	75	100	200	300	400	500
Temperature	°C	24	38	93	149	204	260
Btu•in/(hr•ft²•°F)		0.23	0.24	0.28	0.34	0.44	0.55
W/m•°C		0.034	0.035	0.040	0.049	0.063	0.079

AVAILABILITY

3-Foot (0.92 m) Sections

Iron Pipe Size: ½" - 24" (13 mm - 610 mm)*
Copper Tubing: ⅝" - 6⅞" (16 mm - 156 mm)

Available in thicknesses of:

½" - 5" (13 mm - 127 mm)*
in ½" (13 mm) increments.

*Check for availability with your Account Specialist.

SPECIFICATION COMPLIANCE

ASTM C547, Type I
ASTM C585
MIL-PRF-22344
MIL-DTL-24244
NRC1.36; ASTM C795
ASTM E84, FHC 25/50,
CAN/ULC S102.2
MIL-DTL-32585, Type I
Coast Guard/IMO Approved
164.109/79/0



Insulated Plastic Pipe Assemblies (BSMP)

Recycled Content: Refer to JM.com

TRYMER 25-50 PIR

Polyisocyanurate Foam Insulation



Trymer® 25-50 insulation is a polyurethane modified polyisocyanurate (PIR) cellular plastic. The rigid insulation is supplied in the form of bunstock for fabrication into sheets, pipe shells, tank, and vessel coverings, and other shapes for a variety of thermal insulation applications. Trymer 25-50 meets the most stringent flame spread and smoke developed rating requirements in most building codes, making it ideal for insulating chilled water piping in commercial buildings. Trymer 25-50 insulation features improved dimensional stability over a wider range of temperatures than standard polyurethane insulation. Trymer insulation is not a known nutrient source for mold and mildew.

Operating Temperature Limits: -297°F to 300 °F (-183°C to 149°C)

THERMAL CONDUCTIVITY ("K")

Mean Temperature	°F	-200	-150	-100	-50	0	50	75	150	200
	°C	-129	-101	-73	-46	-17	10	24	66	93
(Btu-in/h-ft 2 -°F)		0.13	0.15	0.17	0.19	0.19	0.18	0.19	0.23	0.26
(W/m-K)		0.019	0.022	0.025	0.027	0.027	0.026	0.027	0.033	0.037

INSTALLATION

Trymer 25-50 insulation is specifically formulated for easy fabrication into many shapes, such as pipe coverings, valve and fitting covers, and others to meet specific design needs. Because of the critical technical design aspects in many applications, JM recommends contacting qualified designers to specify the total system.

AVAILABILITY

Height: 24" (41 cm)

Width: 48" (122 cm)

Length: 36" (91 cm)

Custom lengths are also available. Check for availability with your account specialist.

All pipe, valve, and fitting cover sizes available through fabrication to standard ASTM C585 requirements.

For further physical properties of Trymer 25-50 please refer to JM.com


SPECIFICATION COMPLIANCE

ASTM C591, Grade 2, Type IV
ASTM E84, FHC 25/50: up to 1.5" thickness

BOARD & BLANKET INSULATION

800 Series Spin-Glas®

Fiberglass Duct and Equipment Insulation



800 Series Spin-Glas® is a fiberglass equipment and external duct insulation offered in a variety of different densities. The board is available plain or with a vapor-retarder FSK, AP, or Ultra (poly-top) facing. The insulation can be readily cut with a knife and secured in place with mechanical fasteners and/or adhesives.

Operating Temperature Limit:

Unfaced: 450°F (232°C)

Faced: unfaced side 450°F (232°C); faced side 150°F (66°C)

Matching Ultra Tape Available

THERMAL CONDUCTIVITY ("K") AT 75°F (ASTM C177 AND C518)

Type	in	mm	Btu•in/(hr•ft2•°F)	W/m•°C
812	1½-4	38-102	0.24	0.035
813	1½-4	38-102	0.23	0.033
814	1-4	25-102	0.23	0.033
815	1-2½	25-64	0.22	0.032
817	1-2	25-51	0.22	0.032

SOUND-ABSORPTION COEFFICIENTS ASTM C423 - Type "A" Mounting

Type	in	mm	125	250	500	1000	2000	4000	NRC
812	1.0	25	0.07	0.24	0.63	0.87	1.00	1.02	0.70
	2.0	51	0.24	0.68	1.10	1.13	1.10	1.07	1.00
813	1.0	25	0.08	0.27	0.69	0.95	1.05	1.02	0.75
	2.0	51	0.19	0.88	1.15	1.14	1.10	1.07	1.05
814	1.0	25	0.06	0.29	0.75	0.99	1.04	1.02	0.75
	2.0	51	0.24	1.00	1.11	1.08	1.06	1.05	1.05
815	1.0	25	0.03	0.32	0.80	1.04	1.05	1.05	0.80
	2.0	51	0.27	0.91	1.11	1.09	1.09	1.09	1.05
817	1.0	25	0.10	0.35	0.85	1.04	1.05	1.03	0.80
	2.0	51	0.38	0.93	1.10	1.07	1.07	1.07	1.05

AVAILABLE DENSITIES, THICKNESSES AND FACINGS

Type	Density		Thickness (in ½" [13mm] increments)			
			Faced (FSK/AP/Ultra)		Plain	
	pcf	kg/m³	in	mm	in	mm
812*	1.50	24	-	-	1½-4	38-102
813	2.25	36	1-4	25-102	1-4	25-102
814	3.00	48	1-4	25-102	1-4	25-102
815	4.25	68	1-2½	25-64	1-2½	25-64
817	6.00	96	1-2	25-51	1-2	25-51

Standard Sheet Size: 24" x 48" (610 mm x 1219 mm). Non standard sizes available upon request.

*Available from Defiance, OH, only.

SPECIFICATION COMPLIANCE

ASTM C612, Type 1A and 1B
• (813, 814, 815, 817)
ASTM C533, Type III
• (812 plain material only)
ASTM C1136 (Facing)
• Type I – AP Facing
• Type II – AP, FSK, and Ultra facing
ASTM E84, FHC 25/50; UL 723;
NFPA 255
NFPA 90A and 90B
NRC 1.36; ASTM C795
MIL-DTL-24244
Canada: CAN/CGSB-51.10-92 and CAN/ULC S102



*AP and FSK Facings Only

Recycled Content: Refer to JM.com

1000 Series Spin-Glas®

Fiberglass Equipment Board Insulation



1000 Series Spin-Glas® is a 3 pcf, semi-rigid fiberglass board insulation designed for industrial applications. The controlled manufacturing process and unique binder result in improved mechanical properties and higher application temperatures. Typical applications include furnaces, boilers, heated vessels, ducts, tanks, and other heating equipment.

Operating Temperature Limit: 850°F (454°C)

THERMAL CONDUCTIVITY ("K")

Mean Temperature	°F	75	300
	°C	24	149
Btu•in/(hr•ft ² •°F)		0.23	0.33
W/m•°C		0.033	0.048

SOUND-ABSORPTION COEFFICIENTS

ASTM C423 - Type "A" Mounting

in	mm	125	250	500	1000	2000	4000	NRC
1.0	25	0.05	0.31	0.67	0.96	1.04	1.03	0.75
2.0	51	0.24	1.05	1.16	1.12	1.08	1.07	1.10
3.0	76	0.58	1.21	1.11	1.08	1.07	1.08	1.10
4.0	102	0.92	1.15	1.09	1.07	1.07	1.09	1.10

AVAILABILITY

Thickness	in	mm
	1–4 (½" inc.)	25–102 (13 mm inc.)

Standard sizes available are 24" x 48", 24" x 96" and 48" x 96" (0.61m x 1.22m, 0.61m x 2.44m and 1.22m x 2.44m). Other sizes are available for special order.


SPECIFICATION COMPLIANCE

ASTM C612, Type II
ASTM E84, FHC 25/50
ASTM E136 and ISO 1182 (noncombustible)
NRC 1.36; ASTM C795
CAN/CGSB-51.10-92
MIL-DTL-32585

Recycled Content: Refer to JM.com

Precipitator Spin-Glas®

Fiberglass Board Insulation



Precipitator Spin-Glas® is a semi-rigid, lightweight industrial equipment fiberglass insulation specifically designed to insulate precipitators, baghouses, scrubbers, ducts, and breechings in power-generation plants. It can also be used to insulate boilers, heaters, ovens, and other industrial equipment. Precipitator Spin-Glas is available in a variety of standard and custom sizes and is an excellent choice for applications that do not require higher density insulation.

Operating Temperature Limit: 850°F (454°C)

THERMAL CONDUCTIVITY ("K")

Mean Temperature	°F	75	300
	°C	24	149
Btu•in/(hr•ft ² •°F)		0.23	0.34
W/m•°C		0.034	0.049

SOUND-ABSORPTION COEFFICIENTS

ASTM C423 - Type "A" Mounting

in	mm	125	250	500	1000	2000	4000	NRC
1.0	25	0.08	0.32	0.68	0.95	1.06	1.04	0.75
2.0	51	0.20	0.85	1.11	1.11	1.07	1.07	1.05
3.0	76	0.52	1.23	1.16	1.09	1.07	1.10	1.15
4.0	102	0.80	1.23	1.10	1.09	1.08	1.08	1.10

AVAILABILITY

Thickness	in	mm
	1–4 (½" inc.)	25–102 (13 mm inc.)

Standard sizes available are 24" x 48" and 48" x 96" (0.61m x 1.22m and 1.22m x 2.44m). Other sizes are available for special order.


SPECIFICATION COMPLIANCE

ASTM C612, Type II
NRC 1.36; ASTM C795
MIL-DTL-24244
ASTM E84, FHC 25/50
CAN/CGSB-51.10-92

Recycled Content: Refer to JM.com

XSPECT® ISOfoam APF Board

Flat and Tapered Polyiso Foam Board Insulation



XSPECT® ISOfoam APF Board is a polyisocyanurate foam board designed to insulate rooftop ducts and HVAC equipment. The closed-cell foam core is bonded to a foil facer on both sides. It is a highly versatile insulation that can be used in a variety of mechanical and OEM applications, including rooftop ducts, appliances, HVAC equipment, refrigerated transportation, storage vessels, and railcars. XSPECT ISOfoam APF board offers one of the highest R-values of any rigid insulation available, making it ideal for both hot and cold applications.

Johns Manville offers a flat and tapered (or sloped) XSPECT board for insulating rooftop ducts. Utilizing tapered boards as the top piece of a rooftop duct insulation system helps to prevent ponding water and assists in precipitation drainage away from a rooftop duct.

Service Temperature Range: -100°F to 250°F (-73°C to 121°C)

AVAILABILITY & THERMAL PERFORMANCE – FLAT BOARDS

Board Size 4x8 ft

Thickness (inches)	R-Value U.S. ¹ (°F • ft ² • hr/BTU)	Thickness (mm)	RSI-Value (°K • m ² /W)
1.00	6.0	25	1.06
1.50	9.3	38	1.63
1.65*	10	42	1.74
2.00	13	51	2.21
2.50*	16	64	2.79
3.00	19	76	3.36
3.50*	22	89	3.94
4.00*	26	102	4.52

¹ Aged R-value at 75°F in accordance with ASTM C1289

* Made to Order

SPECIFICATION COMPLIANCE

ASTM C1289

- Class 1, Type 1

CAN/ULC S704

- Class 1, Type 1

ASTM E84 & CAN/ULC S102 25/450

AVAILABILITY & THERMAL PERFORMANCE – TAPERED BOARDS

Board Size 4x8 ft


Slope (in.)	Dimension (in.)		R-Value ² Nominal	LTTR Value Nominal	Pieces per Unit
	Thin	Thick			
¼	1	2	9.3	8.6	32
¼	2	3	16.0	14.4	18
¼	3	4	22.0	20.5	12

² Nominal R-value of the entire board.

The table above represents the maximum slope possible. For any made-to-order requests on slope requirements or board size contact your local JM sales representative.

Micro-Flex®

Large-Diameter Fiberglass Pipe and Tank Wrap



Micro-Flex® is a fiberglass wrap insulation for large diameter pipes and tanks. It is an alternative to pre-formed insulation. The fiber orientation of Micro-Flex enhances both the compressive strength and thermal performance when compared to conventional pipe and tank insulation. Micro-Flex rolls can be cut to size on-the-job and are available with an FSK, AP vapor retarder facing, or Ultra polypropylene coated AP facing. It provides a single solution to a variety of indoor and outdoor applications.

Operating Temperature Limit: 0°F to 850°F (-18°C to 454°C)

THERMAL CONDUCTIVITY ("K")

Mean Temperature	°F	75	150	200	300	400	500
	°C	24	66	93	149	204	260
Btu•in/(hr•ft ² •°F)		0.24	0.28	0.32	0.39	0.46	0.58
W/m•°C		0.035	0.040	0.046	0.056	0.066	0.084

SPECIFICATION COMPLIANCE

ASTM C1393, Type IIIA,
IIIB, Category 2
ASTM E84, FHC 25/50

Recycled Content: Refer to JM.com

FSK, AP, and Ultra Faced Micro-Flex Comes in 3' and 4' Widths

Thickness	1" (25mm)*	1 1/2" (38mm)	2" (51mm)	2 1/2" (64mm)	3" (76mm)	4" (102mm)
Length	52' (15.9m)	30' (9.2m)	26' (7.9m)	20' (6.1m)	18' (5.5m)	13' (4.8m)

* 1" Micro-Flex is only available with FSK facing.

HTB 26 Spin-Glas®

High-temperature Formaldehyde-Free™
Fiberglass Blanket Insulation



HTB 26 Spin-Glas® is a lightweight, fiberglass blanket insulation designed for industrial applications. HTB 26 Spin-Glas is an excellent choice for applications requiring a low-density blanket. In addition, its high tensile strength provides resistance to damage during installation. This flexible blanket is ideal for heated, irregular surfaces. The insulation is US Coast Guard approved and complies with US Navy and Nuclear Regulatory Commission product standards.

Operating Temperature Limit: 1000°F (538°C)

THERMAL CONDUCTIVITY ("K")

Mean Temperature	°F	75	300
	°C	24	149
Btu•in/(hr•ft ² •°F)		0.26	0.46
W/m•°C		0.039	0.075

AVAILABILITY

	in	mm
Thickness	1, 2, 3	25, 51, 76
Width	24, 48	610, 1219
Length	ft 88	m 27

1-inch thick material is two 24" wide rolls.
3-inch thick material comes in 50 foot length

SPECIFICATION COMPLIANCE

ASTM C553, Type I, II, & V
NRC 1.36; ASTM C795
MIL-DTL-24244
ASTM E84, FHC 25/50
ASTM C1139, Type I, Grade 2
Coast Guard/IMO Approved
164.109/79/0
MIL-DTL-32585, Type I & II



Recycled Content: Refer to JM.com

Microlite® FSK Duct Wrap

Formaldehyde-free™ Fiberglass Duct Wrap



Microlite® FSK is a Formaldehyde-free™ fiberglass duct wrap that comes with an FSK vapor barrier facing. Microlite FSK is designed to wrap rectangular and spiral ducts, offering improved thermal control.

Operating Temperature Limit: 250°F (121°C)

THERMAL PERFORMANCE

R-Value @ 75°F (24°C) Mean Temp.

INSTALLED

Type	in	mm	(hr•ft ² •°F)/Btu	m ² •°C/W
75	1 1/2	38	4.2	0.74
75	2	51	5.6	0.99
75	2 1/5	56	6.0	1.08
75	3	76	8.3	1.46
75	4 2/5	112	12.0	2.16
100	1 1/2	38	4.5	0.79
100	2	51	6.0	1.06
150	1 1/2	38	4.7	0.83
150	2	51	6.3	1.11

OUT OF PACKAGE

Type	in	mm	(hr•ft ² •°F)/Btu	m ² •°C/W
75	1 1/2	38	5.2	0.92
75	2	51	6.9	1.22
75	2 1/5	56	7.5	1.33
75	3	76	10.3	1.81
75	4 2/5	112	15.0	2.66
100	1 1/2	38	5.6	0.99
100	2	51	7.4	1.30
150	1 1/2	38	6.0	1.06
150	2	51	8.0	1.41

SPECIFICATION COMPLIANCE


ASTM C553
• Type II – Type 75, 100 and 150
• Type III – Type 150
ASTM C1290
ASTM E84, FHC 25/50 – FSK Facing
NFPA 90A and 90B
ASTM C1136, Type II – FSK Facing
Canada: CGSB 51-GP-11M and
CAN/ULC S102



Recycled Content: Refer to JM.com

Microlite® Black PSK and White PSK Duct Wrap

Formaldehyde-free™ Fiberglass Duct Wrap



Microlite® PSK is a Formaldehyde-free™ fiberglass duct wrap that comes with a white or a black PSK vapor-barrier facing. The facing is offered without print for aesthetic purposes and is designed to be used in exposed applications. Microlite PSK is designed to wrap rectangular and spiral ducts, offering improved thermal control and aesthetic appeal.

Operating Temperature Limit: 250°F (121°C)

Matching PSK Tape available.

THERMAL PERFORMANCE

R-Value @ 75°F (24°C) Mean Temp.

INSTALLED

Type	in	mm	(hr•ft ² •°F)/Btu	m ² •°C/W
75	1½	38	4.2	0.74
75	2	51	5.6	0.99
75	2½	56	6.0	1.08
75	3	76	8.3	1.46
100	1½	38	4.5	0.79
100	2	51	6.0	1.06
150	1½	38	4.7	0.83
150	2	51	6.3	1.11

OUT OF PACKAGE

Type	in	mm	(hr•ft ² •°F)/Btu	m ² •°C/W
75	1½	38	5.2	0.92
75	2	51	6.9	1.22
75	2½	56	7.5	1.33
75	3	76	10.3	1.81
100	1½	38	5.6	0.99
100	2	51	7.4	1.30
150	1½	38	6.0	1.06
150	2	51	8.0	1.41

SPECIFICATION COMPLIANCE

ASTM C553

- Type II – Type 75, 100 and 150
- Type III – Type 150

ASTM C1290*

*Facing provided free of print for aesthetic purposes

ASTM E84, FHC 25/50 – FSK Facing

NFPA 90A and 90B

ASTM C1136, Type II – FSK Facing

Canada: CGSB 51-GP-11M and CAN/ULC S102



Recycled Content: Refer to JM.com

MARINE INSULATION

Incombustible Hullboard

Fiberglass Board Insulation



Incombustible Hullboard is a semi-rigid, fire-resistant fiberglass board insulation that provides thermal and acoustical control on naval and merchant vessels and drilling rig platforms. The resilient, semi-rigid insulation has a smooth surface designed specifically for facing adhesion, resulting in a clean, finished appearance. Incombustible Hullboard is US Coast Guard approved and complies with US Navy and Nuclear Regulatory Commission product standards.

Operating Temperature Limit: 450°F (232°C)

THERMAL CONDUCTIVITY ("K")

Mean Temperature	°F	75	100	200
	°C	24	38	93
Btu•in/(hr•ft ² •°F)		0.23	0.25	0.31
W/m•°C		0.033	0.036	0.045

SOUND ABSORPTION COEFFICIENTS

Complies with MIL-DTL-32585 Requirements

Mounting Type A (Flat on the floor) [Formerly No. 4]

Thickness	Frequency, Hz								
	in.	mm	125	250	500	1000	2000	4000	NRC*
1	25	0.06	0.29	0.75	0.99	1.04	1.02	1.02	0.75
2	51	0.24	1.00	1.11	1.08	1.06	1.05	1.05	1.05

*Noise reduction coefficient.

AVAILABILITY

Thickness	in	mm
Thickness	1-4 (1" inc.)	25-102 (25.4 mm inc.)
Width & Length	24" X 36"; 24" X 48"; 48" X 30"	

Made-to-Order sizes available. Check for availability with your account specialist

SPECIFICATION COMPLIANCE

Coast Guard/IMO Approved 164.109/46/0

ASTM C612

MIL-DTL-32585

MIL-I-742F, Type II

Incombustible Hullboard can be used in combination with waffleboard and perforated glass cloth for fabricating Acoustic Absorptive Board per Section 3.2.1 of MIL-A-23054A.

Note: At times, a formal certificate of compliance is required to verify that a product meets an outside specification. In such instances, the request for the required certificate must be made at the time the order is placed. Should outside testing be a condition for certification, a charge is made to cover test expenses.

Recycled Content: Refer to JM.com

Incombustible Microlite®

Fiberglass Thermal and Acoustical Blanket



Incombustible Microlite® is a fiberglass blanket insulation that offers excellent acoustical and thermal control for use in a variety of marine applications. It is the recommended solution when design parameters prohibit the use of a rigid product. Incombustible Microlite is manufactured using our flame-attenuated process, delivering a product that is resilient and lightweight. The insulation is US Coast Guard approved and complies with US Navy and Nuclear Regulatory Commission product standards.

Operating Temperature Limit: 400°F (204°C)

THERMAL CONDUCTIVITY ("K")

Mean Temperature	°F	75
	°C	24
Btu•in/(hr•ft ² •°F)		0.23
W/m•°C		0.034

SOUND-ABSORPTION COEFFICIENTS

ASTM C423 - Type "A" Mounting

pcf	kg/m ³	in	mm	Facing	125	250	500	1000	2000	4000	NRC
0.75	12	½	13	Plain	0.13	0.46	0.43	0.60	0.76	0.86	0.55
0.75	12	1	25	Plain	0.15	0.58	0.62	0.75	0.84	0.90	0.70
0.75	12	2	51	Plain	0.30	0.82	0.86	0.98	1.02	1.07	0.90
0.75	12	4	102	Plain	0.64	1.21	1.14	1.10	1.10	1.16	1.15

AVAILABILITY

Standard Width: 48" (1219 mm)*

Density	pcf	kg/m ³	in.	Thickness		Width		Roll Length
				mm	in.	mm	ft.	
0.75	12		1½	38	48	1219	100	30.5
0.75	12		2	51	48	1219	75	22.9
0.75	12		2½	64	48	1219	50	15.3
0.75	12		3	76	48	1219	50	15.3

*Additional widths available on a Special Product Price Inquiry (SPPI) basis.

Note: 3½" to 6" (89 mm to 152 mm) thicknesses available on a Special Product Price Inquiry (SPPI) basis

SPECIFICATION COMPLIANCE

Coast Guard/IMO Approved 164.109/38/0

ASTM C533, Types I & II

NRC 1.36; ASTM C795

MIL-DTL-24244

ASTM E84, FHC 25/50

NFPA 90A & 90 B

MIL-DTL-32585

Recycled Content: Refer to JM.com



717 17th St.
Denver, CO 80202
800-654-3103
www.jm.com/mechanical

MECH-272 11/24/25 (Replaces 08/03/23)

Technical specifications as shown in this literature are intended to be used as general guidelines only. Please refer to the Safety Data Sheet and product label prior to using this product. The physical and chemical properties of the products listed herein represent typical, average values obtained in accordance with accepted test methods and are subject to normal manufacturing variations. They are supplied as a technical service and are subject to change without notice. Any references to numerical flame spread or smoke developed ratings are not intended to reflect hazards presented by these or any other materials under actual fire conditions. Check with your customer service representative for current information.

All Johns Manville products are sold subject to Johns Manville's standard Terms and Conditions, which includes a Limited Warranty and Limitation of Remedy. For a copy of the Johns Manville standard Terms and Conditions or for information on other Johns Manville thermal insulation and systems, visit www.jm.com/terms-conditions or call (800) 654-3103.

© 2025 Johns Manville all rights reserved