




COLORFUL SIDING. BEAUTIFUL FINISH.


LP® SMARTSIDE® EXPERTFINISH® TRIM & SIDING

The advanced durability you expect from LP® SmartSide® Trim & Siding comes in ExpertFinish® colors. Your homeowners will love choosing colors to match their style—and you’ll love the fast and easy installation that comes with LP SmartSide ExpertFinish Trim & Siding.


- ExpertFinish Lap Joint eliminates the need for seam caulk, joint molds, or pan flashing
- Now available in brushed smooth and cedar texture
- Advanced Durability for Longer Lasting Beauty®
- Available in 16 versatile colors that will complement most any home’s style
- Industry-leading 5/15/50 year prorated limited warranty: 5-year labor and materials, 15-year finish, and 50-year substrate
- Comes in a variety of SKUs and finishes



Snowscape White



Sand Dunes



Desert Stone



Quarry Gray



Prairie Clay



Terra Brown



Harvest Honey



Timberland Suede



Garden Sage



Redwood Red



Tundra Gray



Summit Blue



Rapids Blue



Cavern Steel



Midnight Shadow



Abyss Black




For complete product and warranty details, visit LPCorp.com/ExpertFinish

All colors shown are representative and may not be an exact match.

Products Available in LP® SmartSide® ExpertFinish® Colors

Lap Joint Siding

- 38 Series 6" x 16' – 5.84 in. (148 mm) x 192 in. (4.9 m)
- 38 Series 8" x 16' – 7.84 in. (199 mm) x 192 in. (4.9 m)



Trim

- 440/540 Series 4" x 16' – 3.50 in. (89 mm) x 192 in. (4.9 m)
- 440/540 Series 6" x 16' – 5.50 in. (140 mm) x 192 in. (4.9 m)
- 440/540 Series 8" x 16' – 7.21 in. (183 mm) x 192 in. (4.9 m)
- 440/540 Series 10" x 16' – 9.21 in. (234 mm) x 192 in. (4.9 m)
- 440/540 Series 12" x 16' – 11.21 in. (285 mm) x 192 in. (4.9 m)
- 190 Series 3" x 16' – 2.5 in. (64 mm) x 192 in. (4.9 m)



Shakes

Reversible staggered or straight edge

- 38 Series 12" x 48" – 11.624 in. (295 mm) x 48.63 in. (1.2 m) *



Panel – NGSE

Dual use siding and soffit panel

- 38 Series 4' x 8' – 47.88 in. (1216 mm) x 96 in. (2.4 m)
- 38 Series 4' x 10' – 47.88 in. (1216 mm) x 120 in. (3 m) *



Nickel Gap

- Nickel Gap 8" x 16' – 7.88 in. (200 mm) x 192 in. (4.9 m)



Vertical Siding


- 38 Series 16" x 16' – 15.94 in. (405 mm) x 192 in. (4.9 m)



Soffit

Closed or vented

- 38 Series 12" x 16' – 11.94 in. (303 mm) x 192 in. (4.9 m)
- 38 Series 16" x 16' – 15.93 in. (405 mm) x 192 in. (4.9 m)
- 38 Series 24" x 16' – 23.94 in. (608 mm) x 192 in. (4.9 m)



Outside Corners

- 540 Series 4" x 16' – 3.625 in. (89 mm) x 192 in. (4.9 m)
- 540 Series 6" x 16' – 5.625 in. (140 mm) x 192 in. (4.9 m)



J-Blocks

- 540 Series 7.25" x 7.25" – 7.21 in. (183 mm) x 7.21 in. (183 mm)



Mini Splits

- 540 Series 7.25" x 6.75" – 7.21 in. (183 mm) x 6.75 in. (171 mm)



* Only Available in Cedar Texture.
Not all products available in all colors.



We're not just building for the future, we are promoting forest regeneration and conserving wildlife habitats for the benefit of all generations to come.

All photos are for illustrative purposes only. Please refer regularly to LPCorp.com for correct and up-to-date product installation instructions.

WARNING: Drilling, sawing, sanding or machining wood products can expose you to wood dust, a substance known to the State of California to cause cancer. Avoid inhaling wood dust or use a dust mask or other safeguards for personal protection. For more information go to www.P65Warnings.ca.gov/wood.



For complete product and warranty details, visit LPCorp.com/ExpertFinish