

Vertical Siding - Cedar Texture
3/8" Nominal Thickness
Primed: 16' x 16"

VERTICAL SIDING

Cedar Texture

Products:

- LP® SmartSide® 38 Series Vertical Siding
- LP® SmartSide® ExpertFinish® 38 Series Vertical Siding

DESIGNED & RATED FOR EXTERIOR USE

Not rated for structural use. Sheathing-only attachment; see installation instructions for details*

Substrate:

- Features engineered wood strand technology with precisely-sized, shaped, and layered wood strands from responsibly sourced logs
- Made using LP's proprietary SmartGuard® process, which includes industrial-grade resins, water-resistant waxes, zinc borate, and a resin-saturated overlay



Sustainability Info:

- ASTM-Verified Carbon Negative
- Made with wood, a renewable resource, vetted through strict Sustainable Forestry Initiative® (SFI®) standards



Pair with LP® SmartSide® trim for board & batten style applications

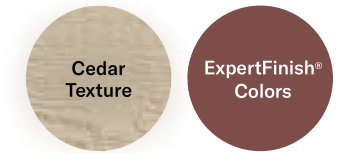
Primed Specifications and PIDs:

38 SERIES CEDAR TEXTURE VERTICAL SIDING

| PRODUCT | LENGTH | ACTUAL WIDTH | THICKNESS | WEIGHT | PID |
|---|--------------------------|--------------------|------------------|---------|-------|
| 38 Series Cedar Texture Vertical Siding | 16 ft. (192 in.) (4.9 m) | 15.94 in. (405 mm) | 0.354 in. (9 mm) | 1.5 PSF | 40503 |

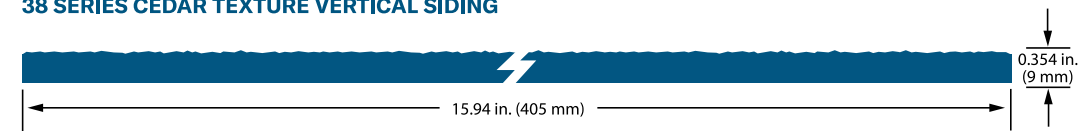
Vertical Siding - Cedar Texture
3/8" Nominal Thickness
Prefinished: 16' x 16"

ExpertFinish® Color Specifications and PIDs:



| COLOR | LENGTH | ACTUAL WIDTH | THICKNESS | WEIGHT | PID |
|------------------|--------------------------|--------------------|------------------|---------|-------|
| Snowscape White | 16 ft. (192 in.) (4.9 m) | 15.94 in. (405 mm) | 0.354 in. (9 mm) | 1.5 PSF | 41730 |
| Sand Dunes | 16 ft. (192 in.) (4.9 m) | 15.94 in. (405 mm) | 0.354 in. (9 mm) | 1.5 PSF | 41820 |
| Desert Stone | 16 ft. (192 in.) (4.9 m) | 15.94 in. (405 mm) | 0.354 in. (9 mm) | 1.5 PSF | 43152 |
| Quarry Gray | 16 ft. (192 in.) (4.9 m) | 15.94 in. (405 mm) | 0.354 in. (9 mm) | 1.5 PSF | 41819 |
| Prairie Clay | 16 ft. (192 in.) (4.9 m) | 15.94 in. (405 mm) | 0.354 in. (9 mm) | 1.5 PSF | 43194 |
| Terra Brown | 16 ft. (192 in.) (4.9 m) | 15.94 in. (405 mm) | 0.354 in. (9 mm) | 1.5 PSF | 41821 |
| Harvest Honey | 16 ft. (192 in.) (4.9 m) | 15.94 in. (405 mm) | 0.354 in. (9 mm) | 1.5 PSF | 45381 |
| Timberland Suede | 16 ft. (192 in.) (4.9 m) | 15.94 in. (405 mm) | 0.354 in. (9 mm) | 1.5 PSF | 43291 |
| Garden Sage | 16 ft. (192 in.) (4.9 m) | 15.94 in. (405 mm) | 0.354 in. (9 mm) | 1.5 PSF | 45382 |
| Redwood Red | 16 ft. (192 in.) (4.9 m) | 15.94 in. (405 mm) | 0.354 in. (9 mm) | 1.5 PSF | 43232 |
| Tundra Gray | 16 ft. (192 in.) (4.9 m) | 15.94 in. (405 mm) | 0.354 in. (9 mm) | 1.5 PSF | 43312 |
| Summit Blue | 16 ft. (192 in.) (4.9 m) | 15.94 in. (405 mm) | 0.354 in. (9 mm) | 1.5 PSF | 43341 |
| Rapids Blue | 16 ft. (192 in.) (4.9 m) | 15.94 in. (405 mm) | 0.354 in. (9 mm) | 1.5 PSF | 43337 |
| Cavern Steel | 16 ft. (192 in.) (4.9 m) | 15.94 in. (405 mm) | 0.354 in. (9 mm) | 1.5 PSF | 43133 |
| Midnight Shadow | 16 ft. (192 in.) (4.9 m) | 15.94 in. (405 mm) | 0.354 in. (9 mm) | 1.5 PSF | 45383 |
| Abyss Black | 16 ft. (192 in.) (4.9 m) | 15.94 in. (405 mm) | 0.354 in. (9 mm) | 1.5 PSF | 41775 |
| Washed White | 16 ft. (192 in.) (4.9 m) | 15.94 in. (405 mm) | 0.354 in. (9 mm) | 1.5 PSF | 46875 |
| Smoky Slate | 16 ft. (192 in.) (4.9 m) | 15.94 in. (405 mm) | 0.354 in. (9 mm) | 1.5 PSF | 46874 |
| Bonsai Black | 16 ft. (192 in.) (4.9 m) | 15.94 in. (405 mm) | 0.354 in. (9 mm) | 1.5 PSF | 46873 |
| Weathered Walnut | 16 ft. (192 in.) (4.9 m) | 15.94 in. (405 mm) | 0.354 in. (9 mm) | 1.5 PSF | 46872 |
| Aged Amber | 16 ft. (192 in.) (4.9 m) | 15.94 in. (405 mm) | 0.354 in. (9 mm) | 1.5 PSF | 46871 |
| Saffron Cedar | 16 ft. (192 in.) (4.9 m) | 15.94 in. (405 mm) | 0.354 in. (9 mm) | 1.5 PSF | 46870 |

38 SERIES CEDAR TEXTURE VERTICAL SIDING



*Vertical Siding must be applied over a min. 7/16 Category Wood Structural Panel. See Technical Note #028.

All graphics are for illustrative purposes only. See LPCorp.com for product, warranty, and installation details. Metric units are rounded. PSF = Pounds Per Square Foot. Refer to limited warranty at LPCorp.com/literature for complete details, including important limitations and exclusions.

All graphics are for illustrative purposes only. Metric units are rounded. PSF = Pounds Per Square Foot. Contact your LP Sales Rep for product availability. All colors shown are representative and may not be an exact match.

Vertical Siding - Brushed Smooth

3/8" Nominal Thickness
Primed: 16' x 16"

VERTICAL SIDING

Brushed Smooth

Products:

- LP® SmartSide® 38 Series Vertical Siding
- LP® SmartSide® ExpertFinish® 38 Series Vertical Siding

DESIGNED & RATED FOR EXTERIOR USE

Not rated for structural use. Sheathing-only attachment; see installation instructions for details*

Substrate:

- Features engineered wood strand technology with precisely-sized, shaped, and layered wood strands from responsibly sourced logs
- Made using LP's proprietary SmartGuard® process, which includes industrial-grade resins, water-resistant waxes, zinc borate, and a resin-saturated overlay



Sustainability Info:

- ASTM-Verified Carbon Negative
- Made with wood, a renewable resource, vetted through strict Sustainable Forestry Initiative® (SFI®) standards



Pair with LP® SmartSide® trim for board & batten style applications

Application Instructions:


LPCorp.com/Literature



Primed Specifications and PIDs:

38 SERIES BRUSHED SMOOTH VERTICAL SIDING


| PRODUCT | LENGTH | ACTUAL WIDTH | THICKNESS | WEIGHT | PID |
|--|--------------------------|--------------------|------------------|---------|-------|
| 38 Series Brushed Smooth Vertical Siding | 16 ft. (192 in.) (4.9 m) | 15.94 in. (405 mm) | 0.354 in. (9 mm) | 1.5 PSF | 46007 |



Vertical Siding - Brushed Smooth

3/8" Nominal Thickness
Prefinished: 16' x 16"

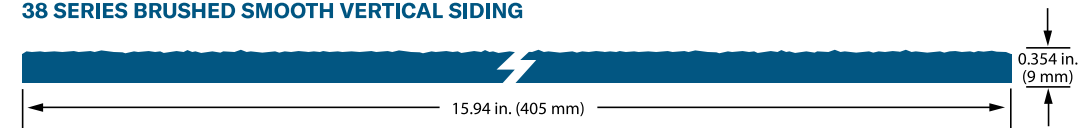
ExpertFinish® Color Specifications and PIDs:



| COLOR | LENGTH | ACTUAL WIDTH | THICKNESS | WEIGHT | PID |
|------------------|--------------------------|--------------------|------------------|---------|-------|
| Snowscape White | 16 ft. (192 in.) (4.9 m) | 15.94 in. (405 mm) | 0.354 in. (9 mm) | 1.5 PSF | 45877 |
| Sand Dunes | 16 ft. (192 in.) (4.9 m) | 15.94 in. (405 mm) | 0.354 in. (9 mm) | 1.5 PSF | 45876 |
| Desert Stone | 16 ft. (192 in.) (4.9 m) | 15.94 in. (405 mm) | 0.354 in. (9 mm) | 1.5 PSF | 45868 |
| Quarry Gray | 16 ft. (192 in.) (4.9 m) | 15.94 in. (405 mm) | 0.354 in. (9 mm) | 1.5 PSF | 45961 |
| Prairie Clay | 16 ft. (192 in.) (4.9 m) | 15.94 in. (405 mm) | 0.354 in. (9 mm) | 1.5 PSF | 45872 |
| Terra Brown | 16 ft. (192 in.) (4.9 m) | 15.94 in. (405 mm) | 0.354 in. (9 mm) | 1.5 PSF | 45964 |
| Harvest Honey | 16 ft. (192 in.) (4.9 m) | 15.94 in. (405 mm) | 0.354 in. (9 mm) | 1.5 PSF | 45870 |
| Timberland Suede | 16 ft. (192 in.) (4.9 m) | 15.94 in. (405 mm) | 0.354 in. (9 mm) | 1.5 PSF | 45880 |
| Garden Sage | 16 ft. (192 in.) (4.9 m) | 15.94 in. (405 mm) | 0.354 in. (9 mm) | 1.5 PSF | 45869 |
| Redwood Red | 16 ft. (192 in.) (4.9 m) | 15.94 in. (405 mm) | 0.354 in. (9 mm) | 1.5 PSF | 45875 |
| Tundra Gray | 16 ft. (192 in.) (4.9 m) | 15.94 in. (405 mm) | 0.354 in. (9 mm) | 1.5 PSF | 45965 |
| Summit Blue | 16 ft. (192 in.) (4.9 m) | 15.94 in. (405 mm) | 0.354 in. (9 mm) | 1.5 PSF | 45963 |
| Rapids Blue | 16 ft. (192 in.) (4.9 m) | 15.94 in. (405 mm) | 0.354 in. (9 mm) | 1.5 PSF | 45962 |
| Cavern Steel | 16 ft. (192 in.) (4.9 m) | 15.94 in. (405 mm) | 0.354 in. (9 mm) | 1.5 PSF | 45959 |
| Midnight Shadow | 16 ft. (192 in.) (4.9 m) | 15.94 in. (405 mm) | 0.354 in. (9 mm) | 1.5 PSF | 45960 |
| Abyss Black | 16 ft. (192 in.) (4.9 m) | 15.94 in. (405 mm) | 0.354 in. (9 mm) | 1.5 PSF | 45866 |
| Washed White | 16 ft. (192 in.) (4.9 m) | 15.94 in. (405 mm) | 0.354 in. (9 mm) | 1.5 PSF | 46869 |
| Smoky Slate | 16 ft. (192 in.) (4.9 m) | 15.94 in. (405 mm) | 0.354 in. (9 mm) | 1.5 PSF | 46868 |
| Bonsai Black | 16 ft. (192 in.) (4.9 m) | 15.94 in. (405 mm) | 0.354 in. (9 mm) | 1.5 PSF | 46867 |
| Weathered Walnut | 16 ft. (192 in.) (4.9 m) | 15.94 in. (405 mm) | 0.354 in. (9 mm) | 1.5 PSF | 46866 |
| Aged Amber | 16 ft. (192 in.) (4.9 m) | 15.94 in. (405 mm) | 0.354 in. (9 mm) | 1.5 PSF | 46865 |
| Saffron Cedar | 16 ft. (192 in.) (4.9 m) | 15.94 in. (405 mm) | 0.354 in. (9 mm) | 1.5 PSF | 46864 |

NEW NATURALS COLLECTION™ VERTICAL SIDING

38 SERIES BRUSHED SMOOTH VERTICAL SIDING



*Vertical Siding must be applied over a min. 7/16 Category Wood Structural Panel. See Technical Note #028.

All graphics are for illustrative purposes only. See LPCorp.com for product, warranty, and installation details. Metric units are rounded. PSF = Pounds Per Square Foot. Refer to limited warranty at LPCorp.com/literature for complete details, including important limitations and exclusions.

All graphics are for illustrative purposes only. Metric units are rounded. PSF = Pounds Per Square Foot. Contact your LP Sales Rep for product availability. All colors shown are representative and may not be an exact match.