

**Finishing Products & Accessories**

**COLD ROLLED CHANNEL**

**USE:** Mechanical bridging for studs and applications involving metal lath and plaster.

**AVAILABLE DEPTHS:**

3/4", 1-1/2"

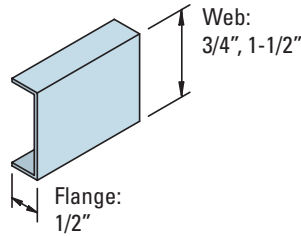
**AVAILABLE GAUGES:**

16 gauge

**STOCK LENGTHS:**

10 & 16 Ft.

Other lengths available upon request.



**UTILITY ANGLE**

**USE:** For miscellaneous attachments of intersection framing components and right angle corner enclosures at lapped framing conditions.

**AVAILABLE SIZES (in):**

1-1/2 x 1-1/2, 2 x 2, 3 x 3, 4 x 4, 5 x 5, 6

**GAUGES:**

25, 22, 20, 18, 16, 14 & 12

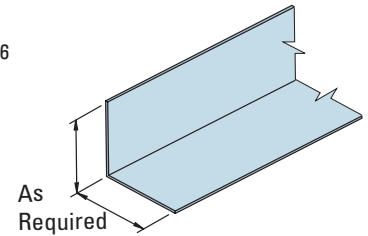
**PACKAGING:**

1,000 pieces per skid

**STOCK LENGTHS:**

10 Ft.

Other lengths and gauges available upon request.



**Z-FURRING CHANNEL**

**USE:** For attachment of rigid insulation and wallboard to masonry walls.

**AVAILABLE DEPTHS:**

1", 1-1/2", & 2", 3"

**AVAILABLE GAUGES:**

25, 20, 18, 16, 14 & 12 gauge

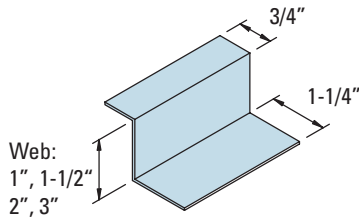
**PACKAGING:**

500 pieces per skid

**STOCK LENGTHS:**

10 Ft., 12 Ft.

Other lengths available upon request.



**FLAT STRAPS**

**USE:** Tension component. Backing plates for wall mounted fixtures, railings, Stud bridging, etc.

**AVAILABLE SIZES:**

1-1/2" to 12"

**GAUGES:**

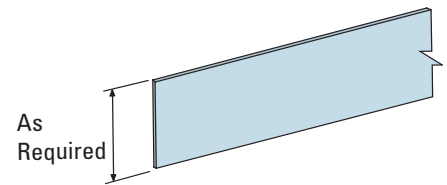
25, 22, 20, 18, 16, 14 & 12

**STOCK LENGTHS:** 10 Ft.

Other lengths available

by special order

Product furnished decoiled.




**METAL BEADS & TRIM**

**ASTM A653, ASTM A1003, ASTM C1047**

**Finishing Products & Accessories**

**1/2" & 5/8" U TRIM**



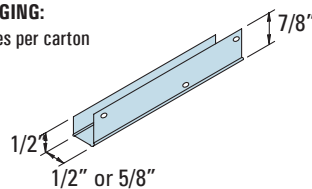
**USE:** Channel type trim that provides a protective edge for wallboard where wall openings or where the board terminates to other surfaces. The nailing flange is knurled to improve adherence of coatings.

**STOCK LENGTHS:**


10 Ft.

**PACKAGING:**

50 pieces per carton



**1/2" & 5/8" L TRIM**



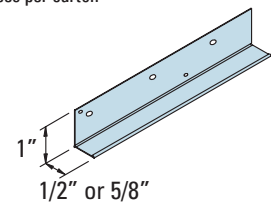
**USE:** Angle type drywall trim used as a finished edge after the wallboard has been attached.

**STOCK LENGTHS:**


10 Ft.

**PACKAGING:**

50 pieces per carton



**1/2" & 5/8" J TRIM**



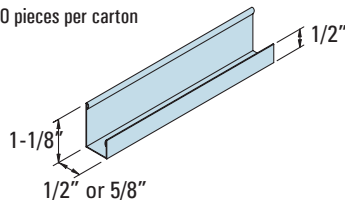
**USE:** Channel type trim that provides a protective edge for wallboard where finish spackling is not required.

**STOCK LENGTHS:**


10 Ft.

**PACKAGING:**

50 pieces per carton



**1 1/4" CORNER BEAD**



**USE:** Reinforcement for outside corners of gypsum wallboard partitions.

**STOCK LENGTHS & PACKAGING:**

6 Ft. 10 in 75 pieces per carton

8 Ft. 63 pieces per carton

9 Ft. 56 pieces per carton

10 Ft. 50 pieces per carton

12 Ft. 42 pieces per carton

**NOTE:** Available in shiny or dull finish and 120°

