


DIAMOND MESH LATH



USE: Manufactured by slitting and stretching galvanized steel to form small openings to allow the keying of plaster so it will bond to the lath. Diamond Mesh Lath can be bent easily to create curved surfaces.

SIZE:


27" x 97" (686 mm x 2440 mm)

MATERIAL:

G-60

Approx. Lath Weight lbs/yd ² (kg/m ²)	Finish Galv.	Bundle			
		No. Pcs.	Weight lbs. (kg)		Area yd ² (m ²)
1.75 (0.9)	✓	10	35 (15.9)	20	(16.7)
2.50 (1.4)	✓	10	50 (22.7)	20	(16.7)
3.40 (1.8)	✓	10	68 (30.8)	20	(16.7)

SELF-FURRING DIAMOND MESH LATH



USE: Uses the same mesh configuration as Diamond Mesh Lath but made with 1/4" dimple indentations spaced 1-1/2" o.c. each way. Used as exterior stucco base, column fireproofing and re-plastering over old surfaces. Available in galvanized only.

SIZE:

27" x 97" (686 mm x 2440 mm)

MATERIAL:

G-60

Approx. Lath Weight lbs/yd ² (kg/m ²)	Finish Galv.	Bundle			
		No. Pcs.	Weight lbs. (kg)		Area yd ² (m ²)
1.75 (0.9)	✓	10	35 (15.9)	20	(16.7)
2.50 (1.4)	✓	10	50 (22.7)	20	(16.7)
3.40 (1.8)	✓	10	68 (30.8)	20	(16.7)

3/8" HIGH RIB LATH



USE: Superior spanning characteristics over common expanded metal laths, suited for horizontal applications such as ceilings and soffits. Its 3/8" deep ribbed configuration is a self-furring feature. Designed for application on 24" on center.

SIZE:

27" x 97" (686 mm x 2440 mm)

MATERIAL:

G-60

Approx. Lath Weight lbs/yd ² (kg/m ²)	Finish Galv.	Bundle Quantity			
		No. Pcs.	Weight lbs. (kg)		Area yd ² (m ²)
3.40 (1.8)	✓	10	68 (30.8)	20	(16.7)

V-GROOVE MESH LATH



USE: For exterior stucco work over sheathing and as a plaster base over masonry walls. Self-furring embossed "V" groove holds the lath away from the surface to aid in the keying of stucco to the lath.

SIZE:


27" x 97" (686 mm x 2440 mm)

MATERIAL:

G-60

Approx. Lath Weight lbs/yd ² (kg/m ²)	Finish Galv.	Bundle Quantity			
		No. Pcs.	Weight lbs. (kg)		Area yd ² (m ²)
1.75 (0.9)	✓	10	35 (15.9)	20	(16.7)
2.50 (1.4)	✓	10	50 (22.7)	20	(16.7)
3.40 (1.8)	✓	10	68 (30.8)	20	(16.7)

1/8" FLAT RIB LATH



USE: 1/8 inch Flat Rib Lath provides additional rigidity for horizontal stucco applications. This product can also be used extensively as a base for ceramic tile.

SIZE:

27" x 97" (686 mm x 2440 mm)

MATERIAL:

G-60

Approx. Lath Weight lbs/yd ² (kg/m ²)	Finish Galv.	Bundle Quantity			
		No. Pcs.	Weight lbs. (kg)		Area yd ² (m ²)
2.00 (1.05)	✓	10	55 (30.8)	20	(16.7)