

## DEFLECTION CONNECTORS

### DEFLEX CLIP®

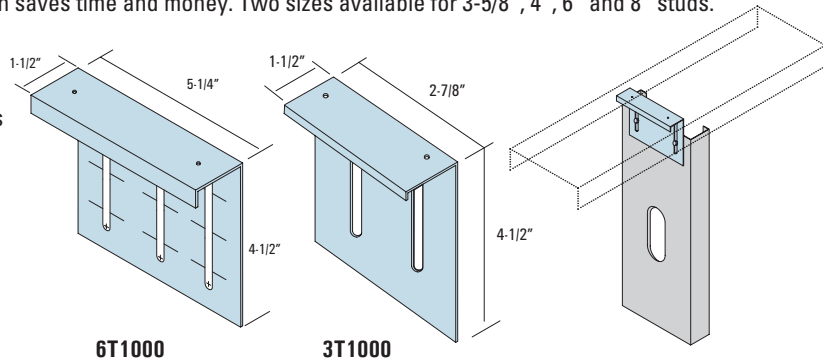
Deflex Clips® allow up to 1-1/2" vertical floor or roof deflection without the use of laborious slip tracks it can be installed with or without standard leg tracks. Simple and fast to install which saves time and money. Two sizes available for 3-5/8", 4", 6" and 8" studs.

**MATERIAL:** 16 ga (54 mil) 50ksi.

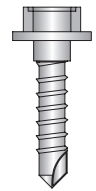
**FINISH:** Galvanized – G90

- 3T1000 accommodates 3-5/8" and 4" stud widths
- 6T1000 accommodates 6" and 8" stud widths

Model No.	Gauge (Mil) Yield	Box Quantity
3T1000	16 (54) 50 ksi	25
6T1000	16 (54) 50 ksi	25



Connection to Structure Hilti X-U Powder Actuated Fastener in 3/16" Steel					Connection to Structure #12-14 Hilti Self Drilling Screws to 3/16" Steel				
Stud Thickness	# of Screws to Stud	# of Anchors to Structure	Deflex 3T1000	Deflex 6T1000	Stud Thickness	Number of Screws	Number of Anchors	Deflex 3T1000	Deflex 6T1000
			Allowable Load (lbs.)	Allowable Load (lbs.)				Allowable Load (lbs.)	Allowable Load (lbs.)
20ga. (33 mil) 33ksi	2	2	224	276	20ga. (33 mil) 33ksi	2	2	278	278
		3	228	276			3	278	278
18ga. (43 mil) 33ksi	2	2	224	413	18ga. (43 mil) 33ksi	2	2	410	413
		3	228	413			3	410	413
16ga. (54 mil) 33ksi	2	2	224	413	16ga. (54 mil) 33ksi	2	2	455	580
		3	228	440			3	495	580
16ga. (54 mil) 50ksi	2	2	224	413	16ga. (54 mil) 50ksi	2	2	455	685
		3	228	440			3	495	742
14ga. (68 mil) 50ksi	2	2	224	413	14ga. (68 mil) 50ksi	2	2	455	685
		3	228	440			3	495	742



50 - #14  
Shouldered screws  
included

**Notes:**

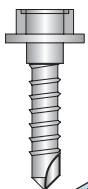
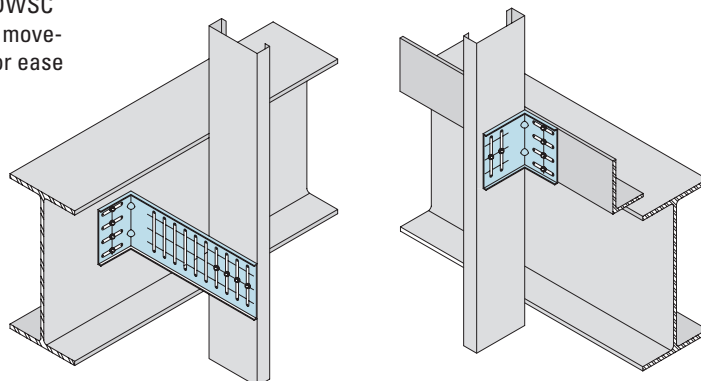
1. All anchors must be attached in a single file line down the center of the clip.
2. All anchor data is from the Hilti 2009 Product Technical Guide.

3. All anchors must be attached to structure per manufacturer's instructions.
4. Anchor edge distance to be 1/2" min.

### DWSC SEISMIC CLIP

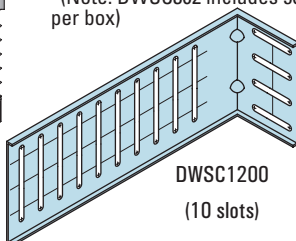
The DWSC series of clips allow for vertical and lateral movement of the building structure independent of the studs. The DWSC has a total of 3" vertical deflection and total of 2" lateral movement and uses shouldered screws which are included for ease of installation. 25 pieces per box.

Part No.	Ga/Mil	Material	Finish	Size
DWSC362	14ga (68)	50 KSI	G-90	4" x 2.5" x 3.5"
DWSC600	14ga (68)	50 KSI	G-90	4" x 2.5" x 5.5"
DWSC800	14ga (68)	50 KSI	G-90	4" x 2.5" x 7.5"
DWSC1000	14ga (68)	50 KSI	G-90	4" x 2.5" x 9.5"
DWSC1200	14ga (68)	50 KSI	G-90	4" x 2.5" x 11.5"

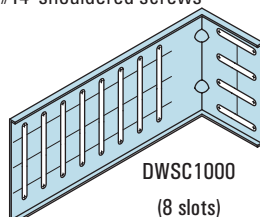


100 - #14 Shouldered screws included per box.

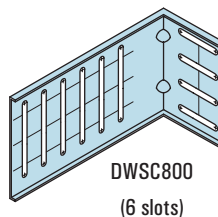
\*(Note: DWSC362 includes 50 - #14 shouldered screws per box)



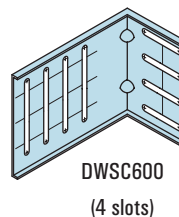
DWSC1200  
(10 slots)



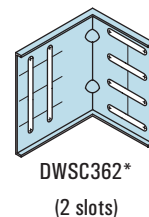
DWSC1000  
(8 slots)



DWSC800  
(6 slots)



DWSC600  
(4 slots)



DWSC362\*  
(2 slots)

For more information, please contact MarinoWARE® Technical Services at 866.545.1545

This technical information reflects the most current information available and supersedes any and all previous publications effective August 30, 2018 | CAT\_FRC\_REV\_5\_03242017 | © WARE Industries, Inc. 2018