



JOINT FIRESTOPPING

Product Catalog



MARINO WARE

Firestopping

Fire Bead • Fire Gasket • HotRod XL



RETHINK STEEL FRAMING

SOLUTIONS THAT SAVE TIME AND LABOR

Fire Solutions

Achieve Fast, Reliable Head-of-Wall Fire Protection

Marino\WARE Firestopping products are designed to maximize your efficiency and minimize your hassle on the jobsite.

- Prevent the passage of fire, smoke, and toxic fumes through building joints
- Tested to UL 2079
- No cure time, minimal clean-up, and immediate inspection
- Composite vinyl intumescent accessory products offer unlimited shelf-life and no hardening of the material over time

OUR COMPANY

Marino\WARE® has been a leading supplier of cold-formed steel framing products for over 30 years. We are committed to providing a superior customer experience through:

- A vast selection of readily available products
- Innovative solutions that reduce construction costs
- Products designed to increase jobsite safety
- A knowledgeable sales team
- Comprehensive technical support and services
- An extensive distribution network
- Prompt delivery

OUR COMMITMENT

As a 100% American-owned and operated company, Marino\WARE takes pride in creating local jobs, supporting local communities, and manufacturing products that reflect the uncompromising skill and ethics of our professional team. We operate state-of-the-art production facilities in New Jersey, Georgia, and Indiana.

Visit MarinoWARE.com to experience our full line of innovative solutions.

OUR ADDED VALUE

Along with a full line of structural and non-structural framing, shaftwall/area separation products, slotted track, lath, beads and trims, Marino\WARE offers a collection of innovative framing products designed to streamline the construction process and reduce costs by saving time, labor, and materials. This collection includes well-known brands such as:

- ViperStud® drywall framing system
- SoundGuard® silent framing system
- StudRite® and JoistRite® open-web studs and joists
- Marino\WARE® Firestopping
- SureBoard® shear wall and floor assemblies
- QuickFrame® rough opening system
- ClipSource® clips and connectors

Table of Contents

ASTM/Standards Declaration	4
Sound Test Reports	5
NEW! FireRip® High Deflection Dynamic Joint Protection Specification Sheet	6 - 11
HOTROD® Type-X Compressible Firestopping Specification Sheet	12 - 17
HOTROD® XL Fire Rated Deflection Bead Specification Sheet	18 - 22
NEW! HOTROD® BW Fire Rated Deflection Bead Specification Sheet	23 - 24
Fire Bead® Fire Rated Deflection Bead Specification Sheet	25 - 28
NEW! Super Seal-X Fire Rated Deflection Bead	29 - 32
Fire Gasket® Firestopping for Building Joints	33 - 38
Flute Shield by CEMCO	39 - 41
FAS® STRAP	42 - 43
RBR Strap Rated Base Reveal	44 - 46
FAS® 093X™	47 - 48
FAS® 093X™-V	49 - 51
NEW! Smoke & Sound Stop Blue (SSSB) Specification Sheet	52 - 53
NEW! Sound Gasket® Sound Abatement for Building Joints	54 - 55
FAS® J-Track	56 - 57
FAS® Track 1000	58
FAS® Track 1000DL	59 - 61
FAS® TRACK BT 1000	62

TECHNICAL SERVICES + SUPPORT | *DesignGroup*

Our commitment to quality products extends to best-in-class design support. The Marino\WARE® DesignGroup™ offers a full range of technical support and engineering services, including professionally engineered stamped shop drawings, design and installation assistance on all Marino\WARE manufactured products, and expert advice on structural, nonstructural, fire and acoustic assemblies.

If you have questions or need more information on any of the products listed in this catalog, contact our Technical Services department at technicalservices@marinoware.com, or at 866.545.1545. In most cases Technical Services representatives can provide an immediate response.

LEED v4 for Building & Design Construction (Steel)

- MR Prerequisite: Construction and Demolition Waste Management Planning.
- MR Credit: Construction and Demolition Waste Management.
- MR Credit: Building Product Disclosure and Optimization – Sourcing of Raw Materials, Option 2.
- MR Credit: Building Product Disclosure and Optimization – Material Ingredients, Option 1.
- MR Credit: Building Life-Cycle Impact Reduction, Option 4.

Recycled Content (Steel)

- Total Recycled Content: 36.9%
- Post-Consumer: 19.8%
- Pre-Consumer: 14.4%

Recycled Content (Vinyl)

Marino\WARE Fire Bead®, Fire Gasket®, Sound Gasket®, HotRod® XL, and FAS® 093X™-V are manufactured for Marino\WARE by Trim-Tex Drywall Solutions with recycled PVC materials. These trims contain the following recycled content (RC) in the finished vinyl product:

Marino\WARE Product	Pre-Consumer RC	Post-Consumer RC
Fire Bead®	30%	0%
Fire Gasket®, Sound Gasket®	65%	0%
HOTROD® XL	42%	0%
FAS®093X™-V	48%	0%

All products are manufactured and assembled in the United States. The foam component of HOTROD® XL does not contain pre- or post-consumer recycled content and is not recyclable. It is classified as a nonregulated solid waste and is not considered hazardous as defined under the Resource Conservation and Recovery Act (RCRA) 40 CFR 261. It does not contain any ingredients that are IARC, NTP, or OSHA listed carcinogen. Its VOC Content is less than 1% by weight and less than 10 g/L.

Intumescent Fire Tape

Intertek does hereby certify that an independent assessment has been conducted on behalf of RECTORSEAL, LLC

Certificate Number: CA-42996-2021a

Conformance Criteria: California Department of Public Health (CDPH) Standard Method v1.2: Private Office and School Classroom.

Issuing Office Name & Address: Intertek Testing Services NA, Inc.
4700 Broadmoor Ave SE, Suite 200, Kentwood, MI 49512 USA

Ph: +1-616-656-7401

Product Category	Intumescent Tape
Model Name	BlazeSeal™
Product Restrictions	None
TVOC Range*	Between 0.5 and 5.0 mg/m3



**CERTIFIED
CLEAN AIR GOLD**

Warranty & Limitations

All products presented herein are warranted to the buyer to be free from defects in material and workmanship. The foregoing warranty is non-assignable and in lieu of and excludes all other warranties not expressly set forth herein, whether express or implied by operation of law or otherwise, including but not limited to any implied warranties of merchantability or fitness for a particular purpose. All details and specifications presented herein are intended as a general guide for the use of Marino\WARE® framing systems. These products should not be used without evaluation by a qualified engineer or architect to determine their suitability for a specific use.

Marino\WARE assumes no responsibility for failure resulting from use of its details or specifications, or for failure resulting from improper application or installation of these products.

Governing Law

All issues arising in connection with your order and all transactions associated with it shall be interpreted according to the laws of the State of New Jersey, and all actions or other proceedings arising out of such issues shall be brought only in Superior Court, State of New Jersey, County of Essex, or United States District Court for the District of New Jersey. No action may be brought more than one year after accrual of the cause of action therefore.

Always check UL Fire resistance directory for complete design requirements.

For more information, please contact Marino\WARE® Technical Services at 866.545.1545

This technical information reflects the most current information available and supersedes any and all previous publications effective

July 18, 2025 | MW_Firestop_Catalog | ©WARE Industries, Inc. 2025

HOTROD® Type-X and HOTROD® XL Sound Test Reports

- NOAL 19-1049 STC 68 Double Wall/Double Layer HOTROD XL
- NOAL 19-1048 STC 63 HOTROD XL Double Wall
- STC-68 2 layer, 2 layer ViperStud 18 mil, 24 OC Chase Wall R13 HOTROD TL14-285
- STC-68 2 layer, 2 layer, Viper-X 18 mil, 24 OC Chase Wall R13 HOTROD XL NOAL19-1049
- STC-63 1 layer, 2_layer ViperStud 18 mil 24 OC R11 Tab Track HOTROD TL17-433
- STC-60 1 layer, 1 layer ViperStud 18 mil 24 OC R11, HOTROD TL17-430
- STC-58 2 layer, 1 layer ViperStud 18 mil 24 OC R13 Tab Track, Orfield15 1016
- STC-51 2 layer, 1 layer, ViperStud 18 mil 24 OC R13, HOTROD Orfield15-1012
- STC-51 2 layer, 1 layer ViperStud 18 mil 24 OC R11, HOTROD TL17-418
- STC-50 2 layer, 1 layer Viper-X 18 mil 24 OC R13, HOTROD XL NOAL19-117
- STC-50 2 layer, 1 layer Viper-X 18 mil 24 OC R13, HOTROD XL NOAL19-1041

Steel Thickness

Color Code (painted on ends)	Mil Thickness	Design Thickness (in.) ¹	Minimum Thickness (in.) ^{1, 2}
None	18	0.0188 (.48 mm)	0.0179 (.45 mm)
White	33	0.0346 (.88 mm)	0.0329 (.84 mm)
Yellow	43	0.0451 (1.15 mm)	0.0428 (1.09 mm)
Green	54	0.0566 (1.44 mm)	0.0538 (1.37 mm)
Orange	68	0.0713 (1.81 mm)	0.0677 (1.72 mm)

1) Uncoated Steel Thickness. Thickness is for carbon sheet steel.

2) Minimum thickness represents 95% of the design thickness and is the minimum acceptable thickness per AISI Standards.

Patents & Intellectual Property Rights

MarinoWARE fire-rated products, or installations incorporating these products, may be covered by one or more of the following U.S. Patent #'s owned by CEMCO and used with permission under license, as well as several other patents pending:

- 7,617,643
- 8,281,552 B2
- 8,322,094
- 8,353,139
- 8,595,999
- 8,640,415
- 8,671,632
- 8,793,947
- 8,938,922
- 9,045,899
- 9,085,895
- 9,127,454
- 9,290,932
- 9,371,644
- 9,481,998
- 9,551,148
- 9,551,148 B2
- 9,616,259
- 9,637,914
- 9,683,364
- 9,739,052
- 9,752,318 B2
- 9,752,318 B2
- 9,879,421
- 9,931,527
- 9,973,319
- 10,000,923
- 10,011,983
- 10,077,550
- 10,184,246
- 10,689,842 B2
- 10,753,084
- 11,111,666

Fire Bead, Fire Gasket, Sound Gasket, FAS J-Track, and RBR Strap, 093X Sound Test Reports

- NOAL 18-0763S STC 55 Single Wall Unbalanced
- NOAL 18-0762S STC 51 Single Wall Unbalanced
- NOAL 19-1046 STC 66 Double Wall Unbalanced
- NOAL 19-1045 STC 62 Double Wall Unbalanced
- NOAL 19-1043 50 STC Single Wall Unbalanced
- NOAL 18-0766 STC 66 Single Wall/Double Layer
- NOAL 18-0765 STC 63 Double Wall/Single/Double Layer
- NOAL 18-0762 STC 51 Single Wall/Single Layer/Double Layer
- NOAL 18-0763 STC 55 Single Wall/Double Layer
- TL 14-215 STC 57 093X with RC-1 Single Layer/Double Layer
- OL15-1010 STC 52 RBR Strap Single/Double Layer
- NOAL 19-0116 STC 50 Fire Bead Single Wall Unbalanced
- USG-170701 STC 42 for 4" Shaft Wall Cavity

ASTM & Code Standards

- ASTM A653/653M, A924/924M, A1003/1003M, C645 and C754.
- ASTM E3157-20 Standard Guide for Understanding and Using Information Related to Installation of Firestop Systems.
- IBC: 2012, 2015, 2018, 2021
- CBC: 2013, 2016, 2019
- ASTM E 1966: Standard Test Method of Fire Tests of Firestop Systems.
- UL 2079 5th Edition Tests For Fire Resistance of Building Joints.
- ASTM E-119 Standard Test Methods for Fire Tests of Building Construction and Material.
- Sound Tested in accordance with ASTM E90-09.
- Air leakage tests conducted for compliance with Section 713.6 of IBC and CBC.



Always check UL Fire resistance directory for complete design requirements.

For more information, please contact MarinoWARE® Technical Services at 866.545.1545

This technical information reflects the most current information available and supersedes any and all previous publications effective July 18, 2025 | MW_Firestop_Catalog | ©WARE Industries, Inc. 2025



Product Description

Marino\WARE FireRip® is a composite steel angle encased in fire-rated drywall that provides unencumbered dynamic movement for high deflection dynamic joint applications.

- 🔧 Tested with up to 100% compression and 100% extension.
- 🔧 Mechanically fastened to the overhead structure at 24" on center through the horizontal attachment flange.
The encased drywall leg is set against the finished drywall concealing the deflection gap at the head-of-wall.
- 🔧 Provides one, two, and three-hour fire ratings from a single-layer profile.
- 🔧 Install joining pieces in contact to each other.
- 🔧 The butt joint may be sealed with sealant or joint compound and flat tape.
- 🔧 Can be used as a retrofit to repair damaged fire-rated fill material or to replace fire-rated fill material that was improperly installed.
- 🔧 Installs over the finish layer of drywall on both sides of a standard wall and on just one side (finish drywall/non-shaft side) of a shaft wall.
- 🔧 Provides L-rating of less than 1CFM.
- 🔧 Can be used with any UL certified deep leg or slotted leg track.

Ordering / Packaging

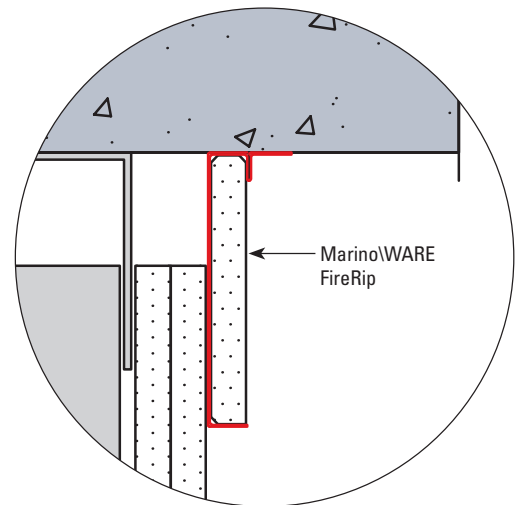
Description	Part #	Size	Length	Pcs/Ctn	Submitted for Review/Use	✓
FireRip 2	FR2	1-1/2" x 2-3/4" x 8'	8'	4	FR2	
FireRip 3	FR3	1-1/2" x 3-3/4" x 8'	8'	4	FR3	
FireRip 4	FR4	1-1/2" x 4-3/4" x 8'	8'	4	FR4	

Storage / Warranty

- 🔧 When stored indoors and kept dry in the original package, FireRip will provide unlimited shelf life.
- 🔧 See Firestop Product Warranty for details.

ASTM & Code Standards

- 🔧 ASTM E-84
- 🔧 ASTM E-1966
- 🔧 UL 2079 5th Edition
- 🔧 L-Rating (air leakage) testing for compliance with International Building Code (IBC) and Canadian Building Code (CBC).
- 🔧 UL listings/approvals include: HW-D-0420; HW-D-0421; HW-D-0451; HW-D-0453; HW-D-0461; HW-D-0463; HW-D-0584; HW-D-0585; HW-D-0587; HW-D-0594; HW-D-0602; HW-D-0622; HW-D-0652; HW-D-0653
- 🔧 **U.S. Patent No. 11,920,343 B2**



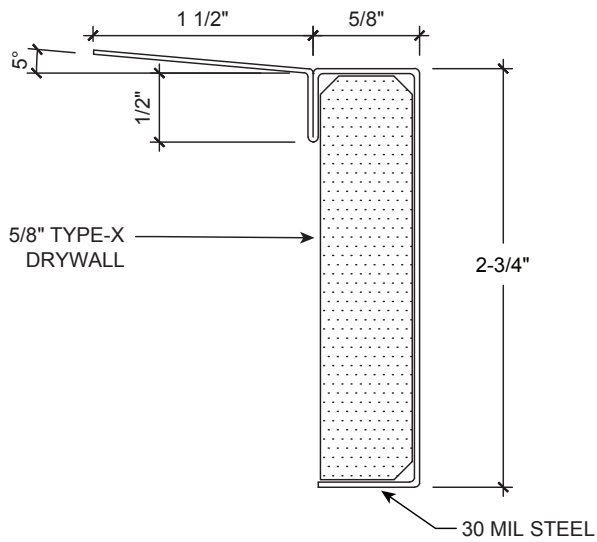
Always check UL Fire resistance directory for complete design requirements.

For more information, please contact Marino\WARE® Technical Services at 866.545.1545

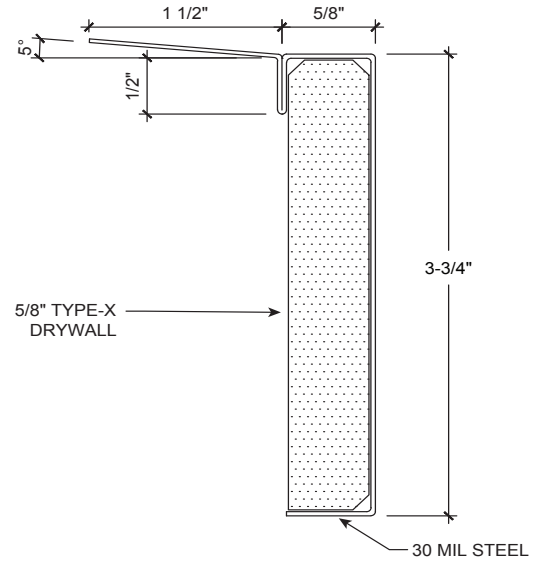
This technical information reflects the most current information available and supersedes any and all previous publications effective

July 18, 2025 | MW_Firestop_Catalog I ©WARE Industries, Inc. 2025

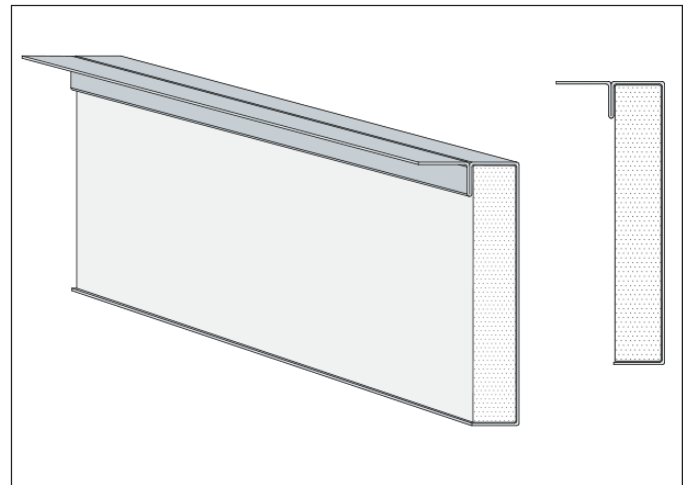
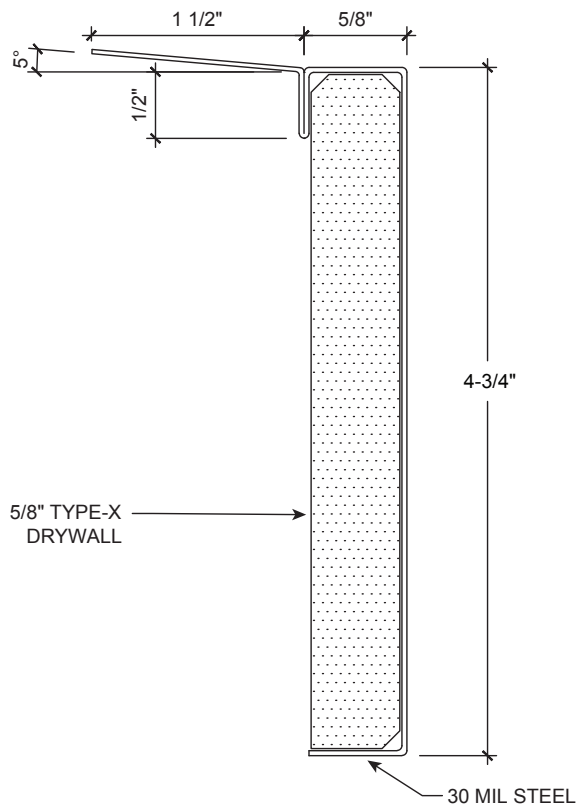
FR2



FR3



FR4



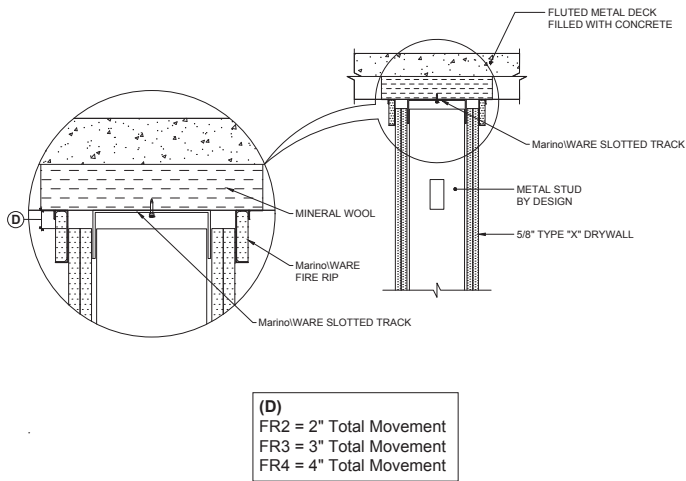
← View the installation video!

Always check UL Fire resistance directory for complete design requirements.

For more information, please contact MarinoWARE® Technical Services at 866.545.1545

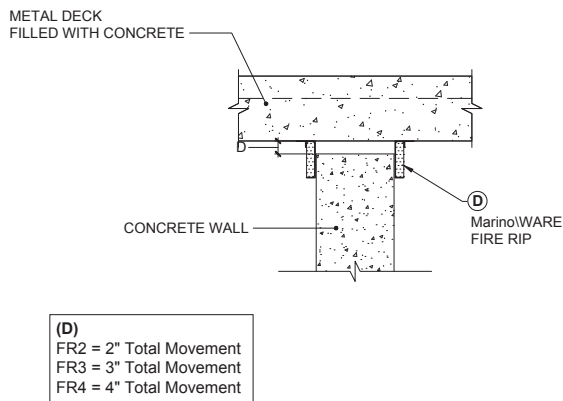
This technical information reflects the most current information available and supersedes any and all previous publications effective July 18, 2025 | MW_Firestop_Catalog | ©WARE Industries, Inc. 2025

HW-D-0420 PERPENDICULAR TO FLUTED DECK



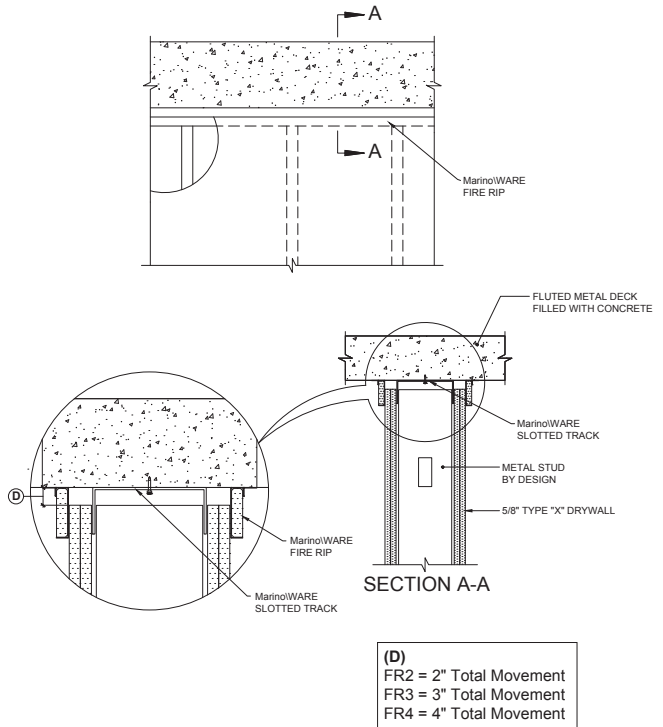
*NOTE: SINGLE LAYER OF 5/8" TYPE "X" DRYWALL FOR 1 HOUR FIRE RATING, 2 LAYERS FOR 2 HOUR

HW-D-0451 CMU HEAD OF WALL



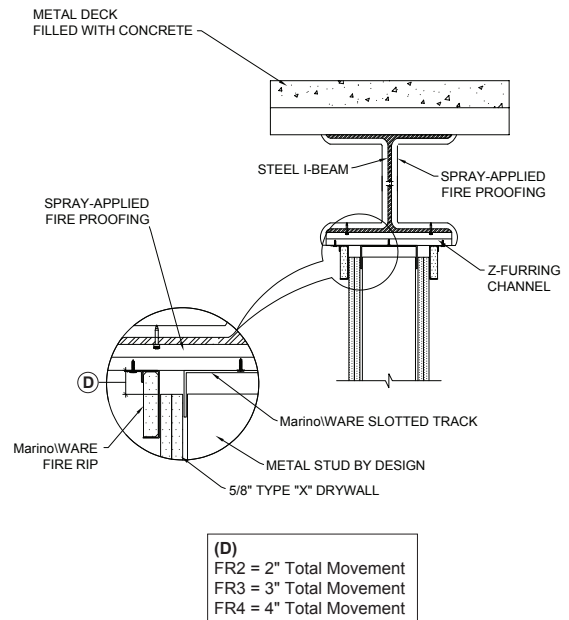
*NOTE: SINGLE LAYER OF 5/8" TYPE "X" DRYWALL FOR 1 HOUR FIRE RATING, 2 LAYERS FOR 2 HOUR

HW-D-0421 CONCRETE SLAB



*NOTE: SINGLE LAYER OF 5/8" TYPE "X" DRYWALL FOR 1 HOUR FIRE RATING, 2 LAYERS FOR 2 HOUR

HW-D-0453 UNDER STEEL I-BEAM



*NOTE: SINGLE LAYER OF 5/8" TYPE "X" DRYWALL FOR 1 HOUR FIRE RATING, 2 LAYERS FOR 2 HOUR

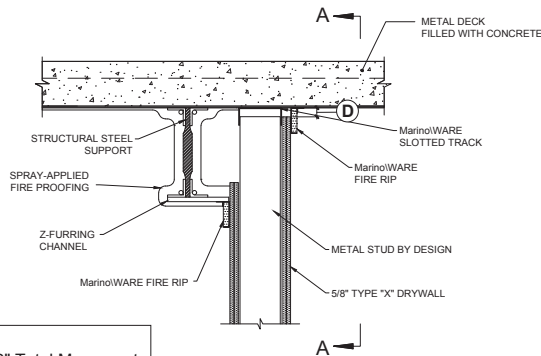
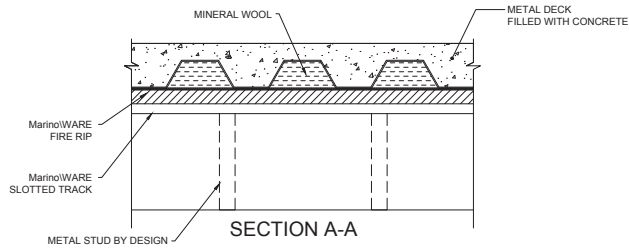
Always check UL Fire resistance directory for complete design requirements.

For more information, please contact MarinoWARE® Technical Services at 866.545.1545

This technical information reflects the most current information available and supersedes any and all previous publications effective

July 18, 2025 | MW_Firestop_Catalog | ©WARE Industries, Inc. 2025

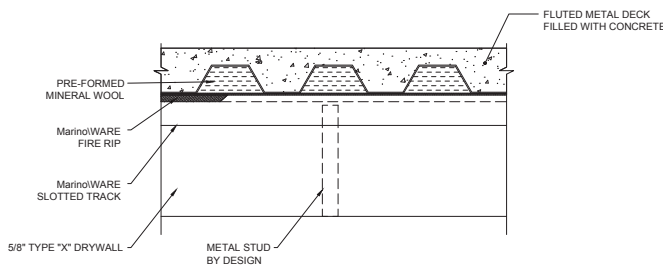
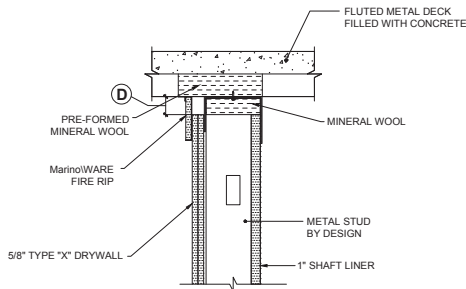
HW-D-0461 PARALLEL TO I-BEAM



(D)
FR2 = 2" Total Movement
FR3 = 3" Total Movement
FR4 = 4" Total Movement

*NOTE: SINGLE LAYER OF 5/8" TYPE "X" DRYWALL FOR 1 HOUR FIRE RATING, 2 LAYERS FOR 2 HOUR

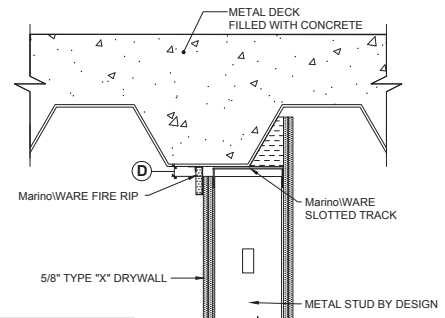
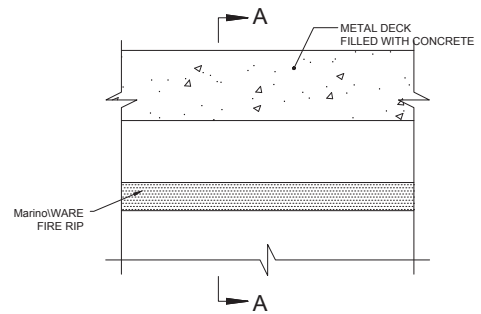
HW-D-0584 SHAFT-WALL FLUTED DECK



(D)
FR2 = 2" Total Movement

*NOTE: SINGLE LAYER OF 5/8" TYPE "X" DRYWALL FOR 1 HOUR FIRE RATING, 2 LAYERS FOR 2 HOUR

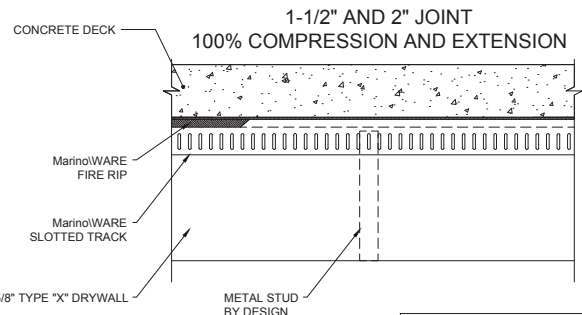
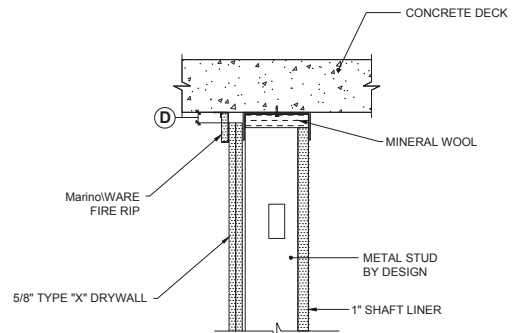
HW-D-0463 PARALLEL TO FLUTE VALLEY



(D)
FR2 = 2" Total Movement
FR3 = 3" Total Movement
FR4 = 4" Total Movement

*NOTE: SINGLE LAYER OF 5/8" TYPE "X" DRYWALL FOR 1 HOUR FIRE RATING, 2 LAYERS FOR 2 HOUR

HW-D-0585 SHAFT-WALL AT CONCRETE



(D)
FR2 = 2" Total Movement

*NOTE: SINGLE LAYER OF 5/8" TYPE "X" DRYWALL FOR 1 HOUR FIRE RATING, 2 LAYERS FOR 2 HOUR

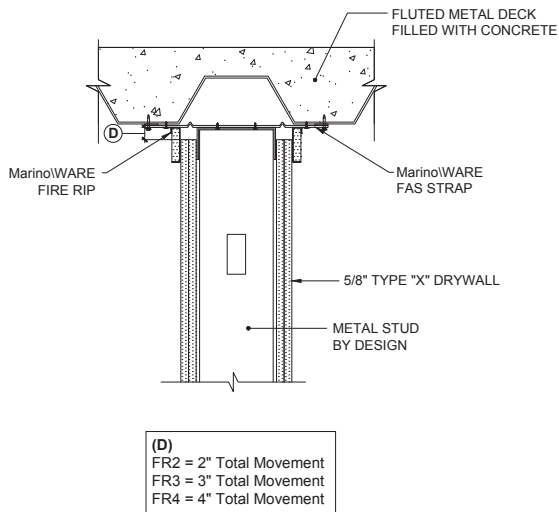
Always check UL Fire resistance directory for complete design requirements.

For more information, please contact MarinoWARE® Technical Services at 866.545.1545

This technical information reflects the most current information available and supersedes any and all previous publications effective

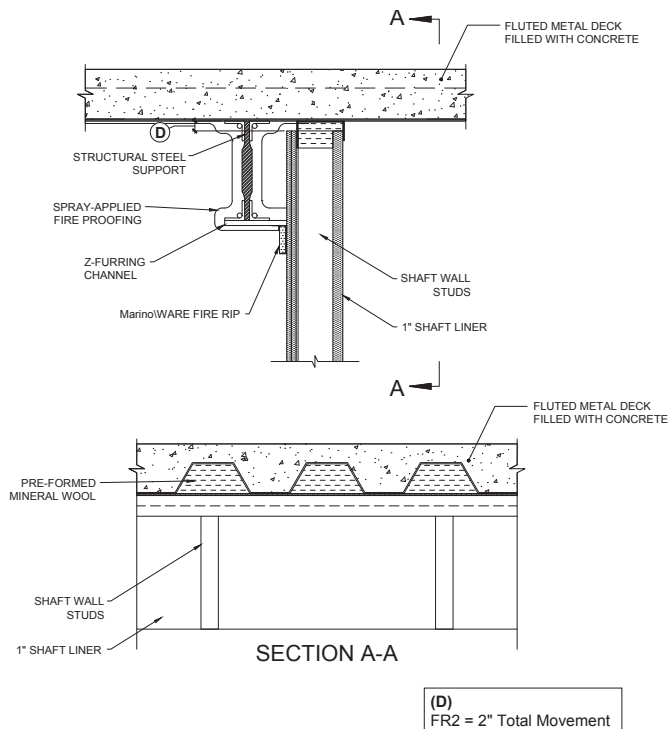
July 18, 2025 | MW_Firestop_Catalog | ©WARE Industries, Inc. 2025

HW-D-0587 PARALLEL WITH FLUTED DECK (FAS STRAP)



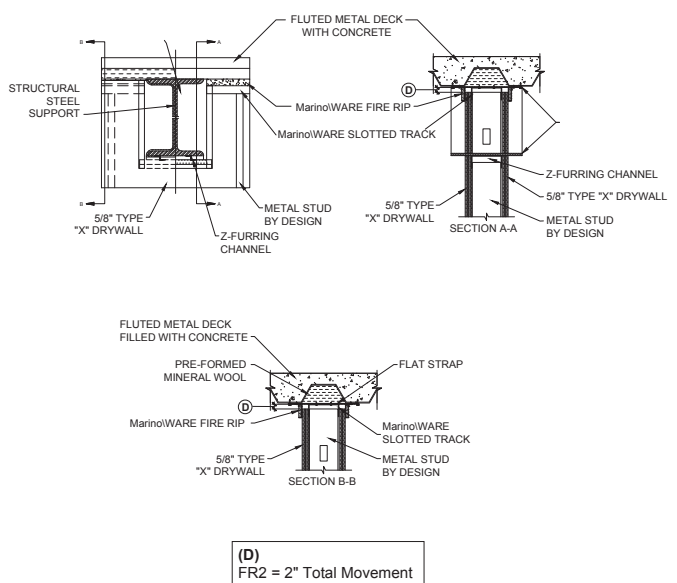
*NOTE: SINGLE LAYER OF 5/8" TYPE "X" DRYWALL FOR 1 HOUR FIRE RATING, 2 LAYERS FOR 2 HOUR

HW-D-0602 SHAFT WALL PARALLEL TO I-BEAM



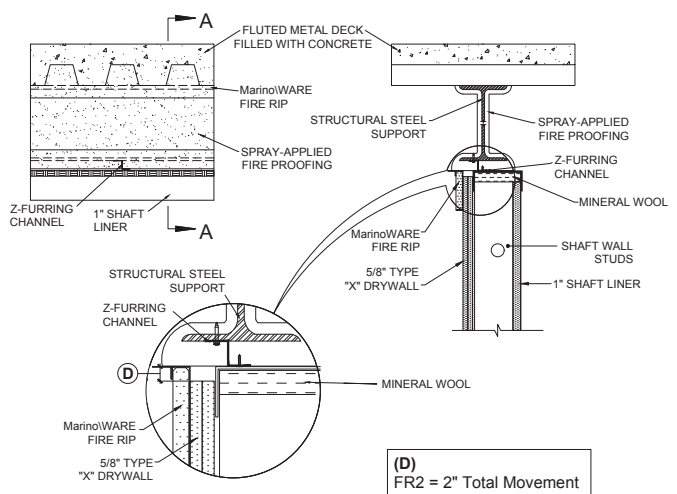
*NOTE: SINGLE LAYER OF 5/8" TYPE "X" DRYWALL FOR 1 HOUR FIRE RATING, 2 LAYERS FOR 2 HOUR

HW-D-0594 BEAM PENETRATION



*NOTE: SINGLE LAYER OF 5/8" TYPE "X" DRYWALL FOR 1 HOUR FIRE RATING, 2 LAYERS FOR 2 HOUR

HW-D-0622 SHAFT WALL UNDER I-BEAM



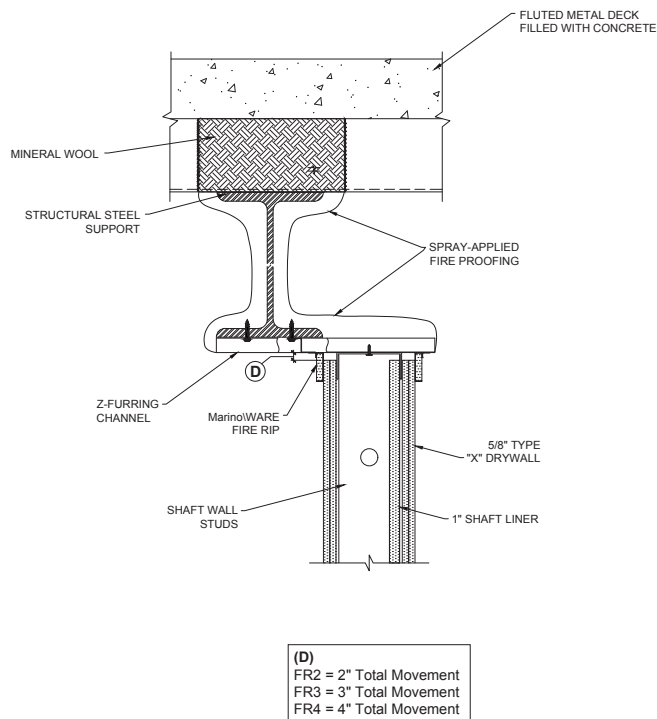
*NOTE: SINGLE LAYER OF 5/8" TYPE "X" DRYWALL FOR 1 HOUR FIRE RATING, 2 LAYERS FOR 2 HOUR

Always check UL Fire resistance directory for complete design requirements.

For more information, please contact MarinoWARE® Technical Services at 866.545.1545

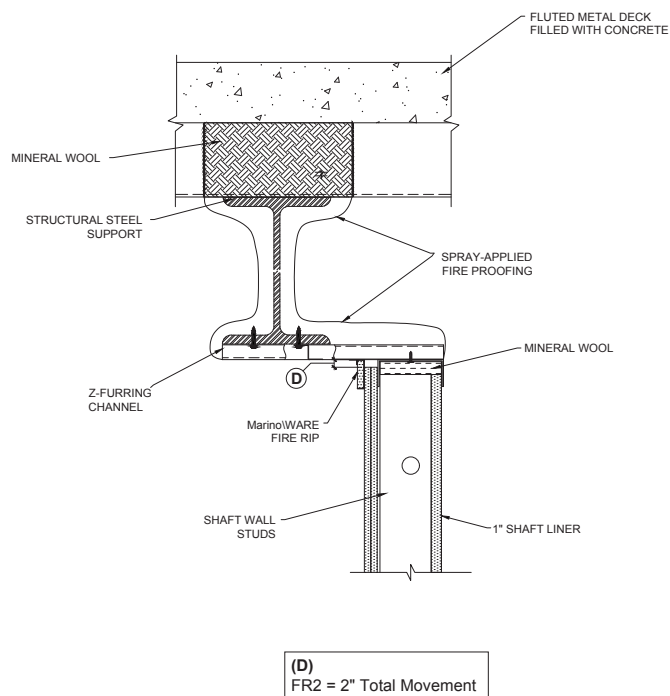
This technical information reflects the most current information available and supersedes any and all previous publications effective July 18, 2025 | MW_Firestop_Catalog | ©WARE Industries, Inc. 2025

HW-D-0652 SHAFT WALL CANTILEVER UNDER STEEL I-BEAM



*NOTE: SINGLE LAYER OF 5/8" TYPE "X" DRYWALL FOR 1 HOUR FIRE RATING, 2 LAYERS FOR 2 HOUR

HW-D-0653 SHAFT WALL CANTILEVER UNDER BEAM



*NOTE: SINGLE LAYER OF 5/8" TYPE "X" DRYWALL FOR 1 HOUR FIRE RATING, 2 LAYERS FOR 2 HOUR

Always check UL Fire resistance directory for complete design requirements.

For more information, please contact Marino\WARE® Technical Services at 866.545.1545

This technical information reflects the most current information available and supersedes any and all previous publications effective July 18, 2025 | MW_Firestop_Catalog | ©WARE Industries, Inc. 2025



Product Description

MarinoWARE HOTROD® Type-X is a compressible intumescent fire-rated deflection bead tested to UL 2079. It provides 1 & 2 hour joint firestop solutions in joints both standard wall and shaft wall types between flat concrete or fluted metal deck applications.

- ☛ Tested with up to 80% compression and 33% extension.
- ☛ Installed at fluted deck does not require use of additional firestop sealant or spray over mineral wool flute fillers.
- ☛ Has a rectangular profile and is easily installed by compressing it into the gap between the drywall and surrounding structure.
- ☛ Red in color for easy identification during inspection process.
- ☛ Non-hygroscopic therefore it will not absorb water.
- ☛ Provides BOTH fire and sound ratings and over time it does not shrink, harden, or separate from surrounding substrate.
- ☛ Can be installed and left exposed or covered with tape and joint compound in exposed applications.
- ☛ Optional double-sided tape for easy installation to the track or stud flange.
- ☛ For use in assemblies with STC Ratings up to 68.

Ordering / Packaging

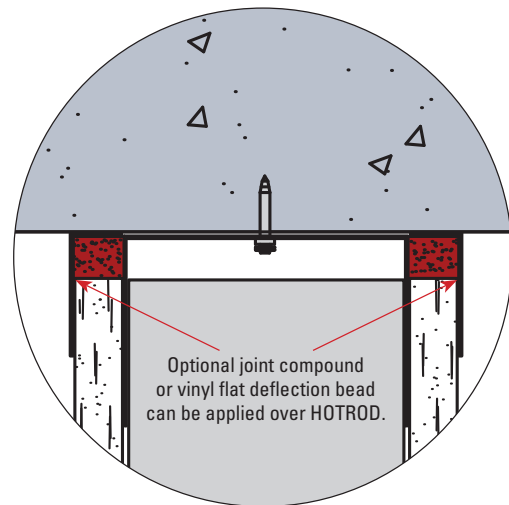
Description	Part #	Length	Pcs/Ctn	Submitted for Review/Use	✓
HOTROD Type-X (w Double-Sided Tape)	HOTRX121DS	40'	5 pcs / 200 ft	HOTRX121DS	
HOTROD Type-X (w/o Double-Sided Tape)	HOTRX121	40'	5 pcs / 200 ft	HOTRX121	
HOTROD Type-X (w Double-Sided Tape)	HOTRX11DS	20'	4 pcs / 80 ft	HOTRX11DS	
HOTROD Type-X (w/o Double-Sided Tape)	HOTRX11	20'	4 pcs / 80 ft	HOTRX11	

Storage / Warranty

- ☛ When stored indoors and kept dry in the original package, HOTROD Type-X will provide unlimited shelf life.
- ☛ See Firestop Product Warranty for details.

ASTM & Code Standards

- ☛ ASTM E-84
- ☛ ASTM E-90
- ☛ ASTM E-1966
- ☛ UL 2079 5th Edition
- ☛ Cal State Fire (BML) 1451-2376:0003
- ☛ L-Rating (air leakage) testing for compliance with International Building Code (IBC) and Canadian Building Code (CBC).
- ☛ UL listings/approvals include: BW-S-0024, HW-D-0514, HW-D-0518, HW-D-0524, HW-D-0525, HW-D-0550, HW-D-0551, HW-D-0553, HW-D-0554, HW-D-0573, HW-D-0620, HW-D-0624, HW-D-0625, HW-D-0652, HW-S-0128, WW-D-0104, WW-S-0057, WW-S-0094
- ☛ U.S. Patent No. 9,683,364; 10,184,246; and 11,060,283

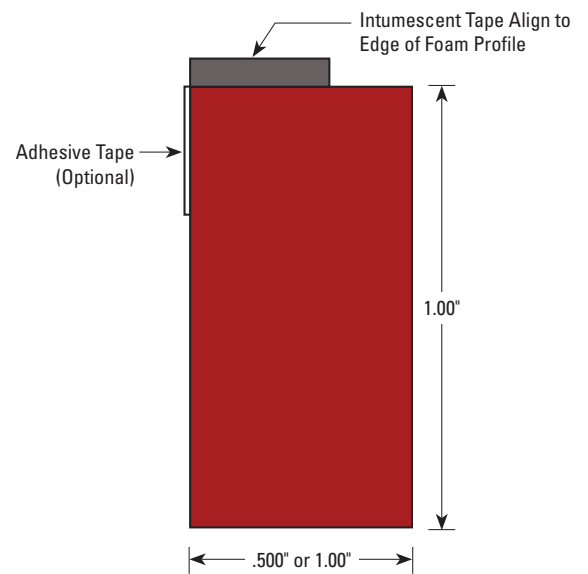



Always check UL Fire resistance directory for complete design requirements.


For more information, please contact MarinoWARE® Technical Services at 866.545.1545

This technical information reflects the most current information available and supersedes any and all previous publications effective

July 18, 2025 | MW_Firestop_Catalog | ©WARE Industries, Inc. 2025



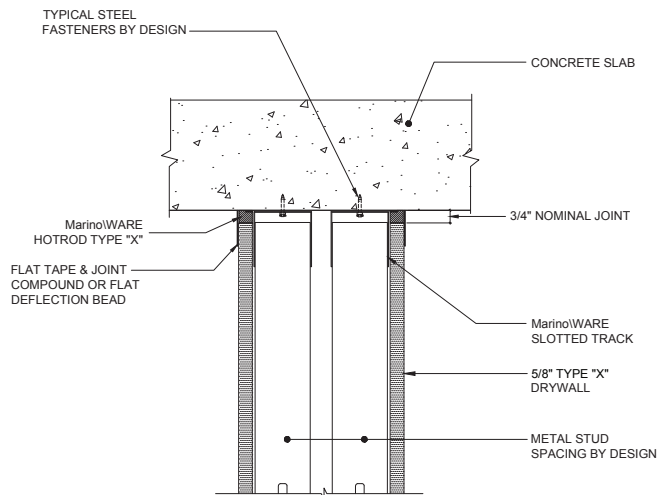
← View the installation video!



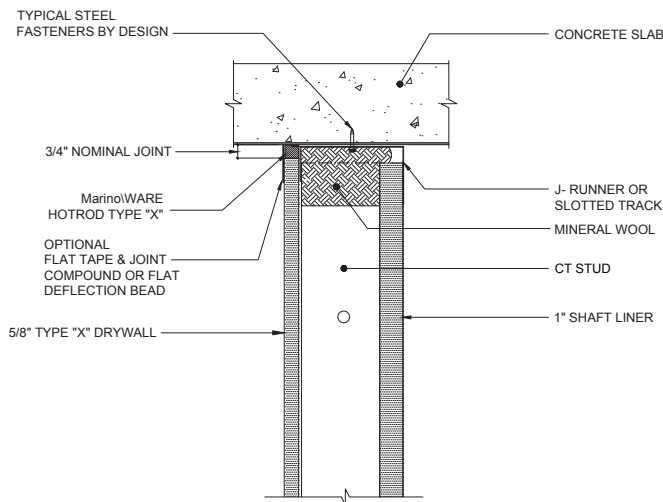
Always check UL Fire resistance directory for complete design requirements.

For more information, please contact MarinoWARE® Technical Services at 866.545.1545

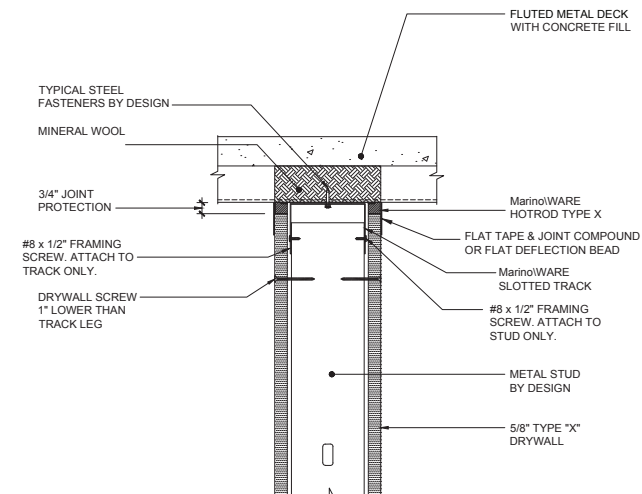
This technical information reflects the most current information available and supersedes any and all previous publications effective July 18, 2025 | MW_Firestop_Catalog | ©WARE Industries, Inc. 2025

HW-D-0554 1 & 2HR STANDARD CHASE WALL, CONCRETE SLAB

*NOTE: SINGLE LAYER OF 5/8" TYPE "X" DRYWALL FOR 1 HOUR FIRE RATING, 2 LAYERS FOR 2 HOUR

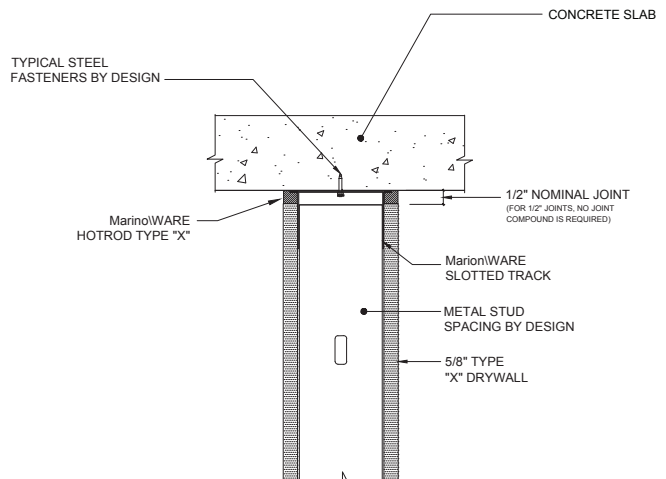
HW-D-0625 1 & 2HR SHAFT WALL, CONCRETE SLAB

*NOTE: SINGLE LAYER OF 5/8" TYPE "X" DRYWALL FOR 1 HOUR FIRE RATING, 2 LAYERS FOR 2 HOUR

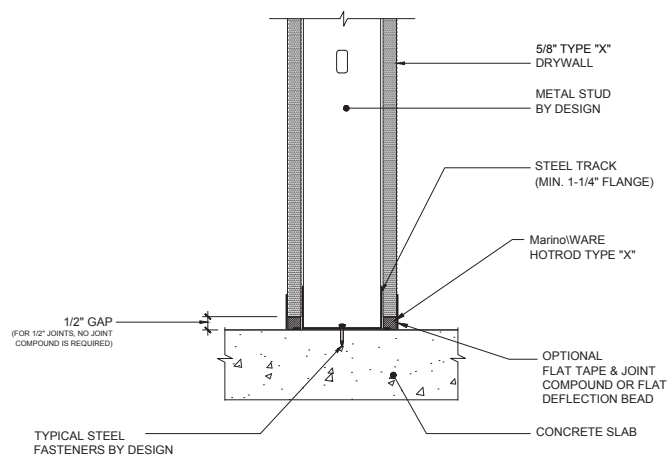
HW-D-0518 1 & 2HR STANDARD WALL, PERPENDICULAR TO FLUTED DECK

*NOTE: SINGLE LAYER OF 5/8" TYPE "X" DRYWALL FOR 1 HOUR FIRE RATING, 2 LAYERS FOR 2 HOUR

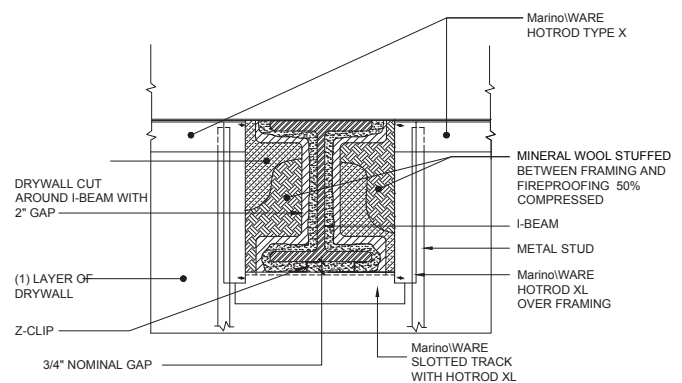
NOTE: 1/2" wide joints don't require joint compound over HOTROD

HW-D-0624 1 & 2HR STANDARD WALL, CONCRETE SLAB

*NOTE: SINGLE LAYER OF 5/8" TYPE "X" DRYWALL FOR 1 HOUR FIRE RATING, 2 LAYERS FOR 2 HOUR

BW-S-0024 1 & 2HR BOTTOM WALL STATIC JOINT

*NOTE: SINGLE LAYER OF 5/8" TYPE "X" DRYWALL FOR 1 HOUR FIRE RATING, 2 LAYERS FOR 2 HOUR

HW-D-0573 1 & 2HR STANDARD WALL, @ FLUTED DECK BEAM PENETRATION

*NOTE: SINGLE LAYER OF 5/8" TYPE "X" DRYWALL FOR 1 HOUR FIRE RATING, 2 LAYERS FOR 2 HOUR

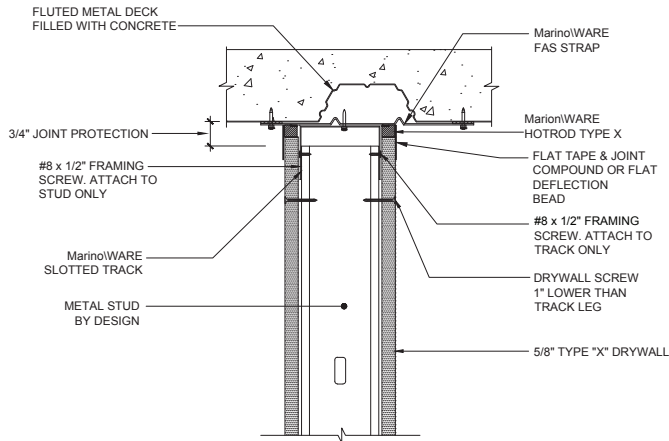
Always check UL Fire resistance directory for complete design requirements.

For more information, please contact MarinoWARE® Technical Services at 866.545.1545

This technical information reflects the most current information available and supersedes any and all previous publications effective

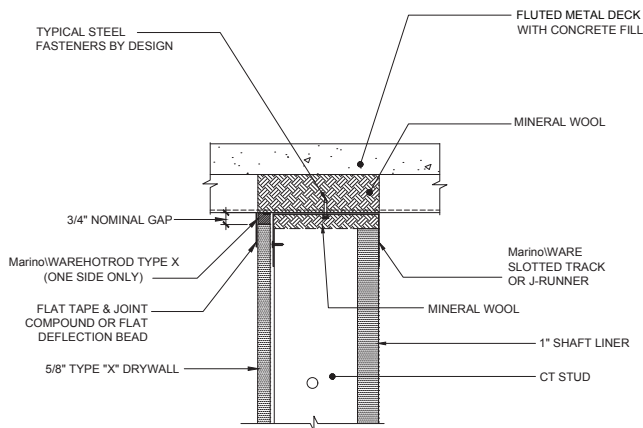
July 18, 2025 | MW_Firestop_Catalog | ©WARE Industries, Inc. 2025

HW-D-0524 1 & 2HR OFFSET & PARALLEL UNDER FLUTED DECK



*NOTE: SINGLE LAYER OF 5/8" TYPE "X" DRYWALL FOR 1 HOUR FIRE RATING, 2 LAYERS FOR 2 HOUR

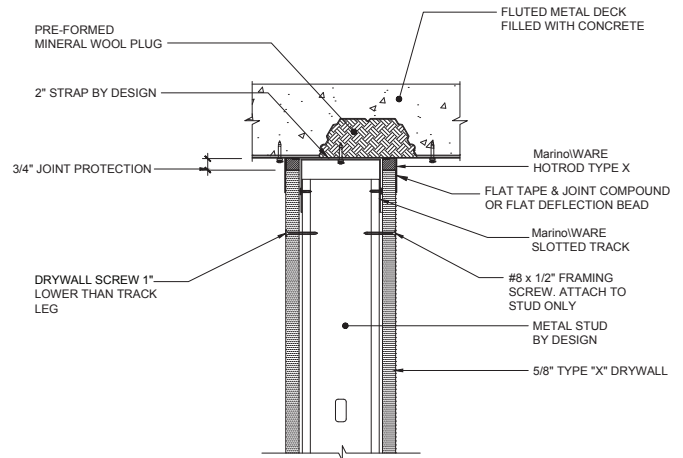
HW-D-0525 1 & 2HR SHAFT WALL, PERPENDICULAR TO FLUTED DECK



*NOTE: SINGLE LAYER OF 5/8" TYPE "X" DRYWALL FOR 1 HOUR FIRE RATING, 2 LAYERS FOR 2 HOUR

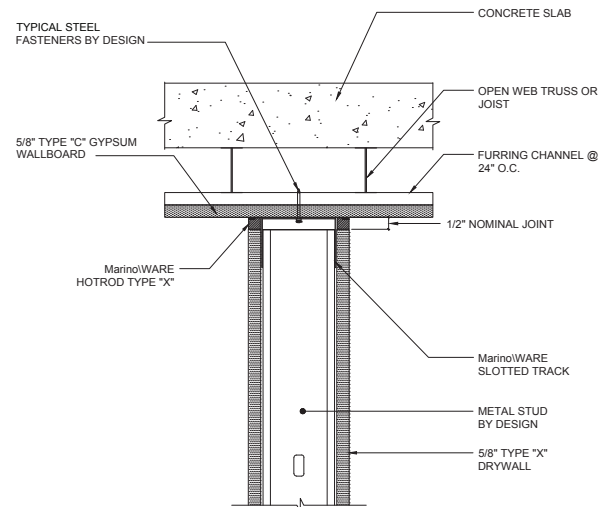
NOTE: 1/2" wide joints don't require joint compound over HOTROD

HW-D-0524 1 & 2HR OFFSET & PARALLEL UNDER FLUTED DECK



*NOTE: SINGLE LAYER OF 5/8" TYPE "X" DRYWALL FOR 1 HOUR FIRE RATING, 2 LAYERS FOR 2 HOUR

HW-D-0550 STANDARD WALL, GYPSUM WALLBOARD CEILING



*NOTE: SINGLE LAYER OF 5/8" TYPE "X" DRYWALL FOR 1 HOUR FIRE RATING, 2 LAYERS FOR 2 HOUR

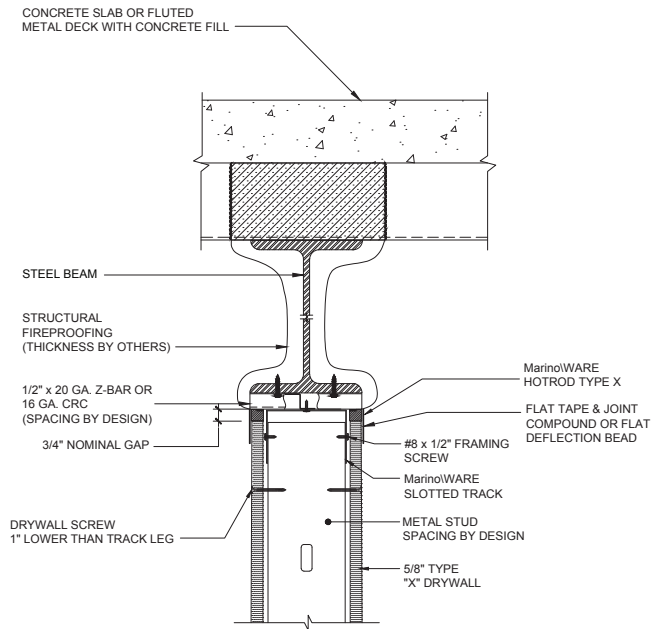
Always check UL Fire resistance directory for complete design requirements.

For more information, please contact Marino\WARE® Technical Services at 866.545.1545

This technical information reflects the most current information available and supersedes any and all previous publications effective

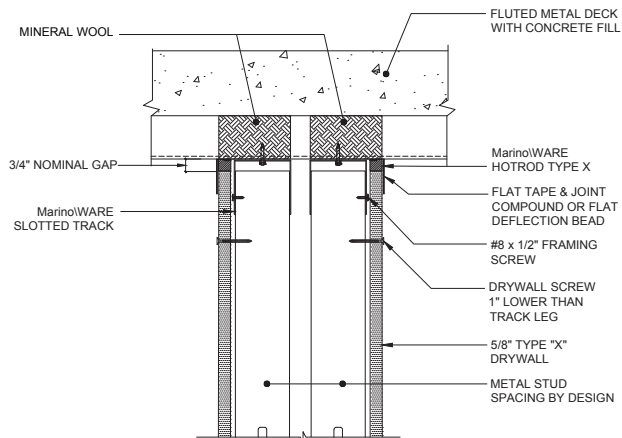
July 18, 2025 | MW_Firestop_Catalog | ©WARE Industries, Inc. 2025

HW-D-0551 1 & 2HR PARALLEL & CENTERED DIRECTLY UNDER BEAM



*NOTE: SINGLE LAYER OF 5/8" TYPE "X" DRYWALL FOR 1 HOUR FIRE RATING, 2 LAYERS FOR 2 HOUR

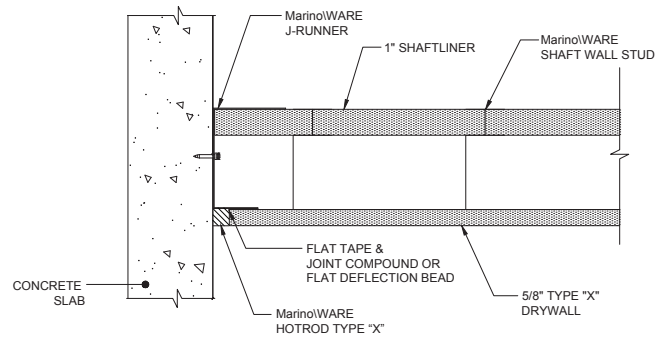
HW-D-0553 1 & 2HR CHASE WALL, PERPENDICULAR TO FLUTED DECK



*NOTE: SINGLE LAYER OF 5/8" TYPE "X" DRYWALL FOR 1 HOUR FIRE RATING, 2 LAYERS FOR 2 HOUR

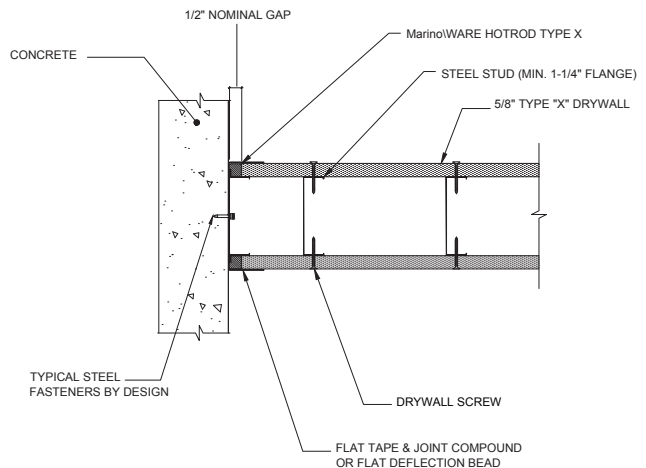
NOTE: 1/2" wide joints don't require joint compound over HOTROD

WW-S-0094 SHAFT WALL VERTICAL JOINT



*NOTE: SINGLE LAYER OF 5/8" TYPE "X" DRYWALL FOR 1 HOUR FIRE RATING, 2 LAYERS FOR 2 HOUR

WW-D-0104 1 & 2HR VERTICAL TIE IN TO CONCRETE SLAB



*NOTE: SINGLE LAYER OF 5/8" TYPE "X" DRYWALL FOR 1 HOUR FIRE RATING, 2 LAYERS FOR 2 HOUR

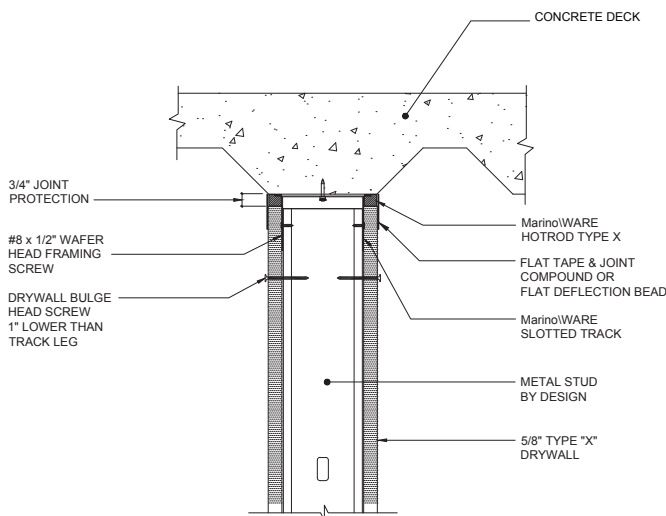
Always check UL Fire resistance directory for complete design requirements.

For more information, please contact Marino\WARE® Technical Services at 866.545.1545

This technical information reflects the most current information available and supersedes any and all previous publications effective

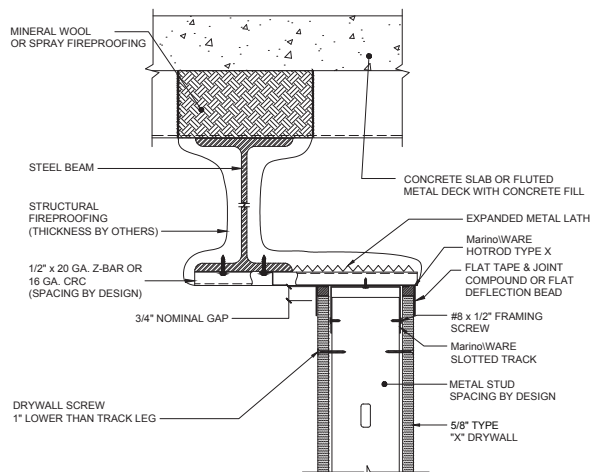
July 18, 2025 | MW_Firestop_Catalog | ©WARE Industries, Inc. 2025

HW-D-0620, 1 & 2HR PARALLEL & DIRECTLY UNDER FLUTED DECK



*NOTE: SINGLE LAYER OF 5/8" TYPE "X" DRYWALL FOR 1 HOUR FIRE RATING, 2 LAYERS FOR 2 HOUR

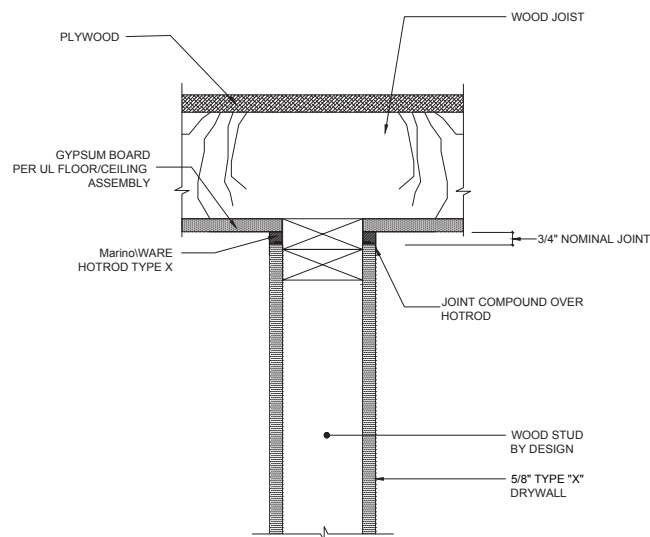
HW-D-0652 1 & 2HR PARALLEL & CANTILEVERED UNDER BEAM



*NOTE: SINGLE LAYER OF 5/8" TYPE "X" DRYWALL FOR 1 HOUR FIRE RATING, 2 LAYERS FOR 2 HOUR

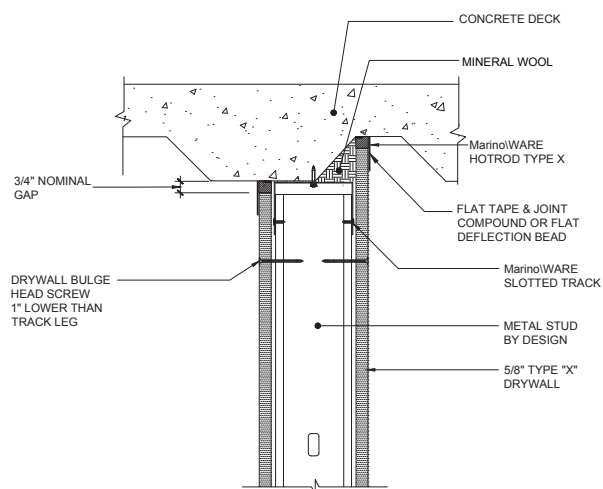
NOTE: 1/2" wide joints don't require joint compound over HOTROD

HW-S-0128 1 & 2HR HEAD OF WALL JOINT AT WOOD FRAMING



*NOTE: SINGLE LAYER OF 5/8" TYPE "X" DRYWALL FOR 1 HOUR FIRE RATING, 2 LAYERS FOR 2 HOUR

HW-D-0620, 1 & 2HR PARALLEL & OFFSET UNDER FLUTED DECK



*NOTE: SINGLE LAYER OF 5/8" TYPE "X" DRYWALL FOR 1 HOUR FIRE RATING, 2 LAYERS FOR 2 HOUR

Always check UL Fire resistance directory for complete design requirements.

For more information, please contact Marino\WARE® Technical Services at 866.545.1545

This technical information reflects the most current information available and supersedes any and all previous publications effective July 18, 2025 | MW_Firestop_Catalog | ©WARE Industries, Inc. 2025

Product Description

MarinoWARE HOTROD XL is a surface mounted fire-rated deflection bead tested to UL 2079. It provides 1 & 2 hour firestop solutions in joints for both standard wall and shaft wall types between flat concrete or fluted metal deck applications.



- Tested with up to 80% compression and 30% extension.
- Combines compressible foam, a vinyl concealment leg along and intumescent strip to provide an aesthetically pleasing joint.
- Provides one and two hour fire ratings from the same profile.
- Provides a single step installation of both a code compliant firestop and finished drywall accessory in one piece.
- Pink perforated mud leg for ease of inspection.
- Installs on the face of the drywall with a perforated mud leg incorporated to accept joint compound.
- Can be used with sprayless Flute Clips to eliminate need for additional firestop sealant or spray.
- Easily installs using spray adhesive and staples.
- Installs fully cured and is printable.
- Does not have temperature or humidity limits for installation.
- For use in assemblies with STC Ratings up to 68.

Ordering / Packaging

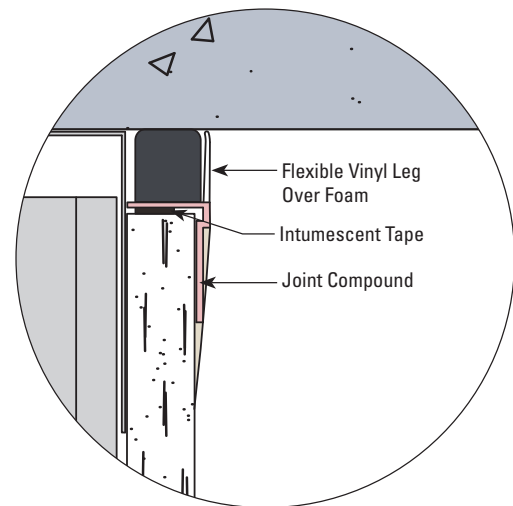
Description	Part #	Size	Length	Pcs/Ctn	Submitted for Review/Use	✓
HOTROD XL	HOTRODXL	1/2" x 3/4"	10'	10	HOTROD XL	

Storage / Warranty

- When stored indoors and kept dry in the original package, HOTROD XL will provide unlimited shelf life.
- See Firestop Product Warranty for details.

ASTM & Code Standards

- ASTM E-84
- ASTM E-90
- ASTM E-1966
- UL 2079 5th Edition
- L-Rating (air leakage) testing for compliance with International Building Code (IBC) and Canadian Building Code (CBC).
- UL listings/approvals include: BW-S-0024; HW-D-0550; HW-D-0554; HW-D-0621; HW-D-0624; HW-D-0625; HW-S-0128; WW-S-0057; WW-S-0094
- U.S. Patent No. 9,683,364; 10,184,246; and 10,914,065

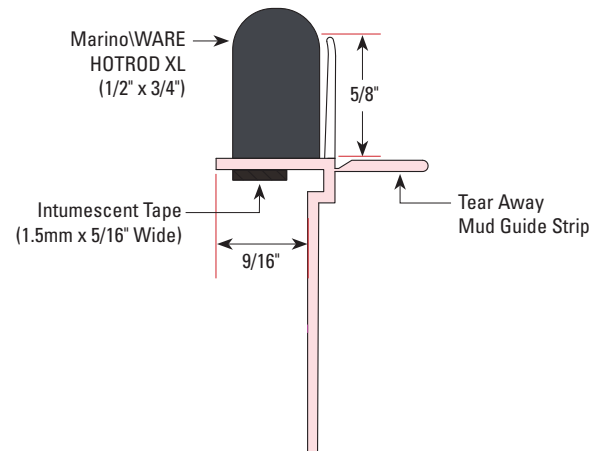
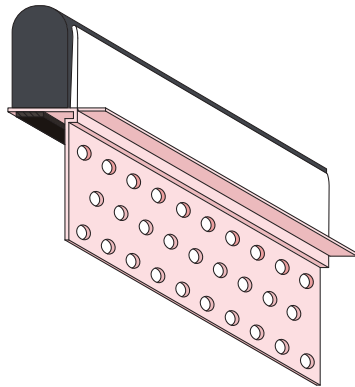


Always check UL Fire resistance directory for complete design requirements.

For more information, please contact MarinoWARE® Technical Services at 866.545.1545

This technical information reflects the most current information available and supersedes any and all previous publications effective


July 18, 2025 | MW_Firestop_Catalog | ©WARE Industries, Inc. 2025



← View the installation video!



← View the installation guide!

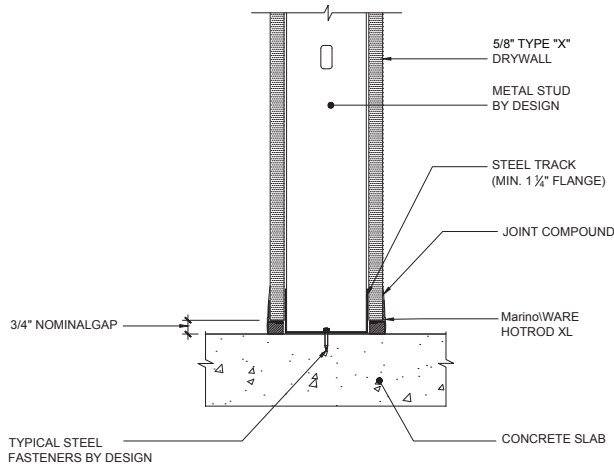


Always check UL Fire resistance directory for complete design requirements.

For more information, please contact Marino\WARE® Technical Services at 866.545.1545

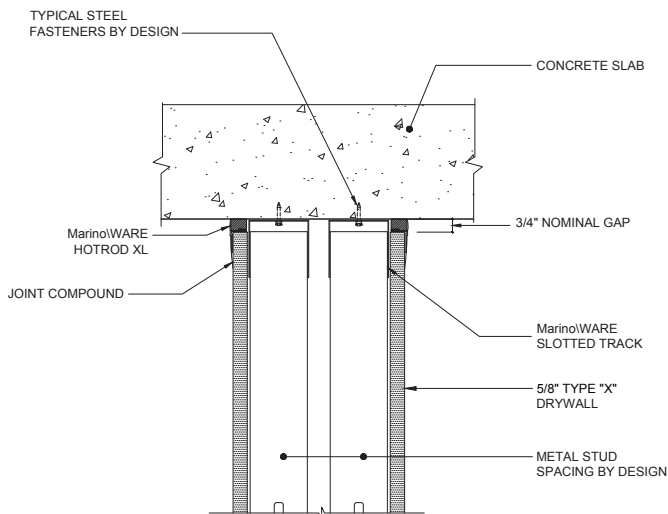
This technical information reflects the most current information available and supersedes any and all previous publications effective July 18, 2025 | MW_Firestop_Catalog | ©WARE Industries, Inc. 2025

BW-S-0024 1 & 2HR BOTTOM OF WALL



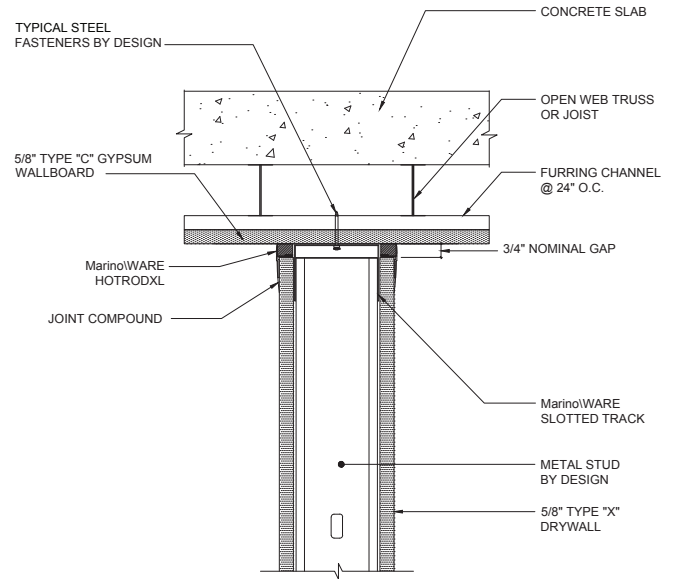
*NOTE: SINGLE LAYER OF 5/8\" TYPE \"X\" DRYWALL FOR 1 HOUR FIRE RATING, 2 LAYERS FOR 2 HOUR

HW-D-0554 1 & 2HR STANDARD CHASE WALL, CONCRETE SLAB



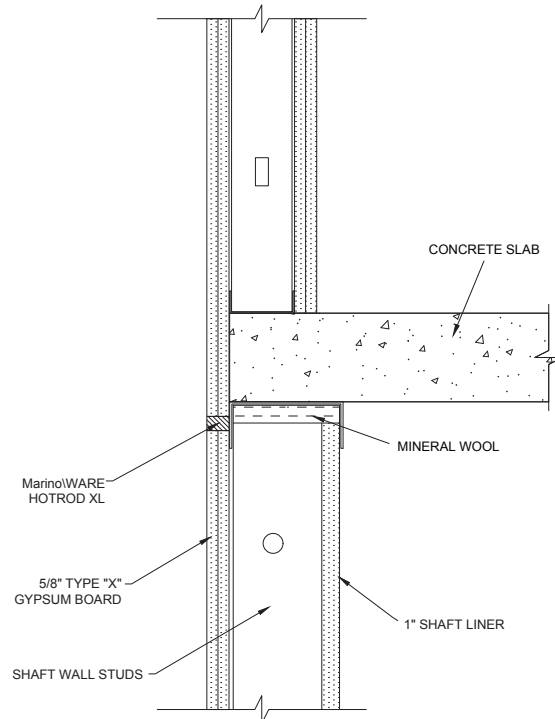
*NOTE: SINGLE LAYER OF 5/8\" TYPE \"X\" DRYWALL FOR 1 HOUR FIRE RATING, 2 LAYERS FOR 2 HOUR

HW-D-0550 1 & 2HR STANDARD WALL, GYPSUM WALLBOARD CEILING



*NOTE: SINGLE LAYER OF 5/8\" TYPE \"X\" DRYWALL FOR 1 HOUR FIRE RATING, 2 LAYERS FOR 2 HOUR

HW-D-0621 1 & 2HR SHAFT WALL CONCRETE SLAB BYPASS



*NOTE: SINGLE LAYER OF 5/8\" TYPE \"X\" DRYWALL FOR 1 HOUR FIRE RATING, 2 LAYERS FOR 2 HOUR

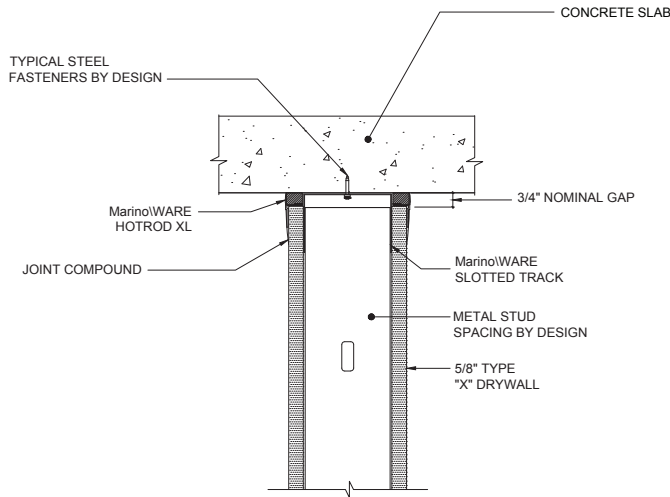
Always check UL Fire resistance directory for complete design requirements.

For more information, please contact MarinoWARE® Technical Services at 866.545.1545

This technical information reflects the most current information available and supersedes any and all previous publications effective

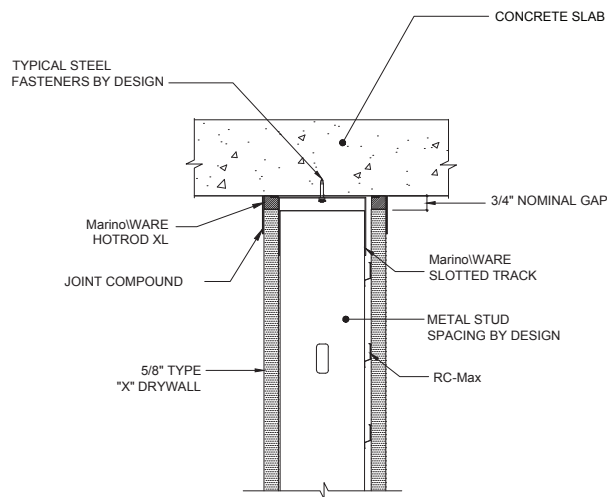
July 18, 2025 | MW_Firestop_Catalog | ©WARE Industries, Inc. 2025

HW-D-0624 1 & 2HR STANDARD WALL, CONCRETE SLAB



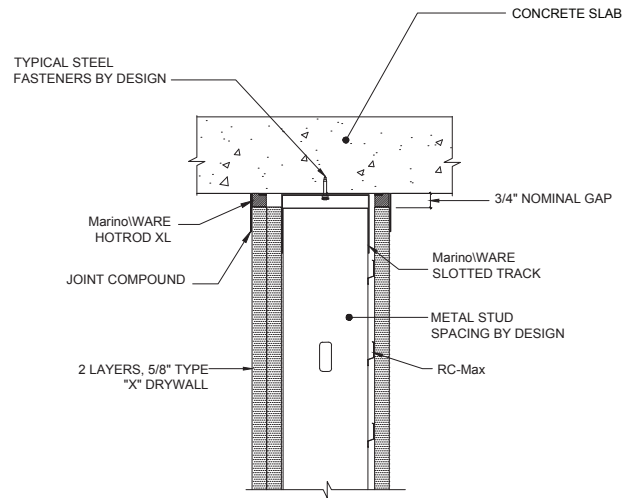
*NOTE: SINGLE LAYER OF 5/8" TYPE "X" DRYWALL FOR 1 HOUR FIRE RATING, 2 LAYERS FOR 2 HOUR

HW-D-0624 1HR STANDARD WALL, CONCRETE SLAB, STC RATING: 52



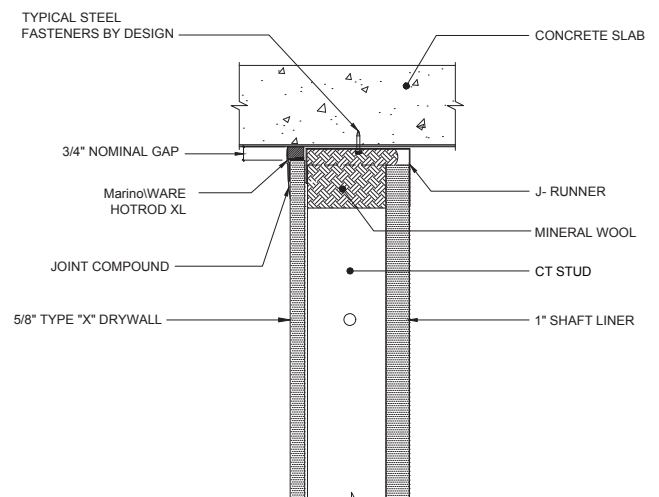
*NOTE: SINGLE LAYER OF 5/8" TYPE "X" DRYWALL FOR 1 HOUR FIRE RATING, 2 LAYERS FOR 2 HOUR

HW-D-0624 1HR STANDARD WALL, CONCRETE SLAB, STC RATING: 55



*NOTE: SINGLE LAYER OF 5/8" TYPE "X" DRYWALL FOR 1 HOUR FIRE RATING, 2 LAYERS FOR 2 HOUR

HW-D-0625 1 & 2HR SHAFT WALL, CONCRETE SLAB



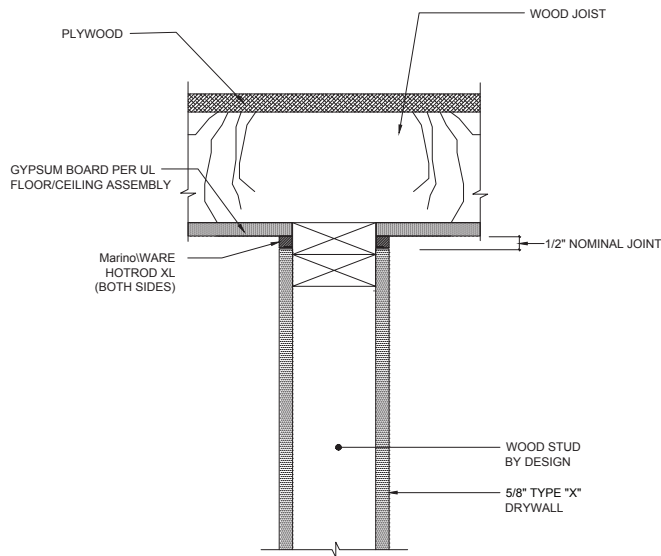
*NOTE: SINGLE LAYER OF 5/8" TYPE "X" DRYWALL FOR 1 HOUR FIRE RATING, 2 LAYERS FOR 2 HOUR

Always check UL Fire resistance directory for complete design requirements.

For more information, please contact Marino\WARE® Technical Services at 866.545.1545

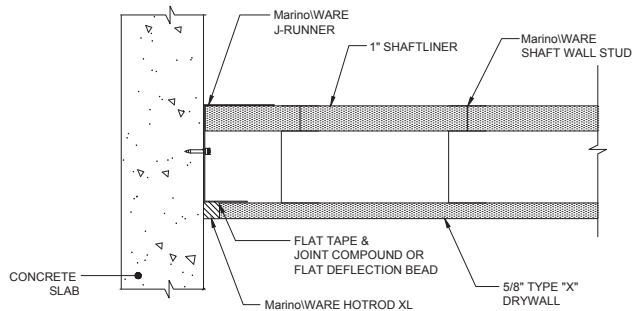
This technical information reflects the most current information available and supersedes any and all previous publications effective July 18, 2025 | MW_Firestop_Catalog | ©WARE Industries, Inc. 2025

HW-S-0128 1 & 2HR HEAD OF WALL JOINT AT WOOD FRAMING



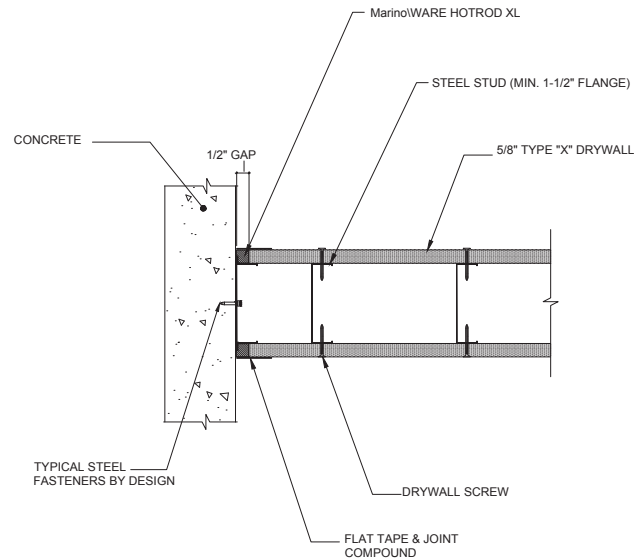
*NOTE: SINGLE LAYER OF 5/8\" TYPE \"X\" DRYWALL FOR 1 HOUR FIRE RATING, 2 LAYERS FOR 2 HOUR

WW-S-0094 1 & 2HR SHAFT WALL VERTICAL JOINT



*NOTE: SINGLE LAYER OF 5/8\" TYPE \"X\" DRYWALL FOR 1 HOUR FIRE RATING, 2 LAYERS FOR 2 HOUR

WW-S-0057 1 & 2HR VERTICAL TIE IN TO CONCRETE SLAB



*NOTE: SINGLE LAYER OF 5/8\" TYPE \"X\" DRYWALL FOR 1 HOUR FIRE RATING, 2 LAYERS FOR 2 HOUR

Always check UL Fire resistance directory for complete design requirements.

For more information, please contact MarinoWARE® Technical Services at 866.545.1545

This technical information reflects the most current information available and supersedes any and all previous publications effective July 18, 2025 | MW_Firestop_Catalog | ©WARE Industries, Inc. 2025

Product Description

Marino\WARE HOTROD BW is a compressible foam tested to UL 2079. It provides 1 & 2 hour bottom of wall joint firestop solutions for standard wall assemblies.



MARINO\WARE®

HOTROD BW
COMPRESSIBLE JOINT FIRESTOPPING

- 🔴 Installed on leg of bottom track after gypsum board is attached to studs.
- 🔴 Remains flexible.
- 🔴 Provides fire, thermal (F & T) & leakage (L) ratings.
- 🔴 L-rating of below 1 CFM.
- 🔴 Installs fully cured, unaffected by water/moisture/temperature.
- 🔴 Red in color with vertical markings for easy identification during inspection process.
- 🔴 Installs flush to face of gypsum board eliminating roll under of rubber base boards.
- 🔴 Available in profiles for 1 & 2 hour wall assemblies.
- 🔴 Provides Sound Transmission Classification (STC) ratings up to 56.
- 🔴 Not for use in applications with permanent exposure to direct sunlight.

Ordering / Packaging

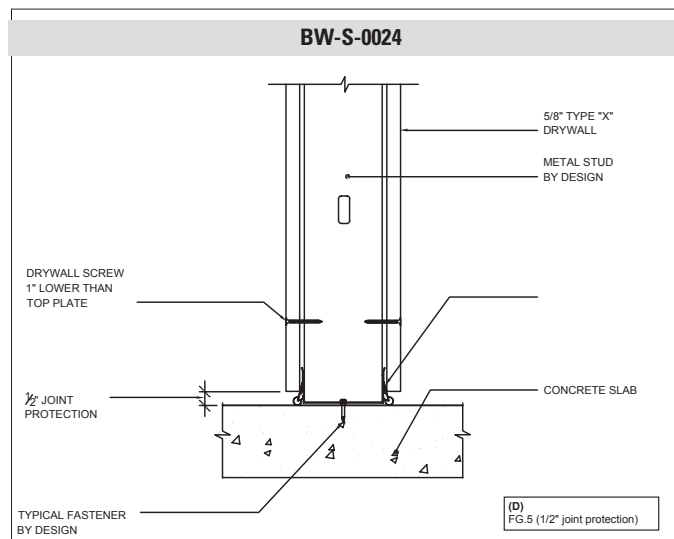
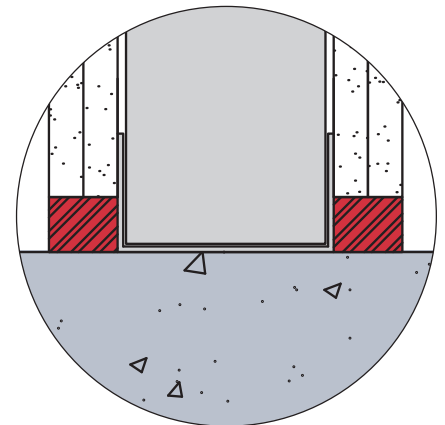
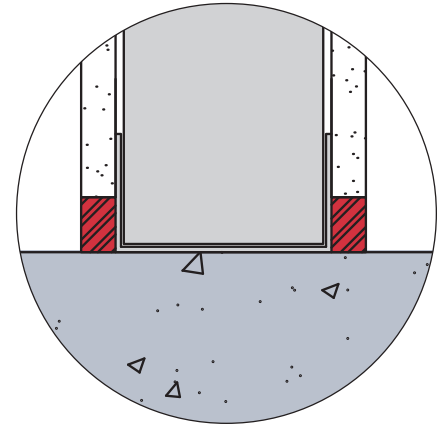
Description	Part #	Size	Length	Pcs/Ctn	Submitted for Review/Use	✓
HOTROD BW 1HR	HOTRODBW121	1/2" x 1"	5'	80	HOTRODBW121	
HOTROD BW 2HR	HOTRODBW11	1" x 1"	5'	40	HOTRODBW11	

Storage / Warranty

- 🔴 When stored indoors and kept dry in the original package, Fire Bead will provide unlimited shelf life.
- 🔴 See Firestop Product Warranty for details.

ASTM & Code Standards

- 🔴 ASTM E84
- 🔴 ASTM E90
- 🔴 ASTM E1966
- 🔴 ASTM G21
- 🔴 UL 2079 5th Edition
- 🔴 L-Rating (air leakage) testing for compliance with International Building Code (IBC) and Canadian Building Code (CBC)
- 🔴 UL listings/approvals include: BW-S-0024
- 🔴 **U.S. Patent Pending**

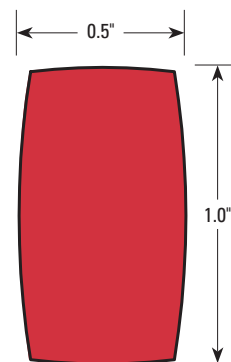
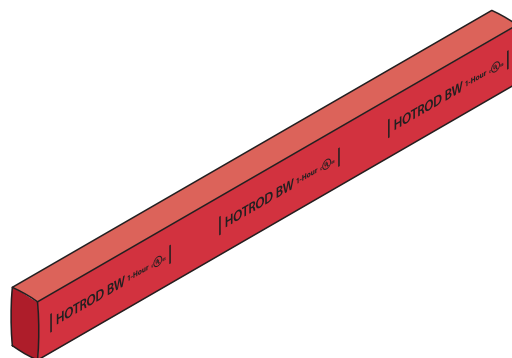


Always check UL Fire resistance directory for complete design requirements.

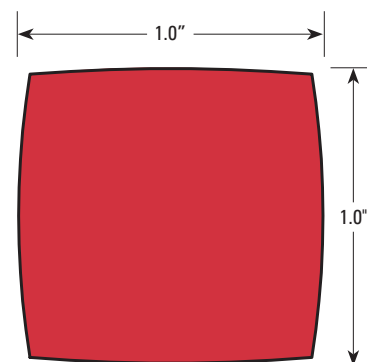
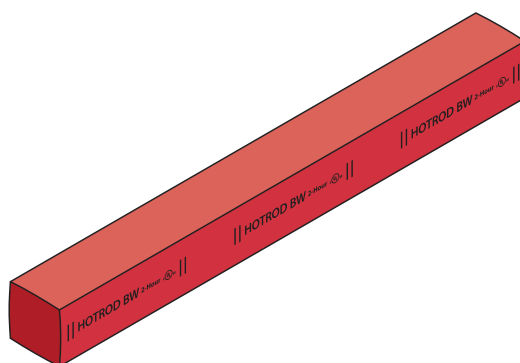
For more information, please contact Marino\WARE® Technical Services at 866.545.1545

This technical information reflects the most current information available and supersedes any and all previous publications effective
 July 18, 2025 | MW_Firestop_Catalog | ©WARE Industries, Inc. 2025

HOTRODBW121



HOTRODBW11



Marked for easy identification during inspection process

Always check UL Fire resistance directory for complete design requirements.

For more information, please contact MarinoWARE® Technical Services at 866.545.1545

This technical information reflects the most current information available and supersedes any and all previous publications effective July 18, 2025 | MW_Firestop_Catalog | ©WARE Industries, Inc. 2025



Product Description

MarinoWARE FIRE BEAD is a surface mounted deflection bead tested to UL 2079. It provides 1 & 2 hour firestop solutions in joints for both standard and shaft wall assemblies.

- 🔴 Tested with up to 50% compression.
- 🔴 Remains flexible for the life of the assembly.
- 🔴 Can be used in top-of-wall, bottom-of-wall, and vertical joints.
- 🔴 Installs fully cured, unaffected by water/moisture/temperature.
- 🔴 Combines a vinyl bubble gasket, a perforated mud leg and intumescent strip to provide an aesthetically pleasing joint in exposed locations.
- 🔴 Provides a single step installation of both a code compliant firestop and finished drywall accessory in a single component.
- 🔴 Installs on the face of the drywall with a perforated mud leg incorporated to accept joint compound.
- 🔴 Easily installs using spray adhesive and staples.
- 🔴 Sound Transmission Classification (STC) ratings supported by two separate compressible sealing points. One against the deck and the other against the steel framing. STC ratings match the performance of acoustic sealant.
- 🔴 Paintable.

Ordering / Packaging

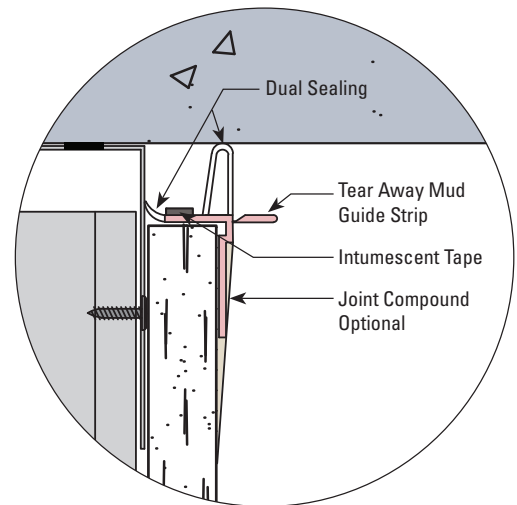
Description	Part #	Size	Length	Pcs/Ctn	Movement	Submitted for Review/Use	✓
FIRE BEAD (1 hour)	FB1	1/2" x 5/8"	10'	30	1/2" total	FB1	
FIRE BEAD (2 hour)	FB2	1/2" x 1-1/4"	10'	22	1/2" total	FB2	

Storage / Warranty

- 🔴 When stored indoors and kept dry in the original package, FireBead will provide unlimited shelf life.
- 🔴 See Firestop Product Warranty for details.

ASTM & Code Standards

- 🔴 ASTM E-84
- 🔴 ASTM E-90
- 🔴 ASTM E-1966
- 🔴 UL 2079 5th Edition
- 🔴 Cal State Fire (BML) 1451-2376:0004
- 🔴 L-Rating (air leakage) testing for compliance with International Building Code (IBC) and Canadian Building Code (CBC).
- 🔴 UL listings/approvals include: BW-S-0024; HW-D-0550, HW-D-0554; HW-D-0624; HW-S-0128; WW-D-0104; WW-D-0172
- 🔴 **U.S. Patent No. 11,111,666; 11,873,636**



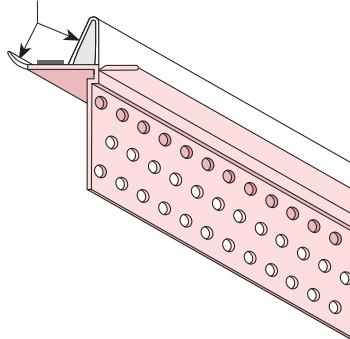
Always check UL Fire resistance directory for complete design requirements.

For more information, please contact MarinoWARE® Technical Services at 866.545.1545

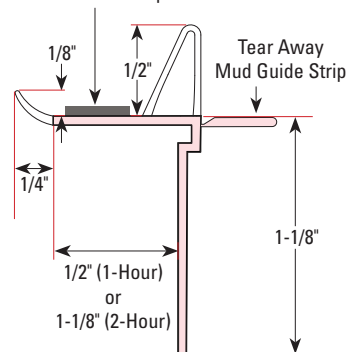
This technical information reflects the most current information available and supersedes any and all previous publications effective July 18, 2025 | MW_Firestop_Catalog | ©WARE Industries, Inc. 2025

FB1/FB2

Flexible Material 70 Durometer



Intumescent Tape



← View the installation video!



← View the installation guide!



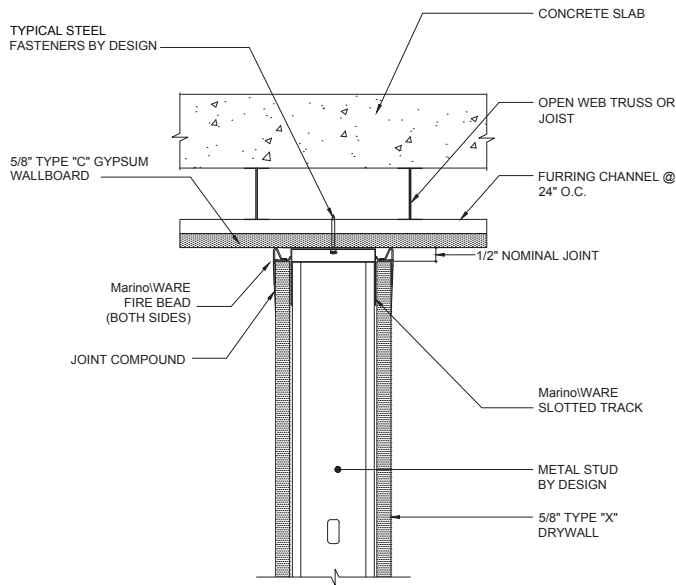
Always check UL Fire resistance directory for complete design requirements.

For more information, please contact MarinoWARE® Technical Services at 866.545.1545

This technical information reflects the most current information available and supersedes any and all previous publications effective

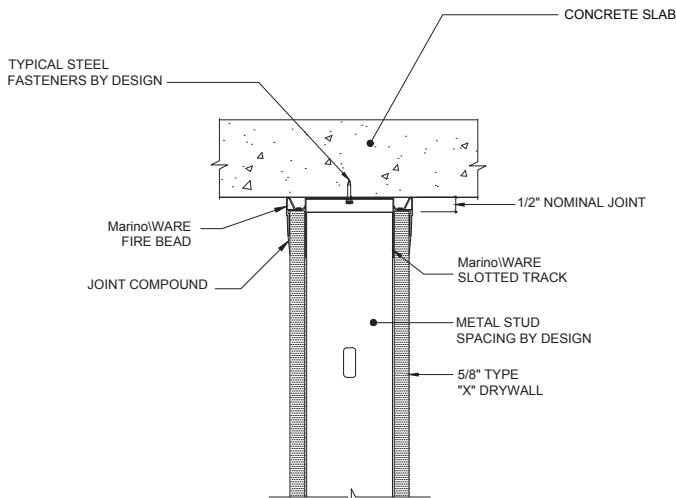
July 18, 2025 | MW_Firestop_Catalog | ©WARE Industries, Inc. 2025

HW-D-0550 1HR STANDARD WALL, GYPSUM WALLBOARD CEILING



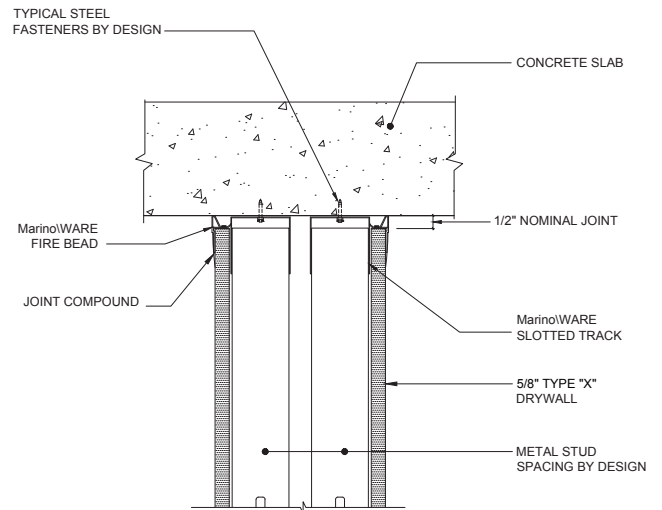
*NOTE: SINGLE LAYER OF 5/8" TYPE "X" DRYWALL FOR 1 HOUR FIRE RATING, 2 LAYERS FOR 2 HOUR

HW-D-0624 1HR STANDARD WALL, CONCRETE DECK



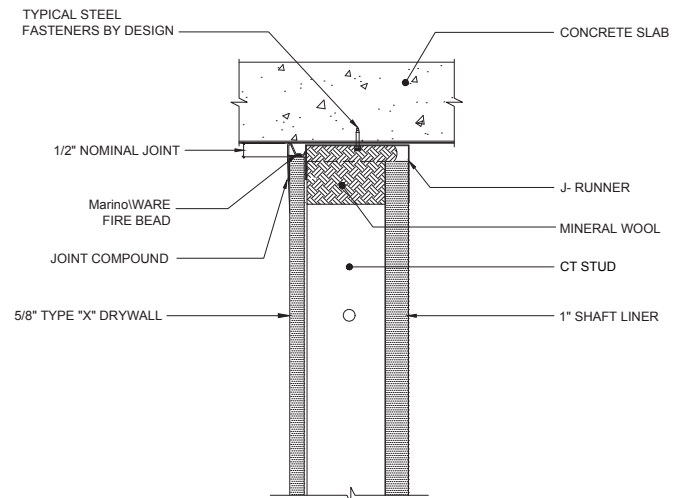
*NOTE: SINGLE LAYER OF 5/8" TYPE "X" DRYWALL FOR 1 HOUR FIRE RATING, 2 LAYERS FOR 2 HOUR

HW-D-0554 1HR STANDARD CHASE WALL, CONCRETE SLAB



*NOTE: SINGLE LAYER OF 5/8" TYPE "X" DRYWALL FOR 1 HOUR FIRE RATING, 2 LAYERS FOR 2 HOUR

HW-D-0625 1HR SHAFT WALL, CONCRETE SLAB



CONFIGURATION
"A"

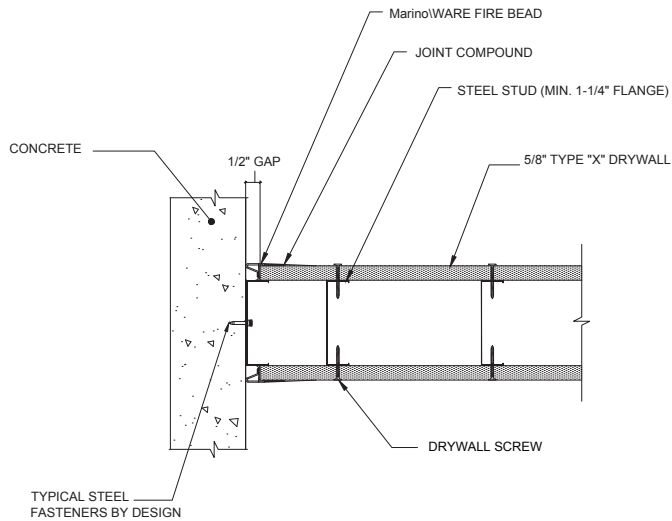
*NOTE: SINGLE LAYER OF 5/8" TYPE "X" DRYWALL FOR 1 HOUR FIRE RATING, 2 LAYERS FOR 2 HOUR

Always check UL Fire resistance directory for complete design requirements.

For more information, please contact Marino\WARE® Technical Services at 866.545.1545

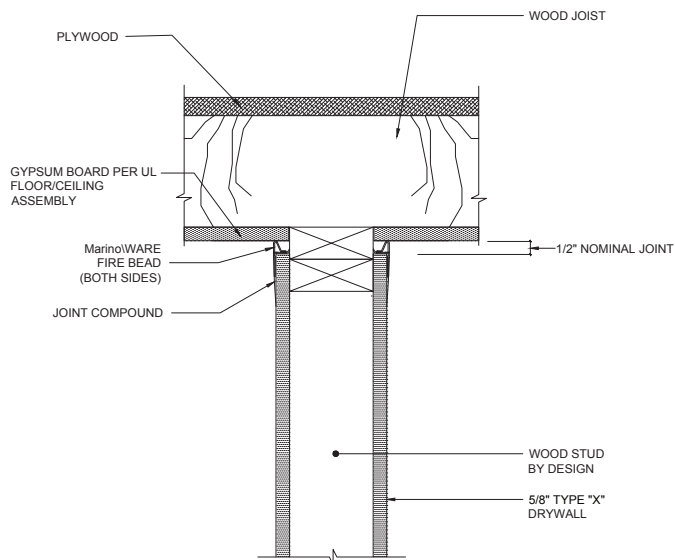
This technical information reflects the most current information available and supersedes any and all previous publications effective July 18, 2025 | MW_Firestop_Catalog | ©WARE Industries, Inc. 2025

WW-D-0104 1HR VERTICAL TIE-IN TO CONCRETE SLAB



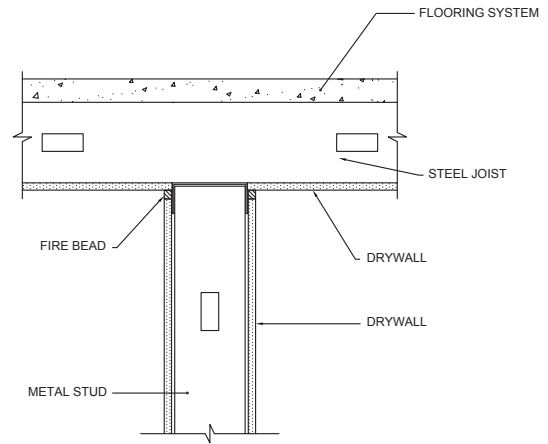
*NOTE: SINGLE LAYER OF 5/8" TYPE "X" DRYWALL FOR 1 HOUR FIRE RATING, 2 LAYERS FOR 2 HOUR

HW-S-0128 FIRE BEAD FOR WOOD FRAMING



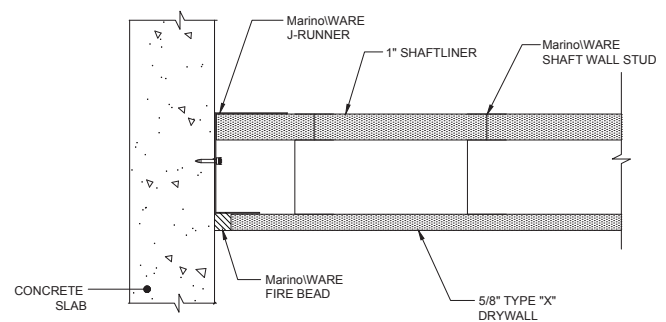
*NOTE: SINGLE LAYER OF 5/8" TYPE "X" DRYWALL FOR 1 HOUR FIRE RATING, 2 LAYERS FOR 2 HOUR

HW-S-0128 STEEL JOIST FLOORING



*NOTE: SINGLE LAYER OF 5/8" TYPE "X" DRYWALL FOR 1 HOUR FIRE RATING, 2 LAYERS FOR 2 HOUR

WW-S-0094 SHAFT WALL VERTICAL JOINT



*NOTE: SINGLE LAYER OF 5/8" TYPE "X" DRYWALL FOR 1 HOUR FIRE RATING, 2 LAYERS FOR 2 HOUR

Always check UL Fire resistance directory for complete design requirements.

For more information, please contact MarinoWARE® Technical Services at 866.545.1545

This technical information reflects the most current information available and supersedes any and all previous publications effective July 18, 2025 | MW_Firestop_Catalog | ©WARE Industries, Inc. 2025



Product Description

MarinoWARE SUPER SEAL-X is a surface mounted deflection bead tested to UL 2079. It provides 1 & 2 hour firestop solutions in vertical joints for both standard wall and shaft wall types between dissimilar material applications.

- Tested with up to 50% compression.
- Installs fully cured, unaffected by water/moisture/temperature.
- Available in all black and pink vinyl with white bubble gasket.
- Combines a vinyl bubble gasket, a perforated mud leg and intumescent strip to provide an aesthetically pleasing joint when in an exposed location.
- Provides a single step installation of both a code compliant firestop and finished drywall accessory in a single component.
- Installs on the face of the drywall with a perforated mud leg incorporated to accept joint compound.
- Easily installs using spray adhesive and staples.
- Remains flexible for the life of the assembly.
- Can be used in top-of-wall, bottom-of-wall and vertical joints.
- Tested in STC rated assembly.
- Paintable.

Ordering / Packaging


Description	Part #	Size	Length	Pcs/Ctn	Submitted for Review/Use	✓
SUPER SEAL-X (Pink)	SSX	3/8" x 1-1/8"	10'	25	SSX	
SUPER SEAL-X (Black)	SSXB	3/8" x 1-1/8"	10'	25	SSXB	

Storage / Warranty

- When stored indoors and kept dry in the original package, Super Seal-X will provide unlimited shelf life.
- See Firestop Product Warranty for details.

ASTM & Code Standards

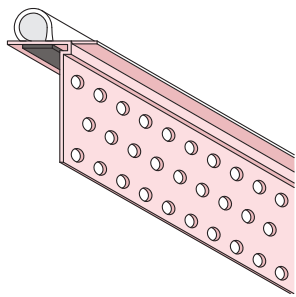
- ASTM E-84
- ASTM E-90
- ASTM E-1966
- UL 2079 5th Edition
- L-Rating (air leakage) testing for compliance with International Building Code (IBC) and Canadian Building Code (CBC).
- UL listings/approvals include: BW-S-0024; HW-D-0550, HW-D-0554; HW-D-0624; HW-S-0128; WW-D-0104; WW-D-0172; WW-D-0182
- **U.S. Patent No. 11,111,666; 11,873,636**




Always check UL Fire resistance directory for complete design requirements.

For more information, please contact MarinoWARE® Technical Services at 866.545.1545

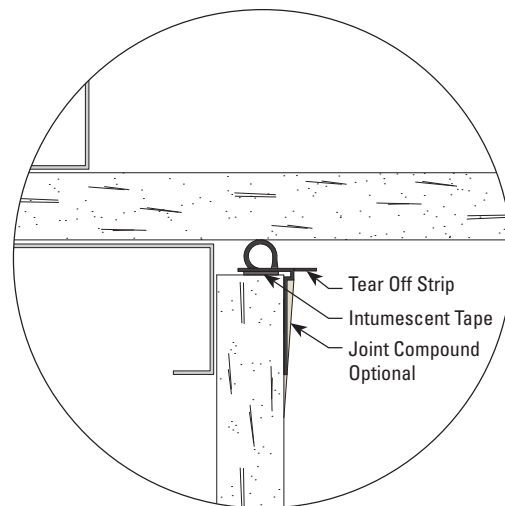
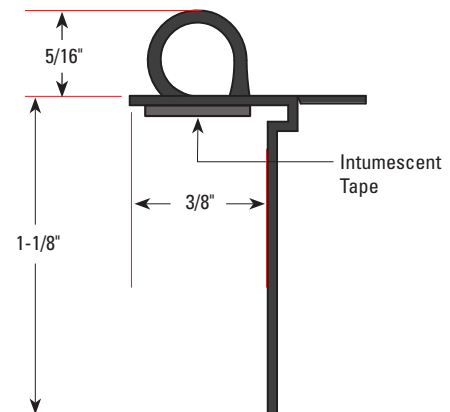
This technical information reflects the most current information available and supersedes any and all previous publications effective July 18, 2025 | MW_Firestop_Catalog | ©WARE Industries, Inc. 2025



SSX



SSXB

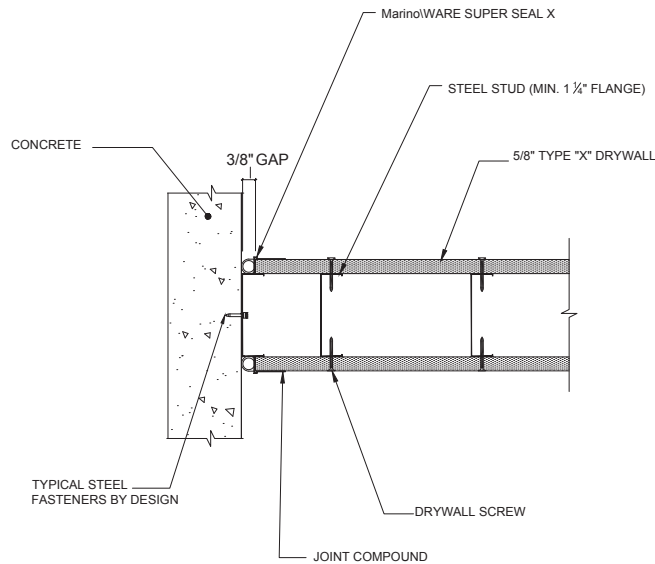


Always check UL Fire resistance directory for complete design requirements.

For more information, please contact MarinoWARE® Technical Services at 866.545.1545

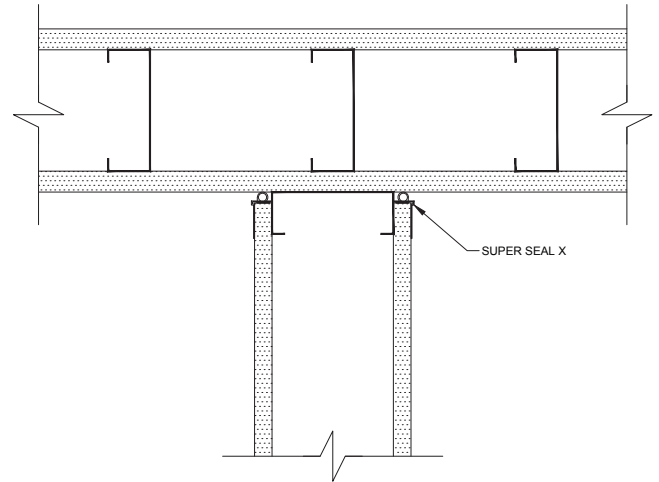
This technical information reflects the most current information available and supersedes any and all previous publications effective July 18, 2025 | MW_Firestop_Catalog | ©WARE Industries, Inc. 2025

WW-D-0104 VERTICAL TIE-IN TO CONCRETE SLAB 1 & 2HR



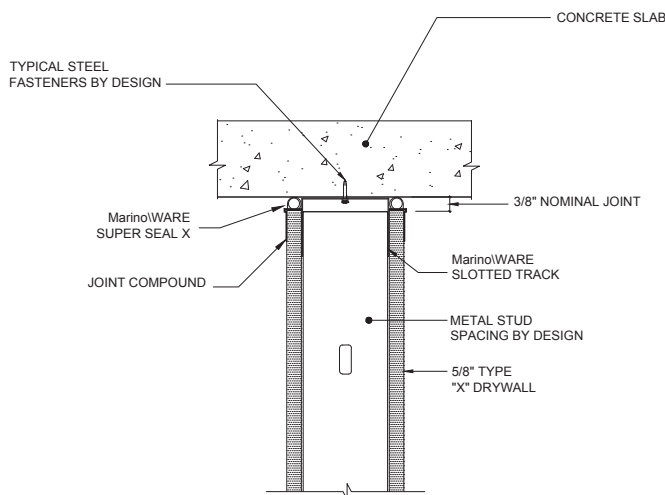
*NOTE: SINGLE LAYER OF 5/8" TYPE "X" DRYWALL FOR 1 HOUR FIRE RATING, 2 LAYERS FOR 2 HOUR

WW-D-0104 WALL TO WALL JOINT



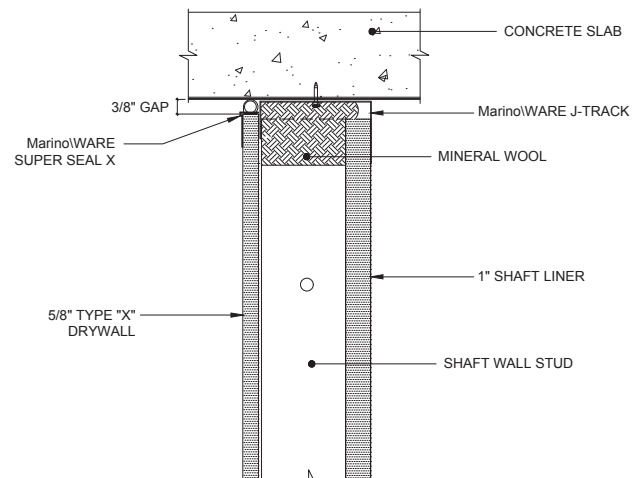
*NOTE: SINGLE LAYER OF 5/8" TYPE "X" DRYWALL FOR 1 HOUR FIRE RATING, 2 LAYERS FOR 2 HOUR

HW-D-0624 STANDARD WALL, CONCRETE DECK 1HR



*NOTE: SINGLE LAYER OF 5/8" TYPE "X" DRYWALL FOR 1 HOUR FIRE RATING, 2 LAYERS FOR 2 HOUR

HW-D-0625 SHAFT WALL, CONCRETE SLAB 1HR



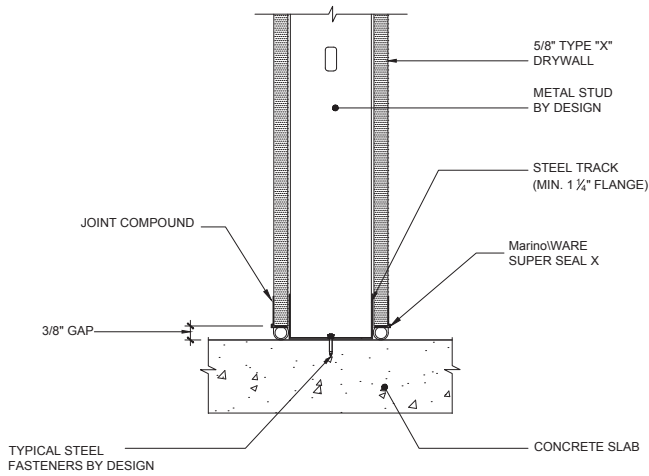
*NOTE: SINGLE LAYER OF 5/8" TYPE "X" DRYWALL FOR 1 HOUR FIRE RATING, 2 LAYERS FOR 2 HOUR

Always check UL Fire resistance directory for complete design requirements.

For more information, please contact Marino\WARE® Technical Services at 866.545.1545

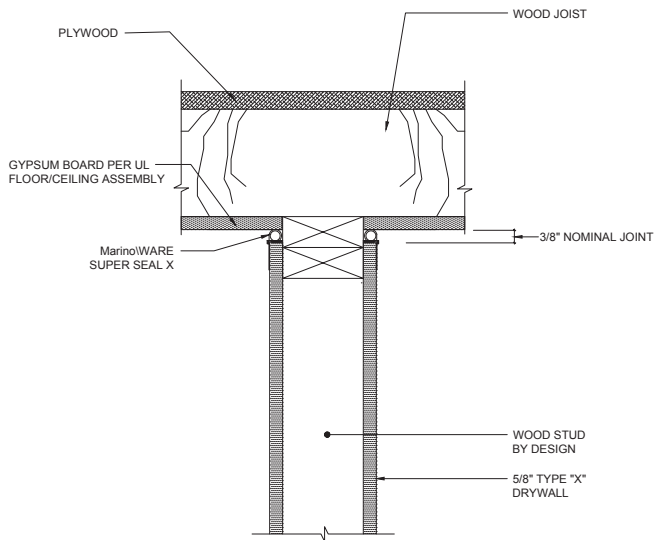
This technical information reflects the most current information available and supersedes any and all previous publications effective July 18, 2025 | MW_Firestop_Catalog | ©WARE Industries, Inc. 2025

BW-S-0024 BOTTOM WALL STATIC JOINT 1HR



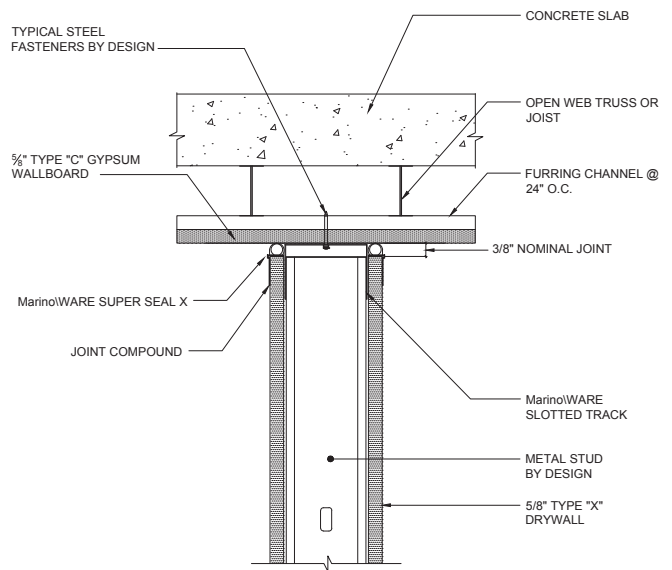
*NOTE: SINGLE LAYER OF 5/8" TYPE "X" DRYWALL FOR 1 HOUR FIRE RATING, 2 LAYERS FOR 2 HOUR

HW-S-0128 HEAD OF WALL JOINT AT WOOD FRAMING



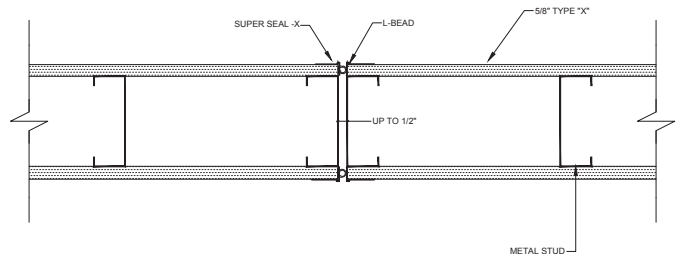
*NOTE: SINGLE LAYER OF 5/8" TYPE "X" DRYWALL FOR 1 HOUR FIRE RATING, 2 LAYERS FOR 2 HOUR

HW-D-0550 STANDARD WALL, GYPSUM WALLBOARD CEILING 1HR



*NOTE: SINGLE LAYER OF 5/8" TYPE "X" DRYWALL FOR 1 HOUR FIRE RATING, 2 LAYERS FOR 2 HOUR

HW-D-0172 VERTICAL MODULAR WALL JOINT



*NOTE: SINGLE LAYER OF 5/8" TYPE "X" DRYWALL FOR 1 HOUR FIRE RATING, 2 LAYERS FOR 2 HOUR

Always check UL Fire resistance directory for complete design requirements.

For more information, please contact MarinoWARE® Technical Services at 866.545.1545

This technical information reflects the most current information available and supersedes any and all previous publications effective

July 18, 2025 | MW_Firestop_Catalog | ©WARE Industries, Inc. 2025



Product Description

MarinoWARE FIRE GASKET is composed of a vinyl frame with a bubble gasket and intumescent strip that is tested to UL 2079. It provides 1 & 2 hour firestop solutions in joints for both standard and shaft wall assemblies.

- 🔴 Tested with up to 100% compression AND 100% extension.
- 🔴 Remains flexible for life of the assembly.
- 🔴 Can be used in top-of-wall, bottom-of-wall, and vertical joints.
- 🔴 Can be installed to the track leg before or after attaching the track to the deck.
- 🔴 Installs fully cured, unaffected by water/moisture/temperature.
- 🔴 L-rating (smoke rating) of below 1 CFM.
- 🔴 For use in assemblies with STC Ratings up to 67.
- 🔴 No additional firestop sealant or spray required over metal deck mineral wool flute fillers.
- 🔴 Available in pink for use in concealed locations and black for exposed locations.
- 🔴 Paintable.

Ordering / Packaging

Description	Part #	Size	Length	Pcs/Ctn	Movement	Submitted for Review/Use	✓
FIRE GASKET .5 (Pink)	FG.5	3/8" x 1-1/4"	5'	60	1/2" total	FG.5	
FIRE GASKET .5 (Black)*	FGB.5	3/8" x 1-1/4"	5'	60	1/2" total	FGB.5	
FIRE GASKET 1 (Pink)	FG1	3/8" x 1-5/8"	5'	60	1" total	FG1	
FIRE GASKET 1 (Black)*	FGB1	3/8" x 1-5/8"	5'	60	1" total	FGB1	
FIRE GASKET 1.5 (Pink)	FG1.5	3/8" x 2-1/4"	5'	50	1-1/2" total	FG1.5	
FIRE GASKET 1.5 (Black)*	FGB1.5	3/8" x 2-1/4"	5'	50	1-1/2" total	FGB1.5	

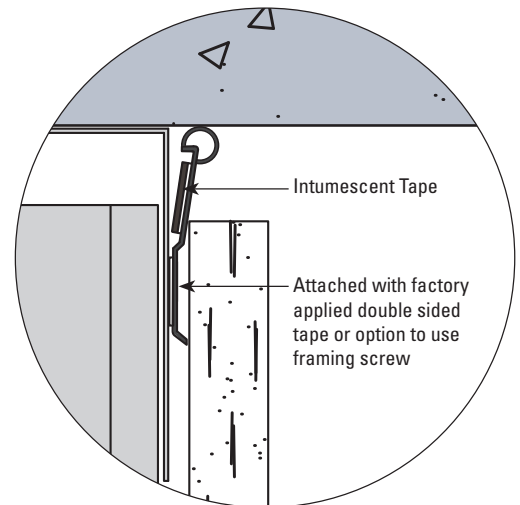
*Special Order

Storage / Warranty

- 🔴 When stored indoors and kept dry in the original package, Fire Gasket will provide unlimited shelf life.
- 🔴 See Firestop Product Warranty for details.

ASTM & Code Standards

- 🔴 ASTM E-84
- 🔴 ASTM E-1966
- 🔴 UL 2079 5th Edition
- 🔴 Cal State Fire (BML) 1451-2376:0004
- 🔴 L-Rating (air leakage) testing for compliance with International Building Code (IBC) and Canadian Building Code (CBC).
- 🔴 UL listings/approvals include: BW-S-0024; BW-S-0053; HW-D-0514, HW-D-0515; HW-D-0518; HW-D-0524; HW-D-0525; HW-D-0550; HW-D-0551; HW-D-0553; HW-D-0554; HW-D-0573; HW-D-0585; HS-D-0587; HW-D-0596; HW-D-0620; HW-D-0621; HW-D-0622; HW-D-0623; HW-D-0624; HW-D-0625; HW-D-0652; HW-D-0653; WW-D-0104; WW-S-0094
- 🔴 **U.S. Patent No. 10,246,871; 10,753,084; 10,954,670**

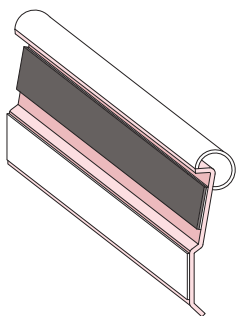


Always check UL Fire resistance directory for complete design requirements.

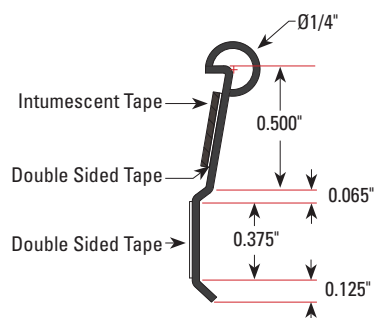

For more information, please contact MarinoWARE® Technical Services at 866.545.1545

This technical information reflects the most current information available and supersedes any and all previous publications effective July 18, 2025 | MW_Firestop_Catalog | ©WARE Industries, Inc. 2025

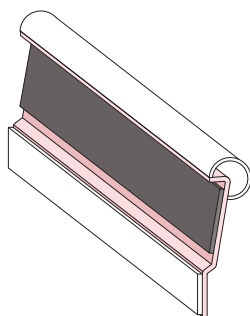
FG.5



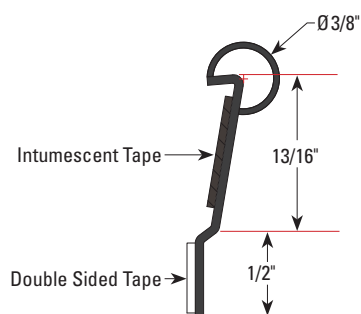
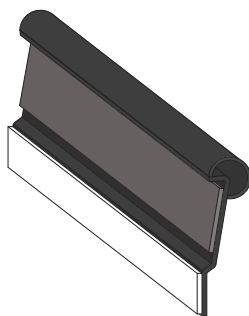
FGB.5



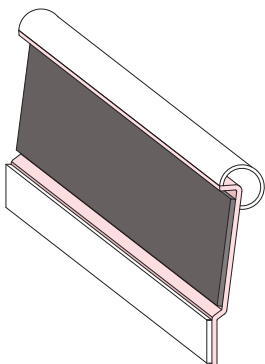
FG1



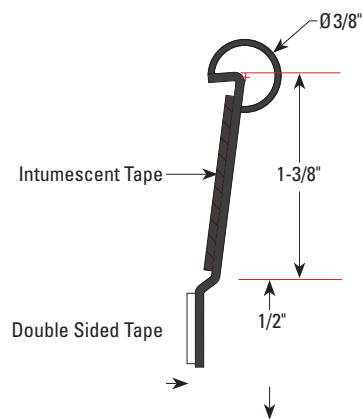
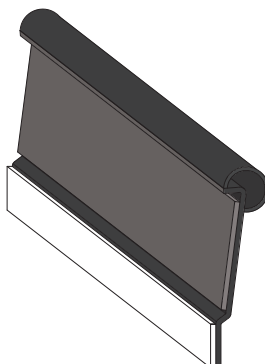
FGB1



FG1.5



FGB1.5



← View the installation video!



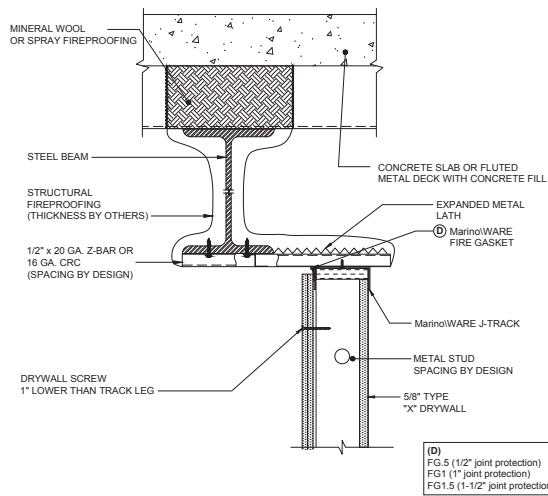
← View the installation guide!

Always check UL Fire resistance directory for complete design requirements.

For more information, please contact MarinoWARE® Technical Services at 866.545.1545

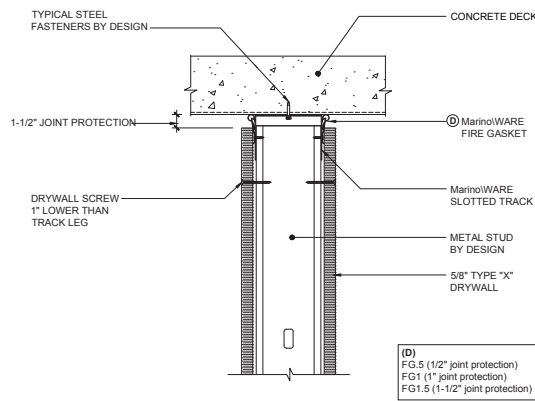
This technical information reflects the most current information available and supersedes any and all previous publications effective July 18, 2025 | MW_Firestop_Catalog | ©WARE Industries, Inc. 2025

HW-D-0653 SHAFT WALL CANTILEVER UNDER BEAM

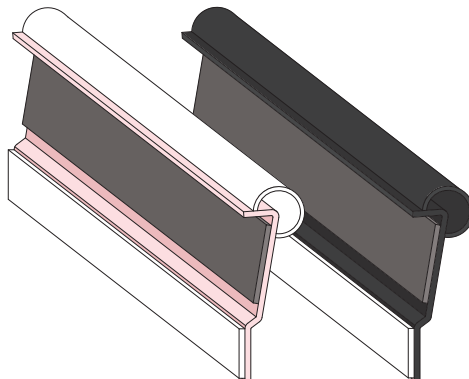


*NOTE: SINGLE LAYER OF 5/8\" TYPE \"X\" DRYWALL FOR 1 HOUR FIRE RATING, 2 LAYERS FOR 2 HOUR

HW-D-0515 CONCRETE SLAB

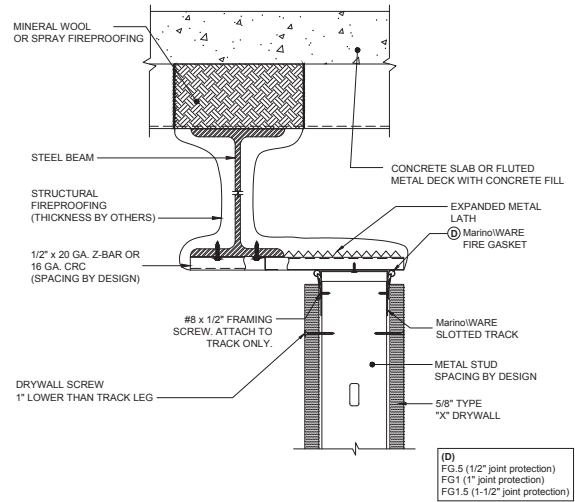


*NOTE: SINGLE LAYER OF 5/8\" TYPE \"X\" DRYWALL FOR 1 HOUR FIRE RATING, 2 LAYERS FOR 2 HOUR



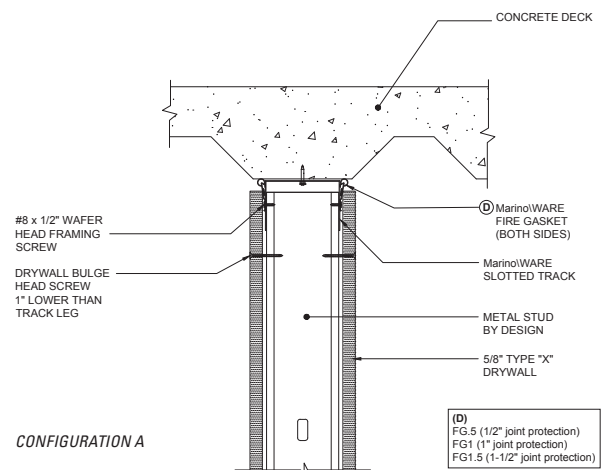
NEW FG.5 & FG1 Now Available
in Solid Black!
*special order

HW-D-0652 CANTILEVER UNDER STEEL I-BEAM



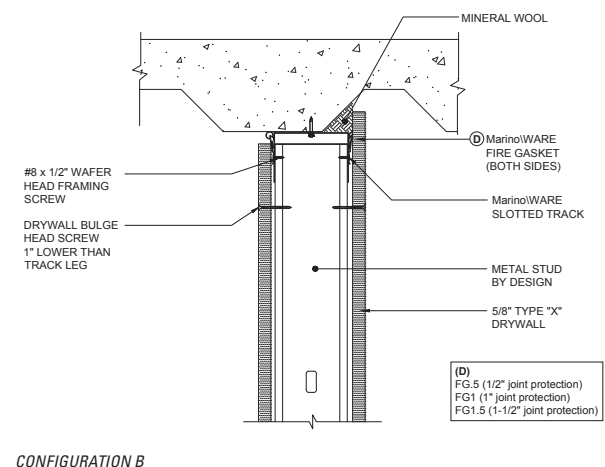
*NOTE: SINGLE LAYER OF 5/8\" TYPE \"X\" DRYWALL FOR 1 HOUR FIRE RATING, 2 LAYERS FOR 2 HOUR

HW-D-0620 PARALLEL OFFSET UNDER PAN DECK



*NOTE: SINGLE LAYER OF 5/8\" TYPE \"X\" DRYWALL FOR 1 HOUR FIRE RATING, 2 LAYERS FOR 2 HOUR

HW-D-0620 PARALLEL UNDER PAN DECK



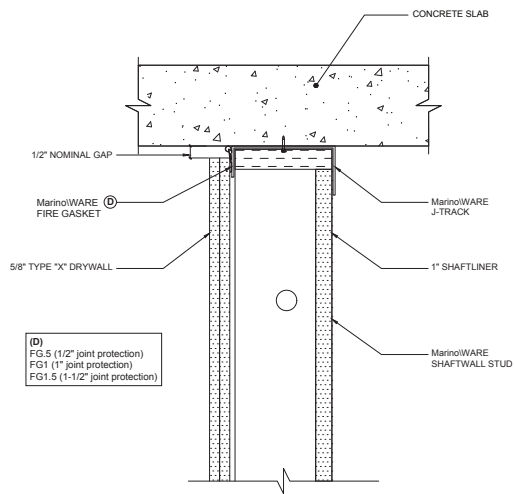
*NOTE: SINGLE LAYER OF 5/8\" TYPE \"X\" DRYWALL FOR 1 HOUR FIRE RATING, 2 LAYERS FOR 2 HOUR

Always check UL Fire resistance directory for complete design requirements.

For more information, please contact MarinoWARE® Technical Services at 866.545.1545

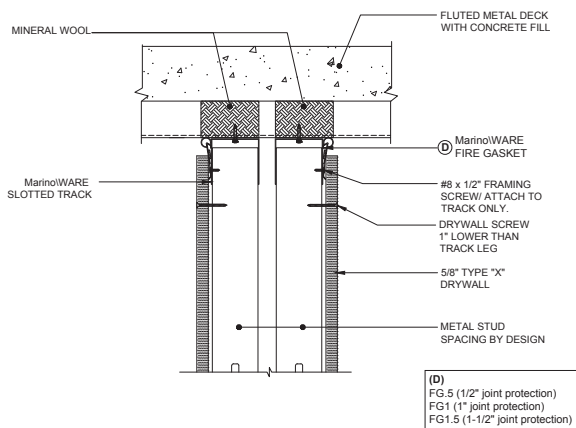
This technical information reflects the most current information available and supersedes any and all previous publications effective
July 18, 2025 | MW_Firestop_Catalog | ©WARE Industries, Inc. 2025

HW-D-0585 SHAFT-WALL AT CONCRETE



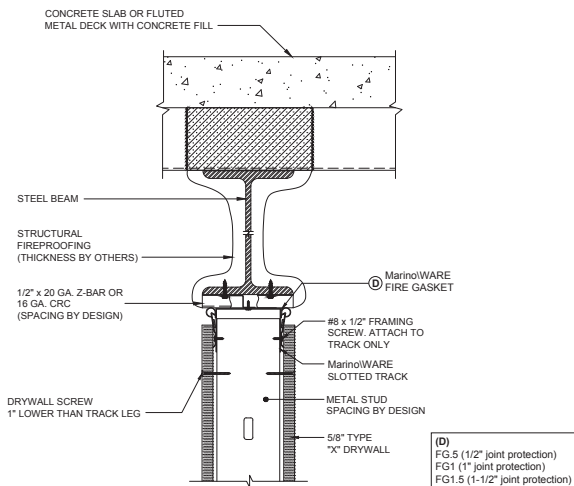
*NOTE: SINGLE LAYER OF 5/8" TYPE "X" DRYWALL FOR 1 HOUR FIRE RATING, 2 LAYERS FOR 2 HOUR

HW-D-0553 CHASE WALL AT PAN DECK



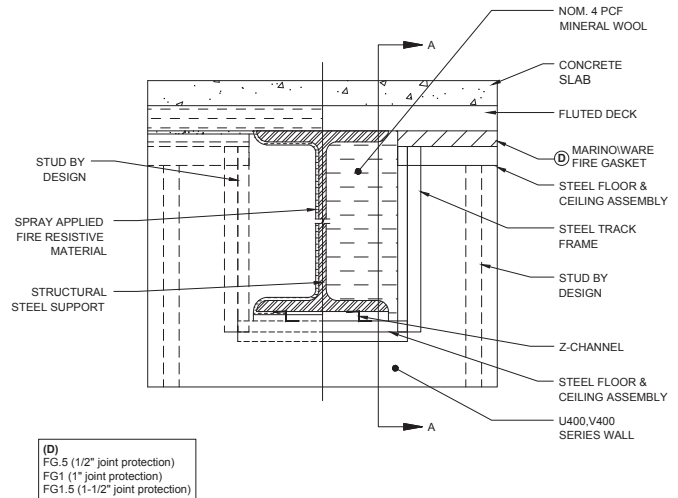
*NOTE: SINGLE LAYER OF 5/8" TYPE "X" DRYWALL FOR 1 HOUR FIRE RATING, 2 LAYERS FOR 2 HOUR

HW-D-0551 CENTERED DIRECTLY UNDER BEAM



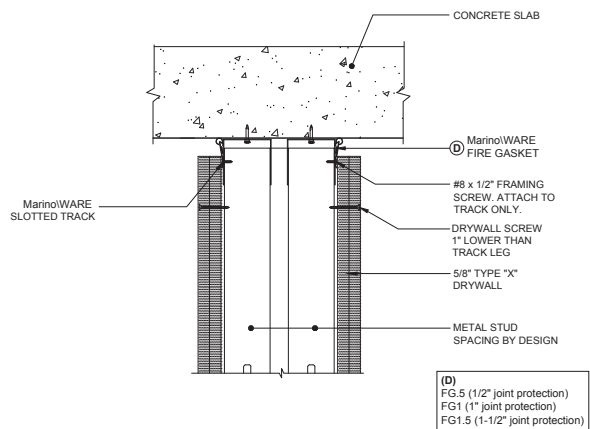
*NOTE: SINGLE LAYER OF 5/8" TYPE "X" DRYWALL FOR 1 HOUR FIRE RATING, 2 LAYERS FOR 2 HOUR

HW-D-0573 PERPENDICULAR I-BEAM PENETRATION



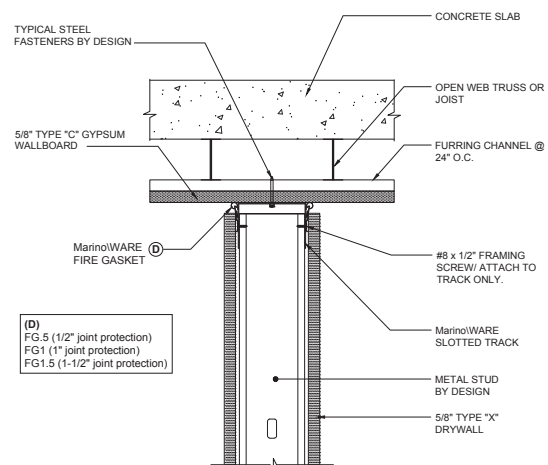
*NOTE: SINGLE LAYER OF 5/8" TYPE "X" DRYWALL FOR 1 HOUR FIRE RATING, 2 LAYERS FOR 2 HOUR

HW-D-0554 CHASE WALL AT CONCRETE SLAB



*NOTE: SINGLE LAYER OF 5/8" TYPE "X" DRYWALL FOR 1 HOUR FIRE RATING, 2 LAYERS FOR 2 HOUR

HW-D-0550 GYPSUM WALLBOARD CEILING



*NOTE: SINGLE LAYER OF 5/8" TYPE "X" DRYWALL FOR 1 HOUR FIRE RATING, 2 LAYERS FOR 2 HOUR

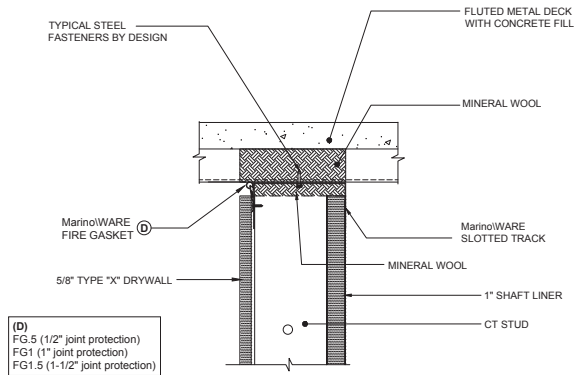
Always check UL Fire resistance directory for complete design requirements.

For more information, please contact MarinoWARE® Technical Services at 866.545.1545

This technical information reflects the most current information available and supersedes any and all previous publications effective

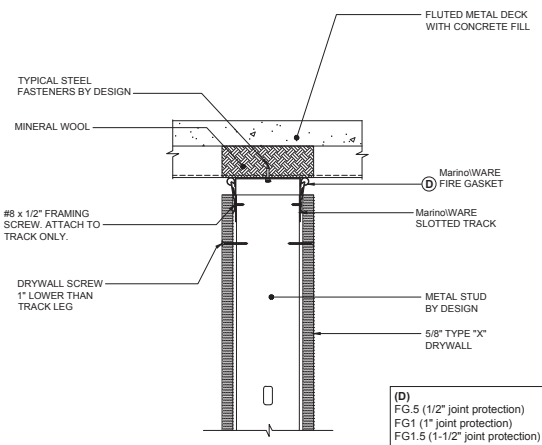
July 18, 2025 | MW_Firestop_Catalog | ©WARE Industries, Inc. 2025

HW-D-0525 SHAFT-WALL FLUTED DECK



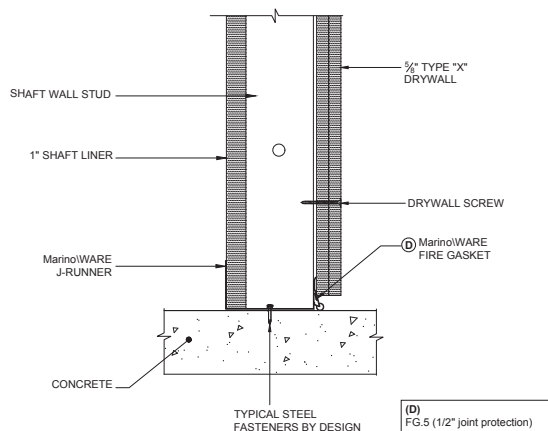
*NOTE: SINGLE LAYER OF 5/8" TYPE "X" DRYWALL FOR 1 HOUR FIRE RATING, 2 LAYERS FOR 2 HOUR

HW-D-0518 PERPENDICULAR TO FLUTED DECK



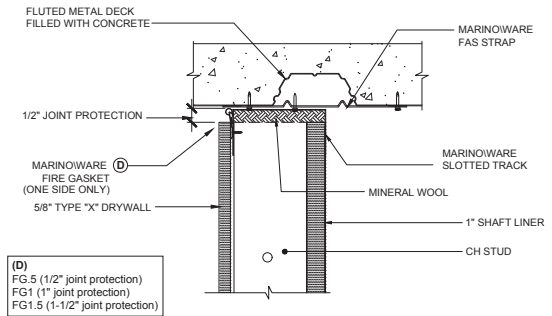
*NOTE: SINGLE LAYER OF 5/8" TYPE "X" DRYWALL FOR 1 HOUR FIRE RATING, 2 LAYERS FOR 2 HOUR

BW-S-0053 SHAFT WALL- BOTTOM OF WALL



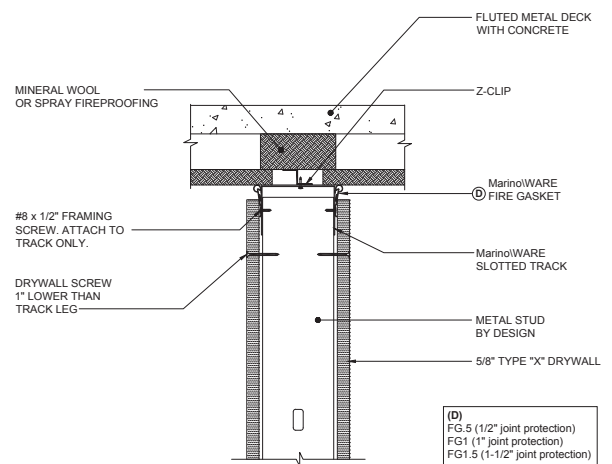
*NOTE: SINGLE LAYER OF 5/8" TYPE "X" DRYWALL FOR 1 HOUR FIRE RATING, 2 LAYERS FOR 2 HOUR

HW-D-0587 SHAFT WALL PARALLEL TO FLUTE (FAS STRAP)



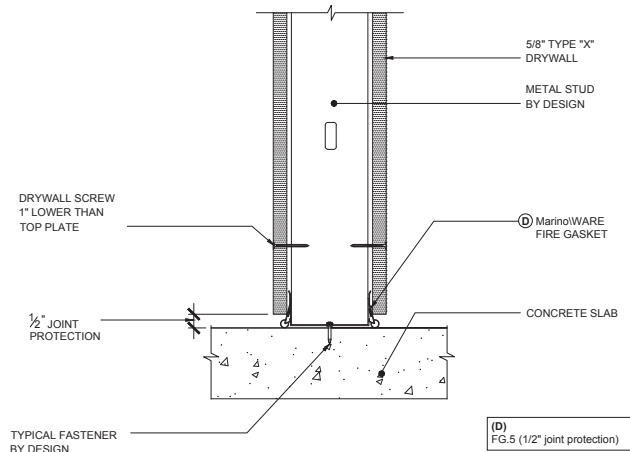
*NOTE: SINGLE LAYER OF 5/8" TYPE "X" DRYWALL FOR 1 HOUR FIRE RATING, 2 LAYERS FOR 2 HOUR

HW-D-0514 PERPENDICULAR FLUTED DECK WITH FIREPROOFING



*NOTE: SINGLE LAYER OF 5/8" TYPE "X" DRYWALL FOR 1 HOUR FIRE RATING, 2 LAYERS FOR 2 HOUR

BW-S-0024 BOTTOM TRACK STATIC JOINT



*NOTE: SINGLE LAYER OF 5/8" TYPE "X" DRYWALL FOR 1 HOUR FIRE RATING, 2 LAYERS FOR 2 HOUR

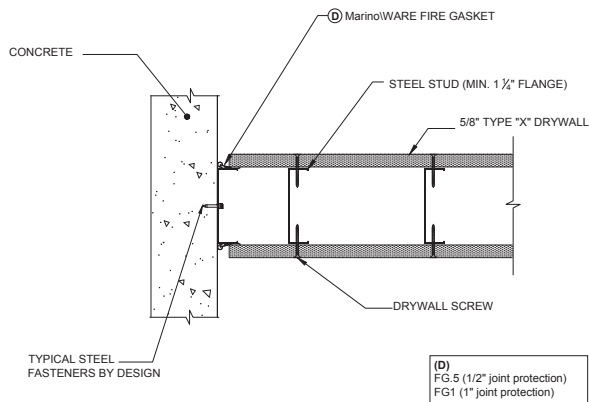
Always check UL Fire resistance directory for complete design requirements.

For more information, please contact MarinoWARE® Technical Services at 866.545.1545

This technical information reflects the most current information available and supersedes any and all previous publications effective

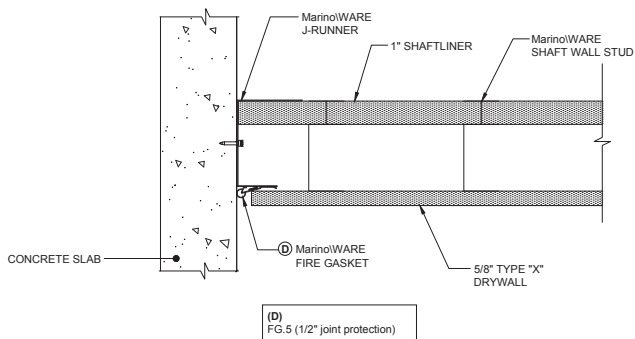
July 18, 2025 | MW_Firestop_Catalog | ©WARE Industries, Inc. 2025

WW-D-0104 STANDARD WALL VERTICAL JOINT TO CONCRETE COLUMN



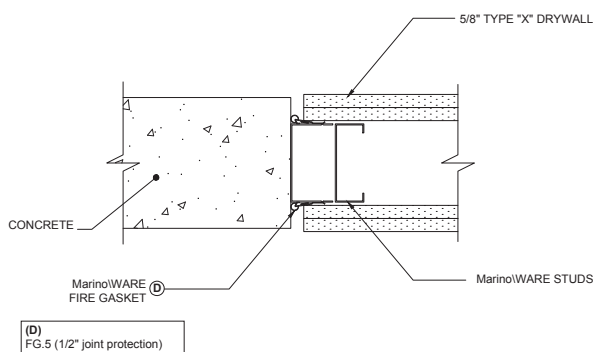
*NOTE: SINGLE LAYER OF 5/8" TYPE "X" DRYWALL FOR 1 HOUR FIRE RATING, 2 LAYERS FOR 2 HOUR

WW-S-0094 SHAFT WALL VERTICAL JOINT

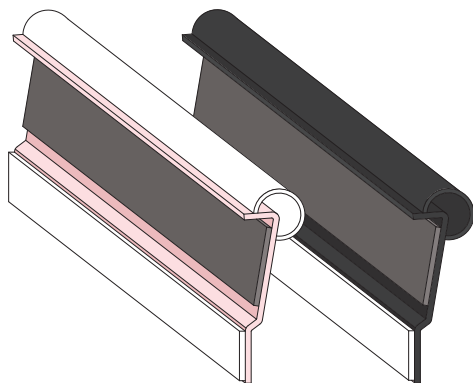
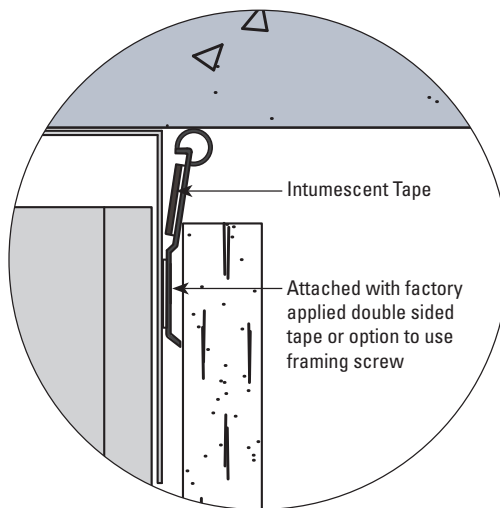


*NOTE: SINGLE LAYER OF 5/8" TYPE "X" DRYWALL FOR 1 HOUR FIRE RATING, 2 LAYERS FOR 2 HOUR

WW-S-0057 STANDARD WALL VERTICAL WALL TIE-IN TO CONCRETE COLUMN



*NOTE: SINGLE LAYER OF 5/8" TYPE "X" DRYWALL FOR 1 HOUR FIRE RATING, 2 LAYERS FOR 2 HOUR



← Scan or click
the code to view the
installation video!

Scan or click →
the code to view the
installation guide!



NEW FG.5 & FG1 Now Available
in Solid Black!
*special order

Always check UL Fire resistance directory for complete design requirements.

For more information, please contact MarinoWARE® Technical Services at 866.545.1545

This technical information reflects the most current information available and supersedes any and all previous publications effective

July 18, 2025 | MW_Firestop_Catalog | ©WARE Industries, Inc. 2025

Product Description

Flute Shield by CEMCO is a galvanized steel clip that is designed to conceal and compress mineral wool within the vertical parallel legs of the clip profile as a component of a fire-resistant joint system.

The Flute Shield is sold independently allowing the user to purchase any UL certified 4 PCF (minimum) mineral wool or precut mineral wool plug separately. Once the mineral wool is cut to the appropriate length, it is installed within the flute to obtain the proper compression. The final step is to install the assembled Flute Shield in the open flutes within the metal deck above the top track. No additional firestop sealant or spray required.

- Available for 1-1/2", 2" and 3" fluted deck.
- Made of cold-formed galvanized steel.
- Conceals the exposed mineral wool eliminating the need for fire spray.
- Marked for easy recognition during the inspection process.
- UL tested and listed for various top of wall joint applications.
- Does not have temperature or humidity limits for installation.

Ordering / Packaging

Description	Part #	Size	Pcs/Ctn	Submitted for Review/Use	✓
FLUTE SHIELD	FLUTESHIELD	3" deep flute (stock size) custom sizes available*	50	FLUTE SHIELD	

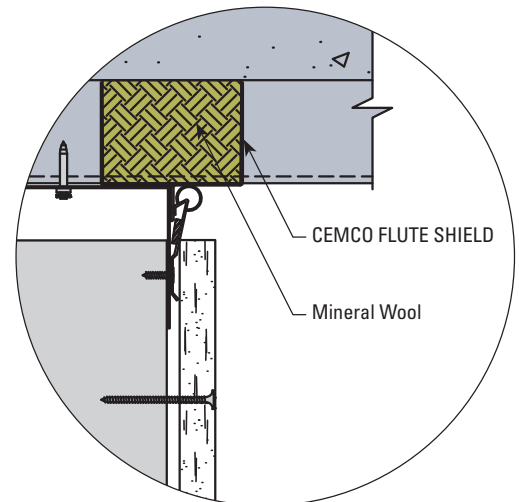
* Contact MarinoWARE for more information.

Storage / Warranty

- When stored indoors and kept dry in the original package, Flute Shield will provide unlimited shelf life.
- See Firestop Product Warranty for details.

ASTM & Code Standards

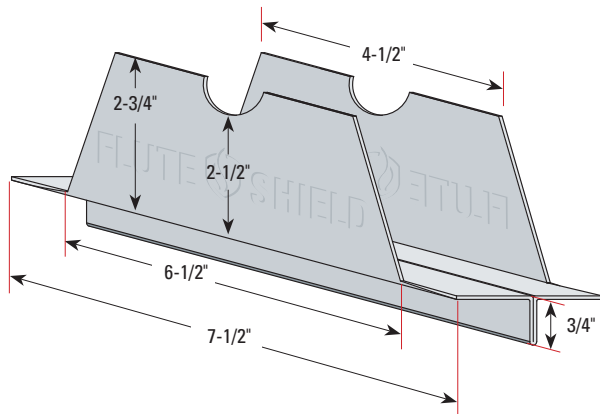
- ASTM A653
- ASTM A924
- ASTM A1003
- ASTM E-1966
- UL 2079 5th Edition
- L-Rating (air leakage) testing for compliance with International Building Code (IBC) and Canadian Building Code (CBC).
- UL listings/approvals include: HW-D-0518, HW-D-0525; HW-D-0553
- **U.S. Patent No. 11,933,042**
- Total Recycled Content: 36.9%
- Post-Consumer: 19.8%
- Pre-Consumer: 14.4%



Always check UL Fire resistance directory for complete design requirements.

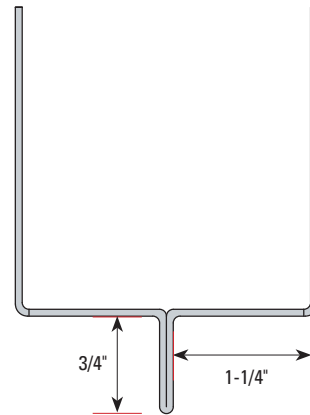
For more information, please contact MarinoWARE® Technical Services at 866.545.1545

This technical information reflects the most current information available and supersedes any and all previous publications effective July 18, 2025 | MW_Firestop_Catalog | ©WARE Industries, Inc. 2025




N.T.S.

Image depicts measurements for a
typical 3" fluted deck profile.



← View the installation video!



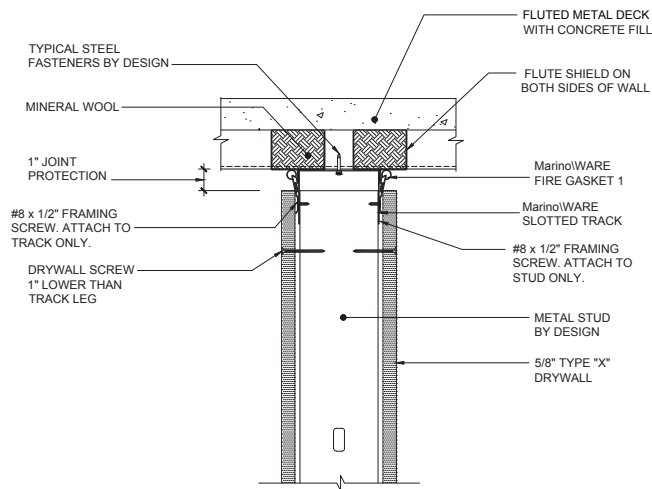
Always check UL Fire resistance directory for complete design requirements.

For more information, please contact Marino\WARE® Technical Services at 866.545.1545

This technical information reflects the most current information available and supersedes any and all previous publications effective

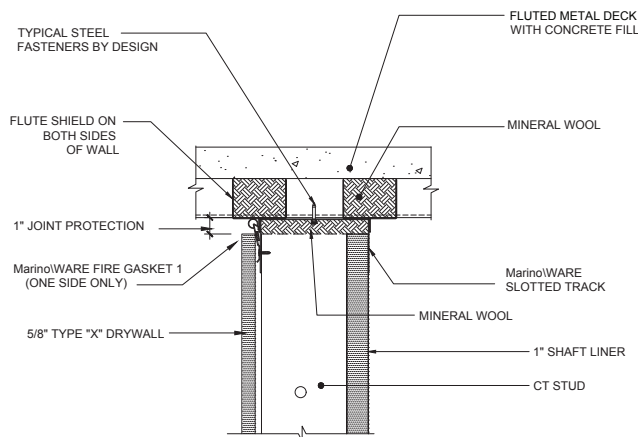
July 18, 2025 | MW_Firestop_Catalog | ©WARE Industries, Inc. 2025

HW-D-0518 1 & 2HR STANDARD WALL, PERPENDICULAR TO FLUTED DECK



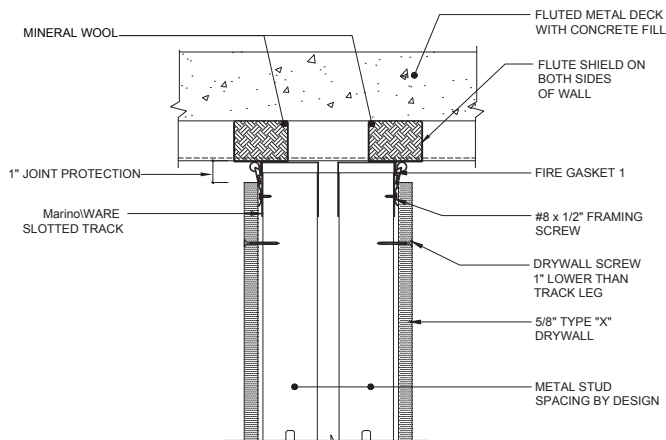
*NOTE: SINGLE LAYER OF 5/8" TYPE "X" DRYWALL FOR 1 HOUR FIRE RATING, 2 LAYERS FOR 2 HOUR

HW-D-0525 1 & 2HR SHAFT WALL, PERPENDICULAR TO FLUTED DECK



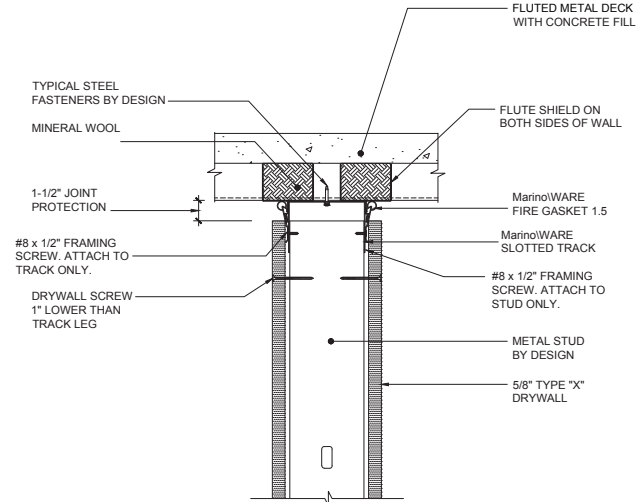
*NOTE: SINGLE LAYER OF 5/8" TYPE "X" DRYWALL FOR 1 HOUR FIRE RATING, 2 LAYERS FOR 2 HOUR

HW-D-0553 1 & 2HR CHASE WALL, PERPENDICULAR TO FLUTED DECK



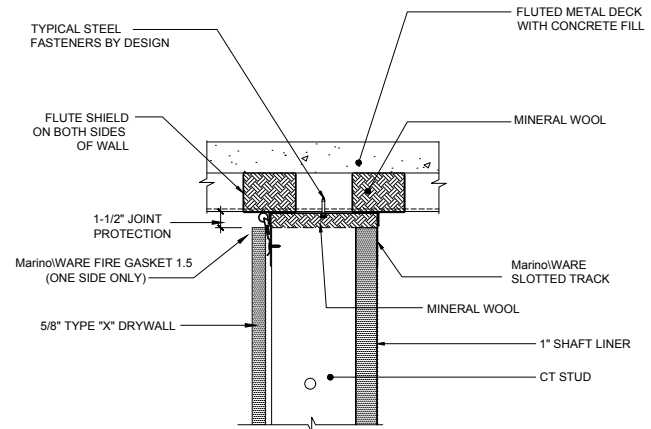
*NOTE: SINGLE LAYER OF 5/8" TYPE "X" DRYWALL FOR 1 HOUR FIRE RATING, 2 LAYERS FOR 2 HOUR

HW-D-0518 1 & 2HR STANDARD WALL, PERPENDICULAR TO FLUTED DECK



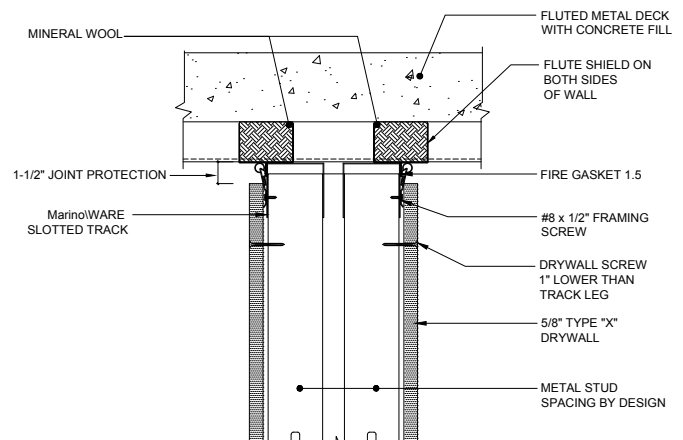
*NOTE: SINGLE LAYER OF 5/8" TYPE "X" DRYWALL FOR 1 HOUR FIRE RATING, 2 LAYERS FOR 2 HOUR

HW-D-0525 1 & 2HR SHAFT WALL, PERPENDICULAR TO FLUTED DECK



*NOTE: SINGLE LAYER OF 5/8" TYPE "X" DRYWALL FOR 1 HOUR FIRE RATING, 2 LAYERS FOR 2 HOUR

HW-D-0553 1 & 2HR CHASE WALL, PERPENDICULAR TO FLUTED DECK



*NOTE: SINGLE LAYER OF 5/8" TYPE "X" DRYWALL FOR 1 HOUR FIRE RATING, 2 LAYERS FOR 2 HOUR

Always check UL Fire resistance directory for complete design requirements.

For more information, please contact Marino\WARE® Technical Services at 866.545.1545

This technical information reflects the most current information available and supersedes any and all previous publications effective

July 18, 2025 | MW_Firestop_Catalog | ©WARE Industries, Inc. 2025

Product Description

MarinoWARE FAS STRAP is an accessory preformed galvanized steel strap with 2 intumescent strips for use as a flute cover when fire-rated walls run parallel to the flutes. FAS Strap eliminates the need for mineral wool flute fillers and bridging for attachment of the top track to the underside of the deck. The FAS Strap is fabricated from hot-dipped galvanized steel. It is UL tested and listed and can be used as a component of 1 & 2 hour fire-resistant joint systems.

**Ordering / Packaging**

Description	Part #	Width*	Length	Pcs/Ctn	Submitted for Review/Use	✓
FAS STRAP (20 ga)	FASTP105033	10-1/2"	10'	Each*	FASTP105033	
FAS STRAP (18 ga)	FASTP105043	10-1/2"	10'	Each*	FASTP105043	
FAS STRAP (16 ga)	FASTP105054	10-1/2"	10'	Each*	FASTP105054	

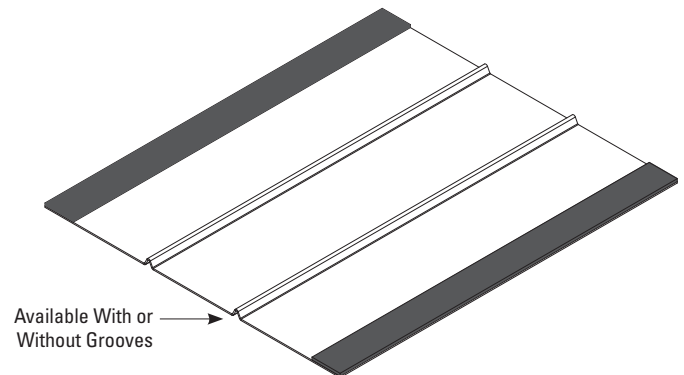
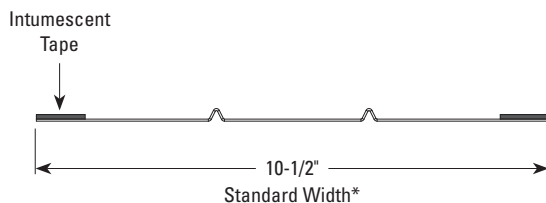

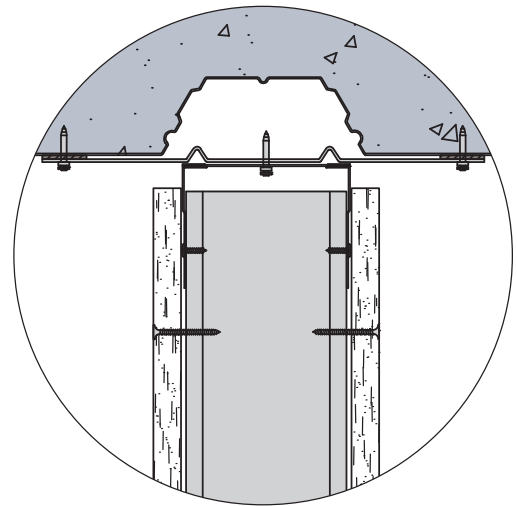
* Contact MarinoWARE for minimum order quantity.

Storage / Warranty

- When stored indoors and kept dry in the original package, FAS Strap will provide unlimited shelf life.
- See Firestop Product Warranty for details.

ASTM & Code Standards

- AISI S240
- AISI S220
- ASTM E-84
- ASTM A653
- ASTM A924
- ASTM A1003
- ASTM C645
- ASTM E-1966
- UL 2079 5th Edition
- L-Rating (air leakage) testing for compliance with International Building Code (IBC) and Canadian Building Code (CBC).
- UL listings/approvals include: HW-D-0524; HW-D-0587
- U.S. Patent No.10,214,901



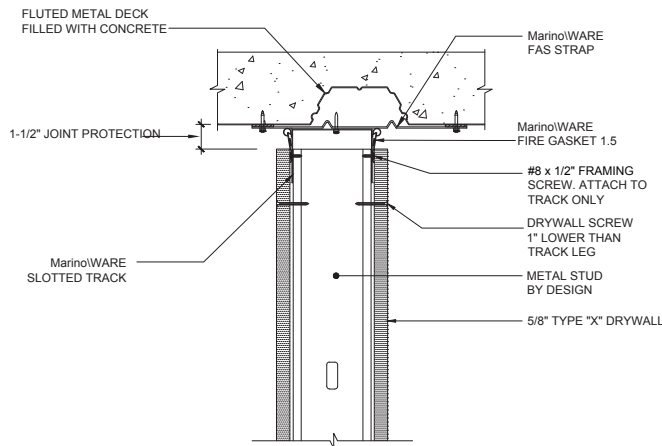
Always check UL Fire resistance directory for complete design requirements.

For more information, please contact MarinoWARE® Technical Services at 866.545.1545

This technical information reflects the most current information available and supersedes any and all previous publications effective

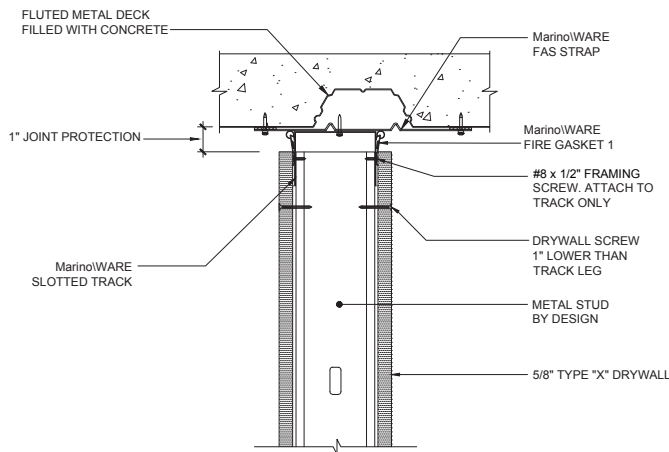
July 18, 2025 | MW_Firestop_Catalog | ©WARE Industries, Inc. 2025

HW-D-0524 1 & 2HR OFFSET & PARALLEL UNDER FLUTED DECK



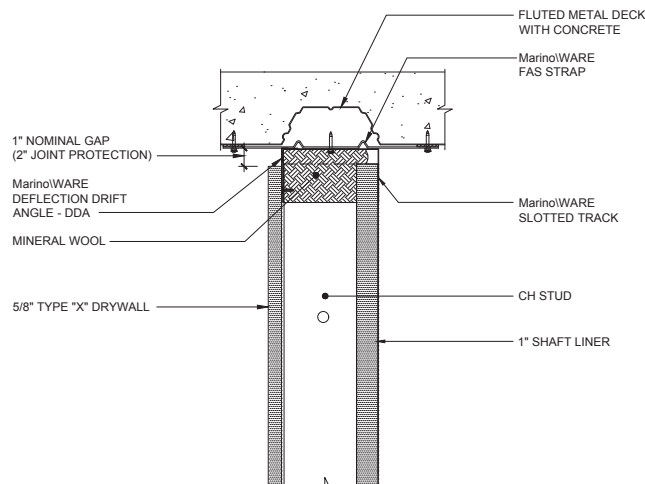
*NOTE: SINGLE LAYER OF 5/8" TYPE "X" DRYWALL FOR 1 HOUR FIRE RATING, 2 LAYERS FOR 2 HOUR

HW-D-0524 1 & 2HR OFFSET & PARALLEL UNDER FLUTED DECK



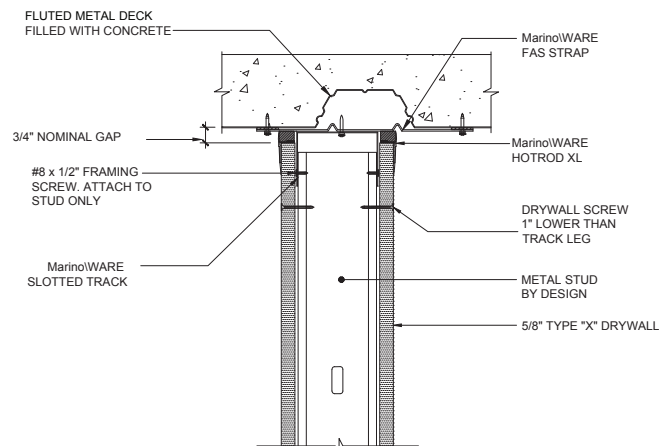
*NOTE: SINGLE LAYER OF 5/8" TYPE "X" DRYWALL FOR 1 HOUR FIRE RATING, 2 LAYERS FOR 2 HOUR

HW-D-0587 PARALLEL WITH FLUTED DECK



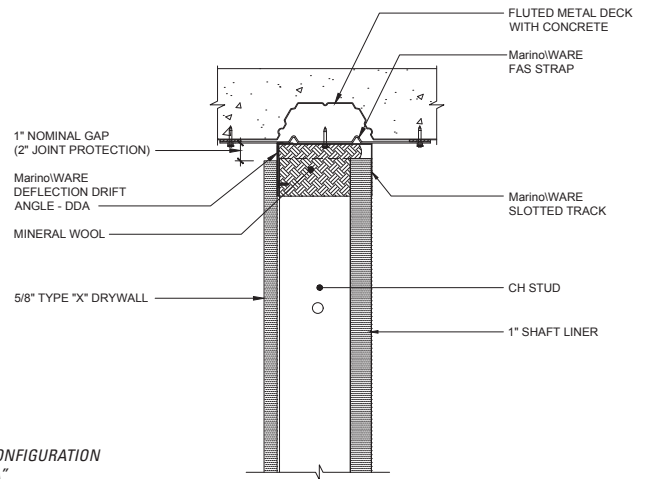
*NOTE: SINGLE LAYER OF 5/8" TYPE "X" DRYWALL FOR 1 HOUR FIRE RATING, 2 LAYERS FOR 2 HOUR

HW-D-0524 1 & 2HR OFFSET & PARALLEL UNDER FLUTED DECK



*NOTE: SINGLE LAYER OF 5/8" TYPE "X" DRYWALL FOR 1 HOUR FIRE RATING, 2 LAYERS FOR 2 HOUR

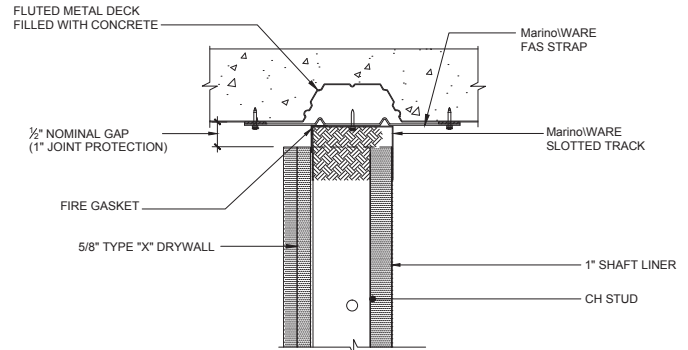
HW-D-0587 1HR SHAFT WALL, PARALLEL & DIRECTLY UNDER DECK FLUTE



CONFIGURATION
"A"

*NOTE: SINGLE LAYER OF 5/8" TYPE "X" DRYWALL FOR 1 HOUR FIRE RATING, 2 LAYERS FOR 2 HOUR

HW-D-0587 SHAFT WALL, DIRECTLY UNDER FLUTED DECK



CONFIGURATION
"A"

*NOTE: SINGLE LAYER OF 5/8" TYPE "X" DRYWALL FOR 1 HOUR FIRE RATING, 2 LAYERS FOR 2 HOUR

Always check UL Fire resistance directory for complete design requirements.

For more information, please contact MarinoWARE® Technical Services at 866.545.1545

This technical information reflects the most current information available and supersedes any and all previous publications effective July 18, 2025 | MW_Firestop_Catalog | ©WARE Industries, Inc. 2025

Product Description

MarinoWARE RBR STRAP (Rated Base Reveal) is a preformed galvanized steel strap with an intumescent strip that provides a fire and smoke rated solution for recessed base boards, flush mounted to the face of the wall.

RBR STRAP eliminates the need for a second layer of drywall thus reducing in-place cost when recessed base boards or a reveal is desired.

Ordering / Packaging

Description	Part #	Width	Length	Pcs/Ctn	Submitted for Review/Use	✓
RBR STRAP (20 ga)	RBRFS	6"	10'	Each*	RBRFS	

* Contact CEMCO for minimum order quantity.

Storage / Warranty

- When stored indoors and kept dry in the original package, FAS-093X will provide unlimited shelf life.
- See Firestop Product Warranty for details.

ASTM & Code Standards

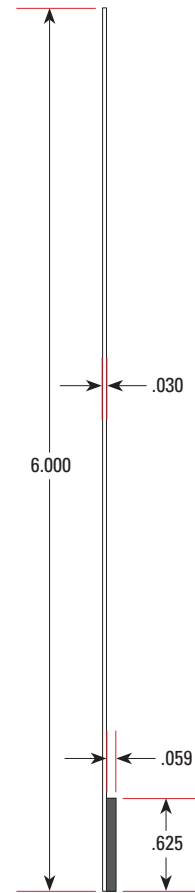
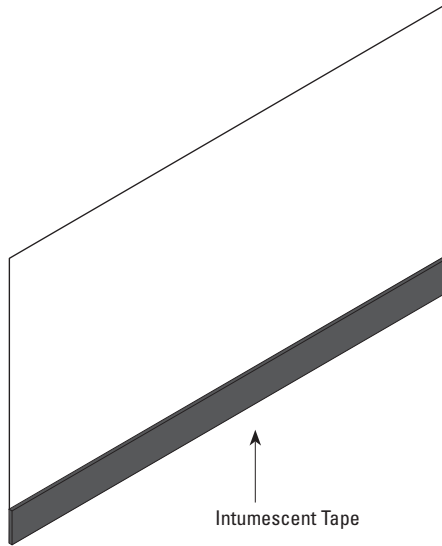
- AISI S220
- ASTM A653
- ASTM A1003
- ASTM E1966
- UL 2079 5th Edition
- L-Rating (air leakage) testing for compliance with International Building Code (IBC) and Canadian Building Code (CBC)
- UL listings/approvals include: BW-S-0036
- U.S. Patent No. 9,752,318 B2**



Always check UL Fire resistance directory for complete design requirements.

For more information, please contact MarinoWARE® Technical Services at 866.545.1545

This technical information reflects the most current information available and supersedes any and all previous publications effective July 18, 2025 | MW_Firestop_Catalog | ©WARE Industries, Inc. 2025



← View the installation video!

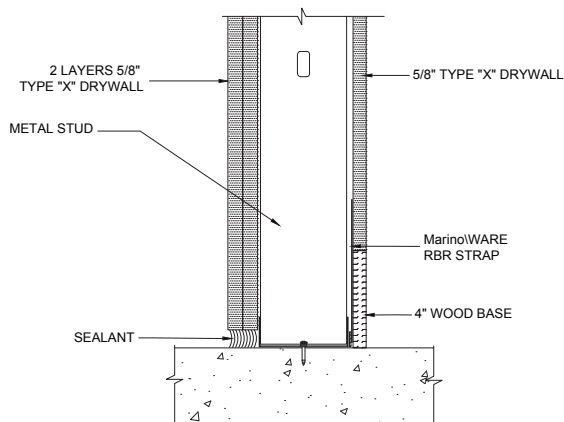


Always check UL Fire resistance directory for complete design requirements.

For more information, please contact MarinoWARE® Technical Services at 866.545.1545

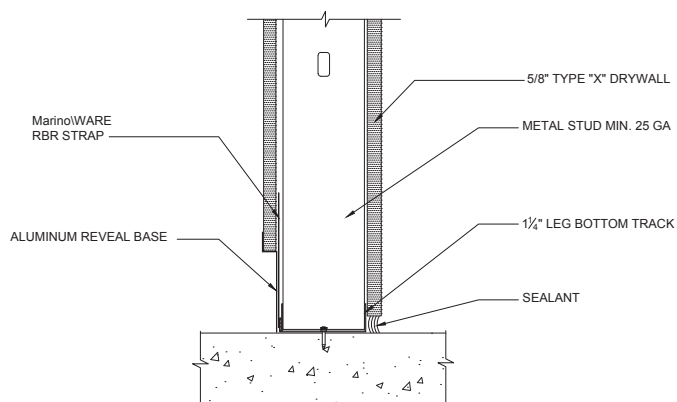
This technical information reflects the most current information available and supersedes any and all previous publications effective July 18, 2025 | MW_Firestop_Catalog | ©WARE Industries, Inc. 2025

BW-S-0036 SOUND TEST OL15-1010, STC 52



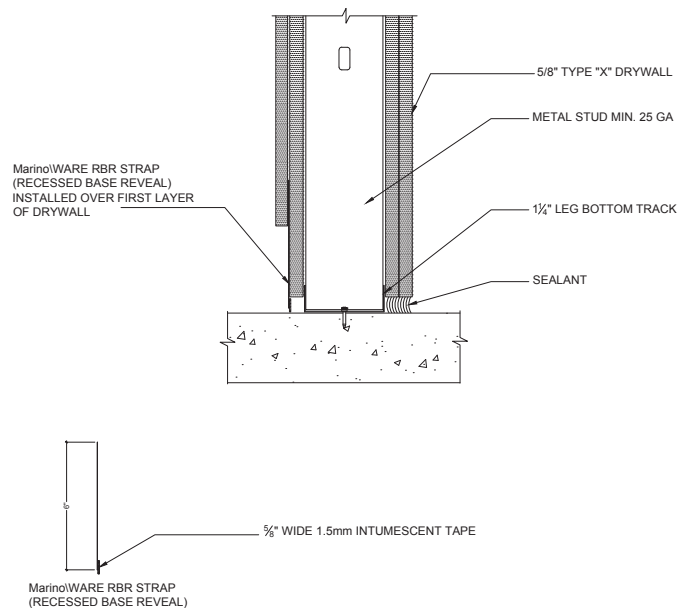
*NOTE: SINGLE LAYER OF 5/8" TYPE "X" DRYWALL FOR 1 HOUR FIRE RATING, 2 LAYERS FOR 2 HOUR

BW-S-0036 BOTTOM WALL STATIC JOINT RBR STRAP



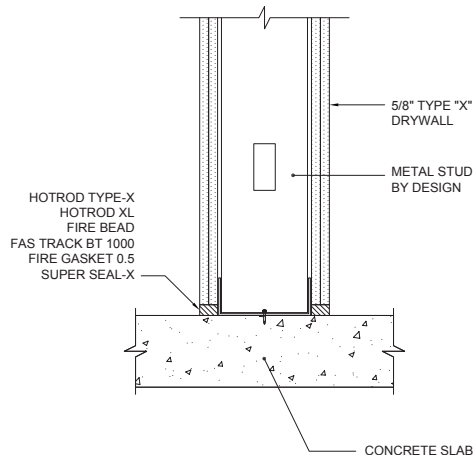
*NOTE: SINGLE LAYER OF 5/8" TYPE "X" DRYWALL FOR 1 HOUR FIRE RATING, 2 LAYERS FOR 2 HOUR

BW-S-0036 2HR BOTTOM WALL STATIC JOINT RBR STRAP



*NOTE: SINGLE LAYER OF 5/8" TYPE "X" DRYWALL FOR 1 HOUR FIRE RATING, 2 LAYERS FOR 2 HOUR

BW-S-0024 2HR BOTTOM WALL STATIC JOINT



*NOTE: SINGLE LAYER OF 5/8" TYPE "X" DRYWALL FOR 1 HOUR FIRE RATING, 2 LAYERS FOR 2 HOUR

Always check UL Fire resistance directory for complete design requirements.

For more information, please contact MarinoWARE® Technical Services at 866.545.1545

This technical information reflects the most current information available and supersedes any and all previous publications effective

July 18, 2025 | MW_Firestop_Catalog | ©WARE Industries, Inc. 2025



Product Description

MarinoWARE FAS-093X is a composite control joint constructed of metal with an integrated intumescent strip that provides fire, smoke, and sound rated solutions in vertical and horizontal control joints. It is used to relieve expansion and contraction stress within interior drywall partitions requiring vertical or horizontal control joints in gypsum wall.

- Can be used in INTERIOR drywall partitions.
- Has integrated mud legs for attachment and adhesion of joint compounds.
- Provides an aesthetically pleasing reveal with integrated groove.
- Installs fully cured, unaffected by water/moisture/temperature.
- Drywall fasteners through the perforated holes are to be used on both flanges.
- Does not require drywall rips, fire sealant or mineral wool backing within the wall cavity.
- V-groove is protected removable plastic film.
- Can be used in metal or wood stud wall assemblies.
- Provides 1 and 2 hour fire rating from the same profile.
- Paintable.

Ordering / Packaging


Description	Part #	Length	Pcs/Ctn	Submitted for Review/Use	✓
FAS-093X	093X	10'	20	093X	

Storage / Warranty

- When stored indoors and kept dry in the original package, FAS-093X will provide unlimited shelf life.
- See Firestop Product Warranty for details.

ASTM & Code Standards

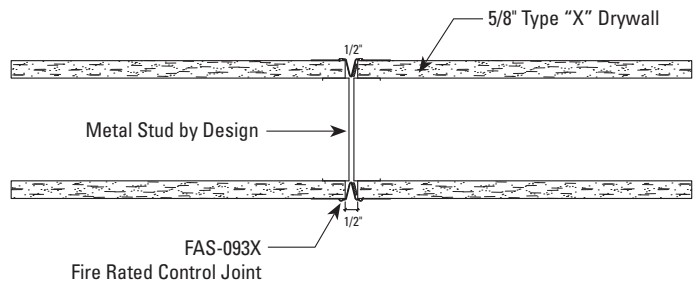
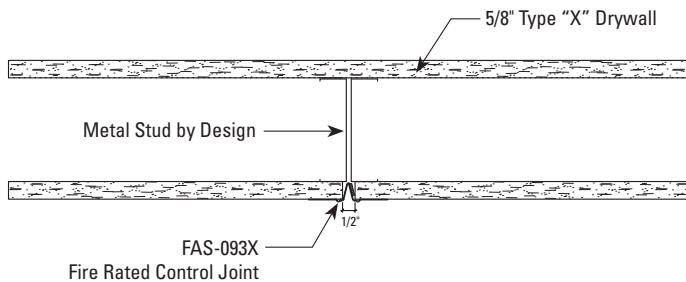
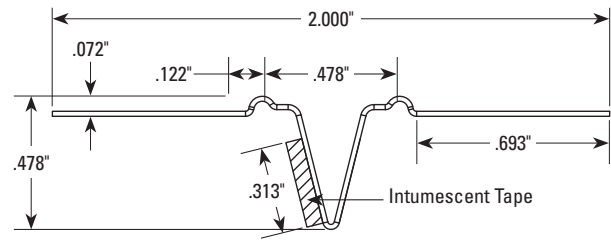

- ASTM A653
- ASTM A1003
- ASTM C1047
- ASTM E-1966
- UL 2079 5th Edition
- Cal State Fire (BML) 1451-2376:0004
- L-Rating (air leakage) testing for compliance with International Building Code (IBC) and Canadian Building Code (CBC).
- UL listings/approvals include: HW-D-0596; HW-D-0621; WW-D-0172
- **U.S. Patent No. 8,671,632**



Always check UL Fire resistance directory for complete design requirements.

For more information, please contact MarinoWARE® Technical Services at 866.545.1545

This technical information reflects the most current information available and supersedes any and all previous publications effective July 18, 2025 | MW_Firestop_Catalog | ©WARE Industries, Inc. 2025



UL Systems available allowing installation on both or one-side of wall assembly. Consult UL System for details.



← View the installation video!

Always check UL Fire resistance directory for complete design requirements.

For more information, please contact MarinoWARE® Technical Services at 866.545.1545

This technical information reflects the most current information available and supersedes any and all previous publications effective July 18, 2025 | MW_Firestop_Catalog | ©WARE Industries, Inc. 2025

**Product Description**

MarinoWARE® FAS-093X-V is an extruded flexible PVC control joint with an integrated intumescent strip that provides fire, smoke, and sound rated solutions in vertical control joints.

- ✔ Can be used in INTERIOR drywall partitions.
- ✔ Has integrated mud legs for attachment and adhesion of joint compounds.
- ✔ Provides an aesthetically pleasing reveal with integrated groove.
- ✔ Installs fully cured, unaffected by water/moisture/temperature.
- ✔ Easily installs using spray adhesive and staples.
- ✔ Pink in color for identification in the inspection process.
- ✔ Does not require drywall rips, fire sealant or mineral wool backing within the wall cavity.
- ✔ Tear away mud guide strip to protect the v-groove during installation.
- ✔ Can be used in metal or wood stud wall assemblies.
- ✔ Provides 1 and 2 hour fire rating from the same profile.
- ✔ Paintable.

Ordering / Packaging

Description	Part #	Length	Pcs/Ctn	Submitted for Review/Use	✓
FAS-093X-V	093XV	10'	20	093X-V	

Storage / Warranty

- ✔ When stored indoors and kept dry in the original package, Sound Gasket will provide unlimited shelf life.
- ✔ See Firestop Product Warranty for details.

ASTM & Code Standards

- ✔ ASTM C1047-99
- ✔ ASTM D1784-03
- ✔ ASTM D3678-97
- ✔ ASTM E84
- ✔ ASTM E1966
- ✔ UL 2079 5th Edition
- ✔ L-Rating (air leakage) testing for compliance with International Building Code (IBC) and Canadian Building Code (CBC).
- ✔ UL listings/approvals include: HW-D-0596; HW-D-0621; WW-D-0172
- ✔ **U.S. Patent No. 8,671,632**

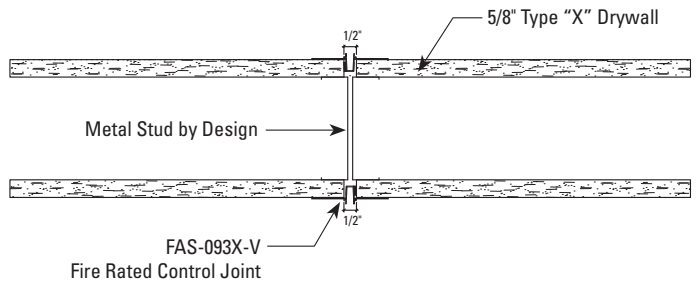
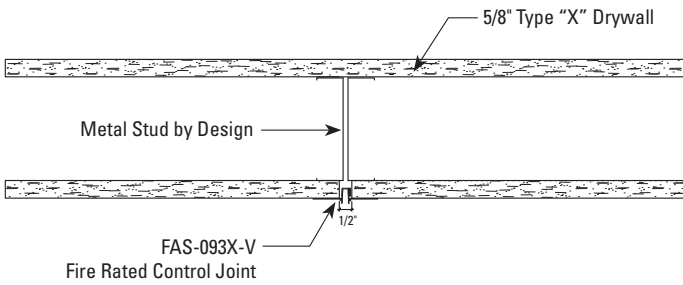
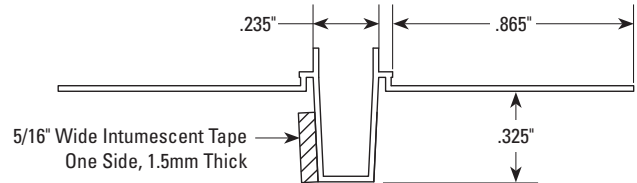



Always check UL Fire resistance directory for complete design requirements.

For more information, please contact MarinoWARE® Technical Services at 866.545.1545

This technical information reflects the most current information available and supersedes any and all previous publications effective July 18, 2025 | MW_Firestop_Catalog | ©WARE Industries, Inc. 2025

FAS®-093X™-V (VINYL) FIRE RATED CONTROL JOINT



UL Systems available allowing installation on both or one-side of wall assembly. Consult UL System for details.



← View the installation video!

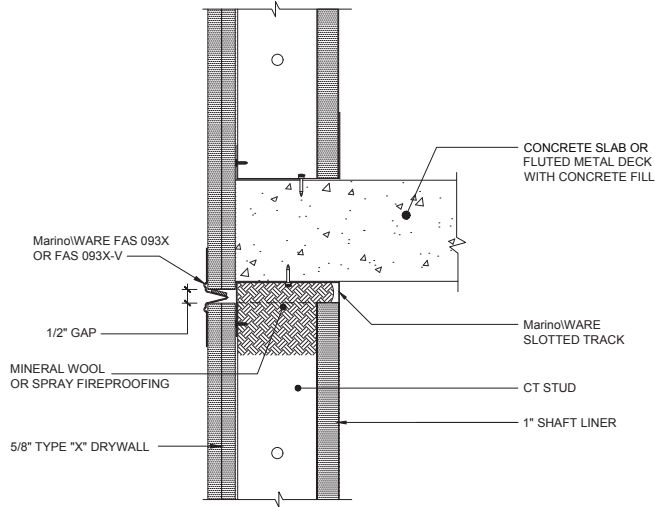
Always check UL Fire resistance directory for complete design requirements.

For more information, please contact MarinoWARE® Technical Services at 866.545.1545

This technical information reflects the most current information available and supersedes any and all previous publications effective

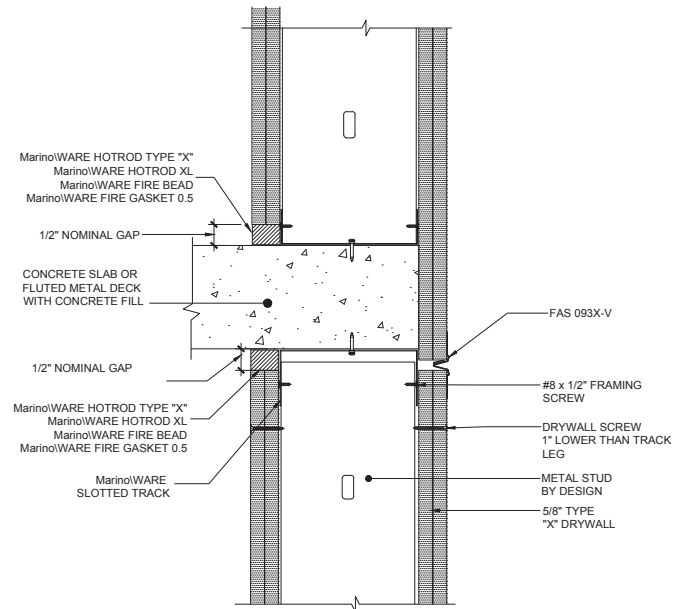
July 18, 2025 | MW_Firestop_Catalog | ©WARE Industries, Inc. 2025

HW-D-0621 2HR SHAFT WALL CONCRETE SLAB BYPASS



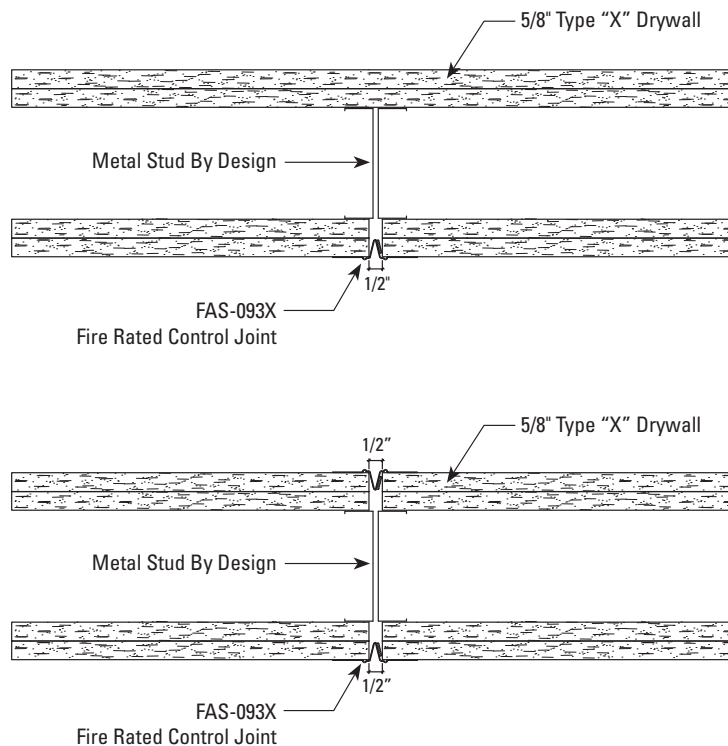
*NOTE: SINGLE LAYER OF 5/8" TYPE "X" DRYWALL FOR 1 HOUR FIRE RATING, 2 LAYERS FOR 2 HOUR

HW-D-0596 2HR STANDARD WALL @ CONCRETE STAIRWELL SLAB BYPASS



*NOTE: SINGLE LAYER OF 5/8" TYPE "X" DRYWALL FOR 1 HOUR FIRE RATING, 2 LAYERS FOR 2 HOUR

WW-D-0172 2HR VERTICAL JOINT FAS 093X



*NOTE: SINGLE LAYER OF 5/8" TYPE "X" DRYWALL FOR 1 HOUR FIRE RATING, 2 LAYERS FOR 2 HOUR

Always check UL Fire resistance directory for complete design requirements.

For more information, please contact Marino\WARE® Technical Services at 866.545.1545

This technical information reflects the most current information available and supersedes any and all previous publications effective July 18, 2025 | MW_Firestop_Catalog | ©WARE Industries, Inc. 2025



Smoke & Sound Stop (B)
COMPRESSIBLE SOUND STOP

Product Description

MarinoWARE® SMOKE & SOUND STOP BLUE (SSSB) is a compressible foam providing smoke and sound abatement for both dynamic and static joints. It is for use at interior building joints in non-fire-rated partitions requiring a STC rating.

- Can be used in head of wall, bottom of wall and wall to wall joints.
- Tested for air leakage to comply with IBC, Section 713.6.
- Manufactured in light blue color that is easily identified.
- Provides up to 1/2" of compression and extension.
- Remains flexible.
- Unaffected by water/moisture/temperature.
- Odorless, installs fully cured and will not stain surrounding substrate.
- Easily installs by compressing it into the gap between the board and surrounding structure after the board is attached to the framing.
- Sound tested in accordance to ASTM E90, STC performance equivalent to acoustic sealant.
- Not for use in applications with permanent exposure to direct sunlight.

Ordering / Packaging

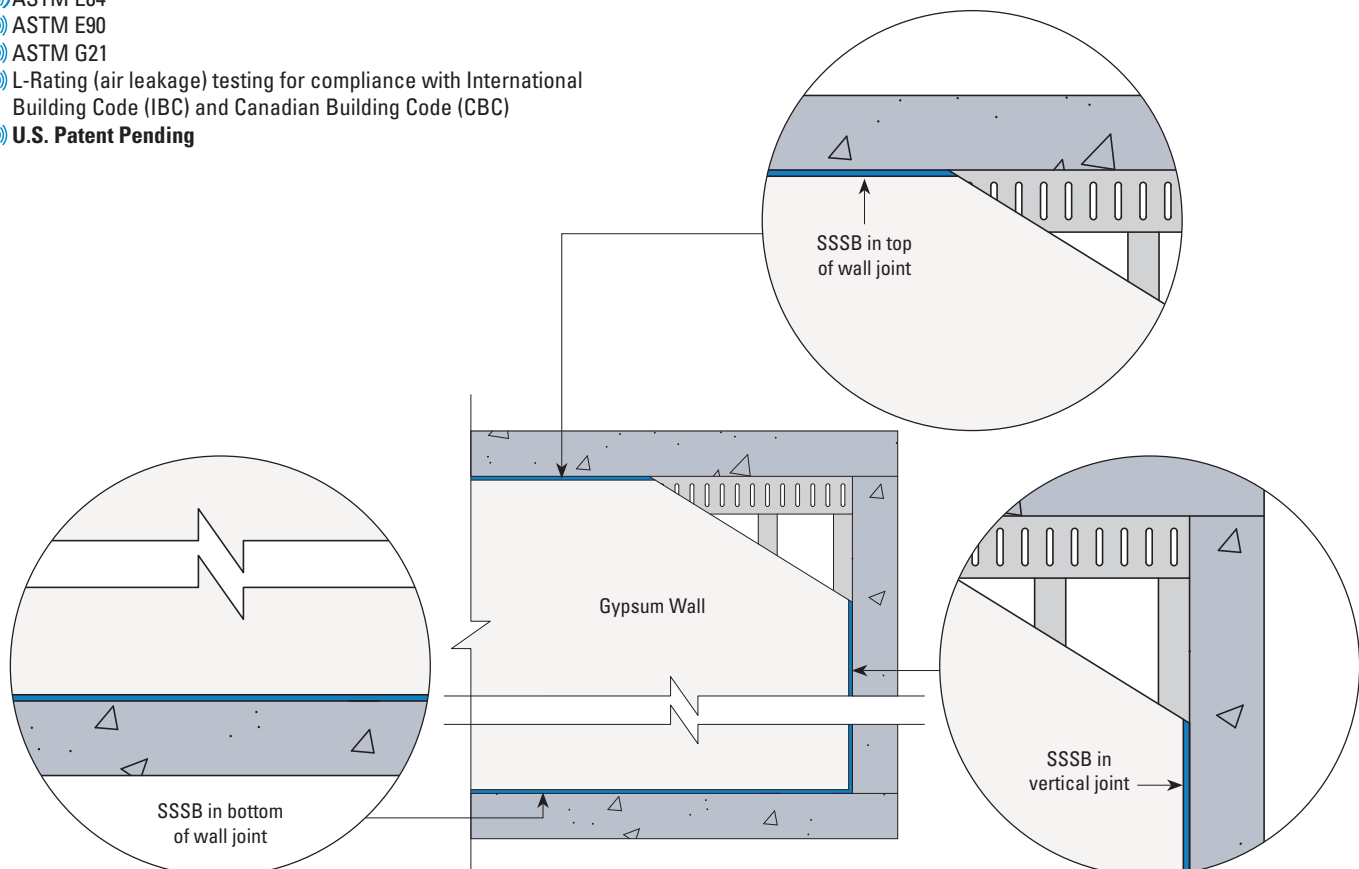
Description	Part #	Size	Length	Pcs/Ctn	Submitted for Review/Use	✓
SMOKE & SOUND STOP BLUE	SSSB121	1/2" x 1"	5'	80	SSSB121	
SMOKE & SOUND STOP BLUE	SSSB11	1" x 1"	5'	40	SSSB11	

Storage / Warranty

- When stored indoors and kept dry in the original package, Sound Gasket will provide unlimited shelf life.
- See Firestop Product Warranty for details.

ASTM & Code Standards

- ASTM E84
- ASTM E90
- ASTM G21
- L-Rating (air leakage) testing for compliance with International Building Code (IBC) and Canadian Building Code (CBC)
- U.S. Patent Pending



Always check UL Fire resistance directory for complete design requirements.

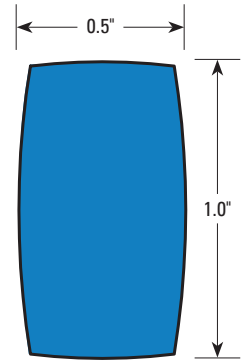
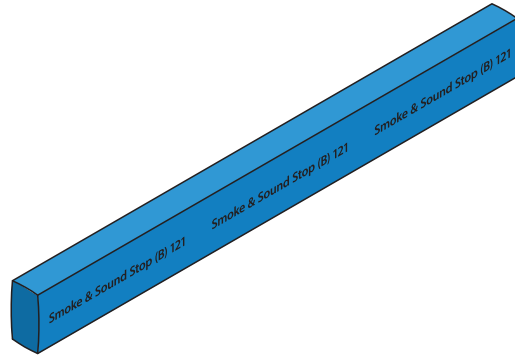
For more information, please contact MarinoWARE® Technical Services at 866.545.1545

This technical information reflects the most current information available and supersedes any and all previous publications effective

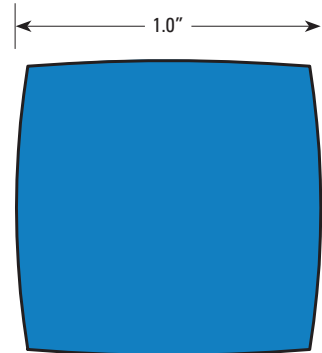
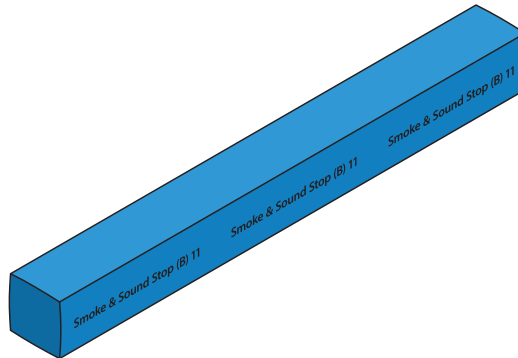
July 18, 2025 | MW_Firestop_Catalog | ©WARE Industries, Inc. 2025

SMOKE & SOUND STOP BLUE (SSSB)

SSSB121



SSSB11



Always check UL Fire resistance directory for complete design requirements.

For more information, please contact Marino\WARE® Technical Services at 866.545.1545

This technical information reflects the most current information available and supersedes any and all previous publications effective July 18, 2025 | MW_Firestop_Catalog | ©WARE Industries, Inc. 2025



Product Description

Marino\WARE Sound Gasket is a vinyl accessory that provides smoke and sound ratings for both dynamic and static joints. The unique vinyl profile provides a seal along the inside leg to prevent sound flanking along the leg of the slotted track and framing screws while the outer bubble gasket will compress to seal against uneven concrete.

- 🔴 Mechanically or adhesively fastened to the leg of the track. Features a 3/8" hollow bubble gasket on the upper corner that is easily compressed to seal against uneven concrete or fluted decks. Once properly installed, the Sound Gasket provides an unbreakable seal to provide long-term smoke and sound protection.
- 🔴 Takes the place of acoustic sealant at building joints.
- 🔴 Can be used on head-of-wall, bottom-of-wall, and wall-to-wall building joints.
- 🔴 Tested for air leakage for compliance with Section 713.6 of IBC and CBC.
- 🔴 Manufactured in a light blue color vinyl that is easily identified by the inspector.
- 🔴 Installs fully cured, unaffected by water/moisture/temperature.
- 🔴 Very durable and not easily damaged. Once installed, it will not delaminate, take in water, shrink, or harden over time.
- 🔴 Installs on both sides of the wall and comes in 10' lengths.
- 🔴 Can be installed to the track leg before or after fastening the track in place.
- 🔴 Provides up to 1-1/2" overall unencumbered movement.
- 🔴 Provides Sound Transmission Classification (STC) ratings up to 67.
- 🔴 Paintable.

Ordering / Packaging

Description	Part #	Size	Length	Pcs/Ctn	Movement	Submitted for Review/Use	✓
SOUND GASKET .5	SG.5	3/8" x 1-1/4"	5'	60	1/2" total	SG.5	
SOUND GASKET 1	SG1	3/8" x 1-5/8"	5'	60	1" total	SG1	
SOUND GASKET 1.5*	SG1.5	3/8" x 2-1/4"	5'	50	1-1/2" total	SG1.5	

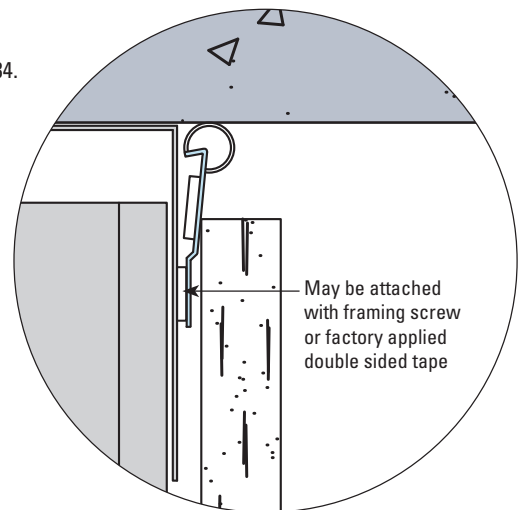
*Special Order, longer leadtime

Storage / Warranty

- 🔴 When stored indoors and kept dry in the original package, Sound Gasket will provide unlimited shelf life.
- 🔴 See Firestop Product Warranty for details.

ASTM & Code Standards

- 🔴 Sound Tested in accordance with ASTM E90-09
- 🔴 Achieves a Class A rating for flame spread and smoke developed when tested under ASTM E84.
- 🔴 Air leakage tests conducted for compliance with Section 713.6 of IBC and CBC.
- 🔴 **U.S. Patent No. 10,246,871; 10,753,084; 10,954,670**



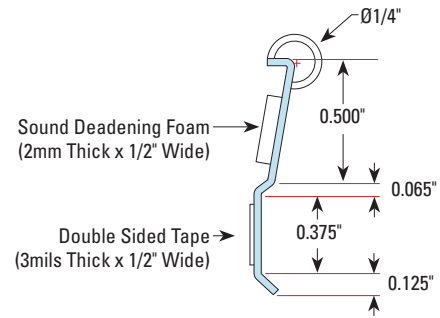
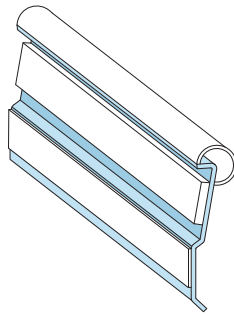
Always check UL Fire resistance directory for complete design requirements.

For more information, please contact Marino\WARE® Technical Services at 866.545.1545

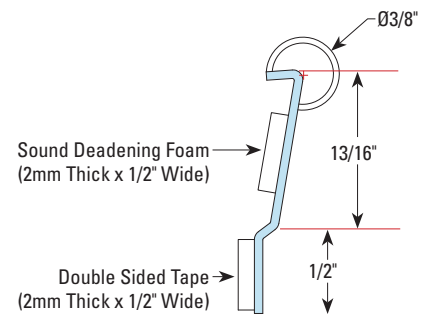
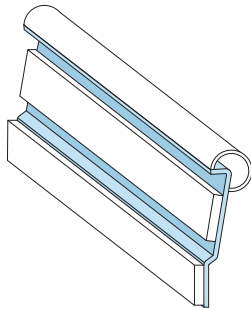
This technical information reflects the most current information available and supersedes any and all previous publications effective

July 18, 2025 | MW_Firestop_Catalog | ©WARE Industries, Inc. 2025

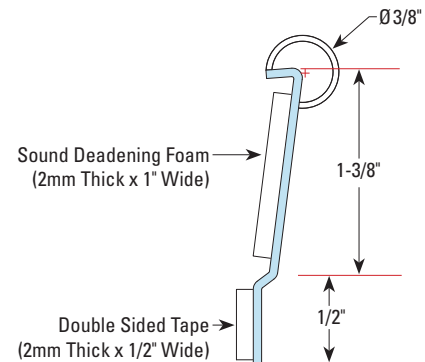
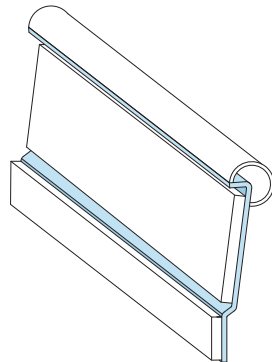
SG.5



SG1



SG1.5



← View the installation video!



← View the installation guide!

Always check UL Fire resistance directory for complete design requirements.

For more information, please contact MarinoWARE® Technical Services at 866.545.1545

This technical information reflects the most current information available and supersedes any and all previous publications effective July 18, 2025 | MW_Firestop_Catalog | ©WARE Industries, Inc. 2025

Geometric Properties

FAS J-Track has longer legs than standard J-Runner to provide greater deflection at the head-of-wall joint. FAS J-Track provides $\frac{3}{4}$ " overall unencumbered movement providing the best possible L-Rating (smoke) for 1 and 2 hour fire ratings. FAS J-Track also eliminates the installation of fire caulking of additional drywall rips. FAS J-Track is manufactured in 33mil thick G40 hot-dipped galvanized steel. G60 and G90 are available only upon special request and will require extended lead-times.

Steel Thickness

Thickness (mil.)	Design Thickness (in.) ¹	Minimum Thickness (in.) ^{1,2}	Yield (KSI)	Web Sizes (in.)(A)	Leg Sizes (in.)
33	0.0346	0.0329	33	2-1/2, 4, 6	1-1/2 & 2-1/2

Notes:

1. Uncoated steel thickness. Thickness is for carbon steel.

2. Minimum Thickness represents 95% of the design thickness and is the minimum acceptable thickness delivered to the job site, based on Section A3.4 of the AISI S100-2012

ASTM & Code Standards

ASTM A653/653M, A924/924M, A1003/1003M

ASTM A1003, A653, A924, C624, C754

AISI S240, 2012

U.S. Patent #8,640,415 Bs

ASTM E 1966: Standard Test Methods of Fire Tests of Firestop Systems

UL 2079 Tests For Fire Resistance of Building Joints, 5th Edition.

ASTM E-119 Standard Test Methods for Fire Tests of Building Construction and Material

Air leakage tests conducted for compliance with Section 713.6 of IBC and CBC

LEED v4 for Building and Design Construction

MR Prerequisite: Construction and Demolition Waste Management Planning

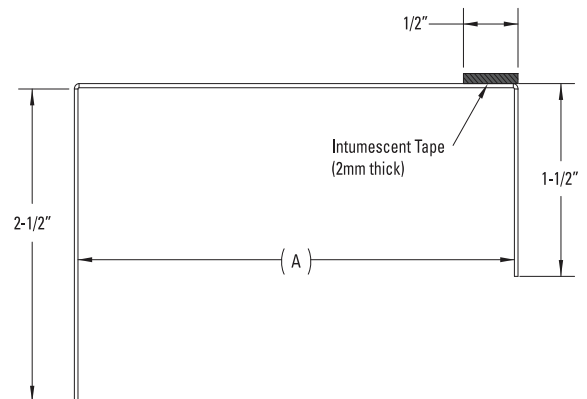
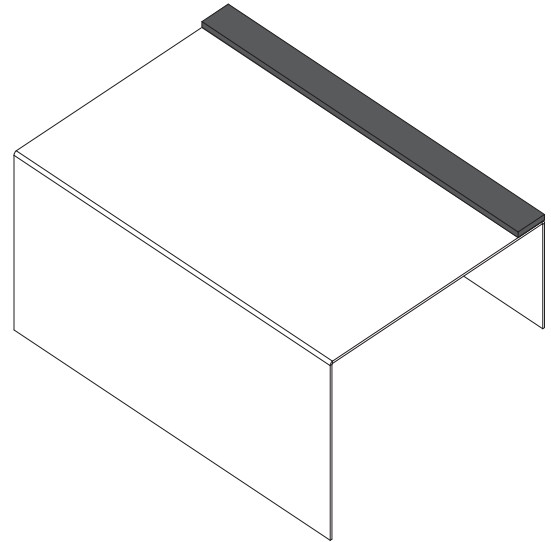
MR: Credit: Construction and Demolition Waste Management

MR Credit: Building Product Disclosure and Optimization - Sourcing of Raw Materials, Option 2

MR Credit_ Building Product Disclosure and Optimization - Environmental Product Declarations, Options 1 & 2

MR Credit: Building Product Disclosure and Optimization - Material Ingredients, Option 1

MR Credit: Building Life-Cycle Impact Reduction, Option 4



← Scan or click the code to view the installation video!

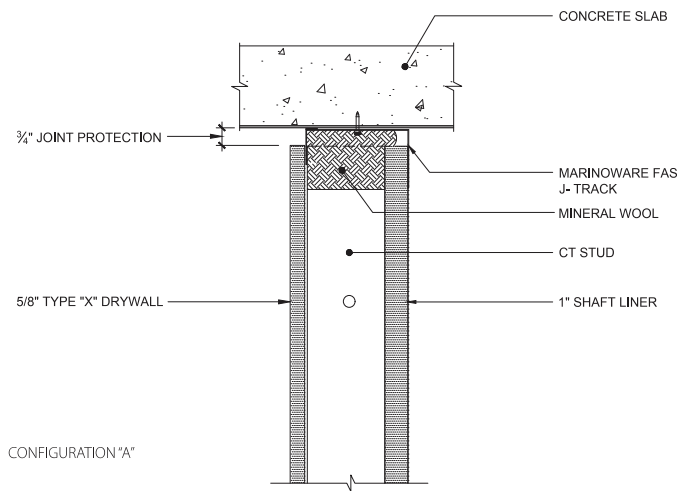


Always check UL Fire resistance directory for complete design requirements.

For more information, please contact MarinoWARE® Technical Services at 866.545.1545

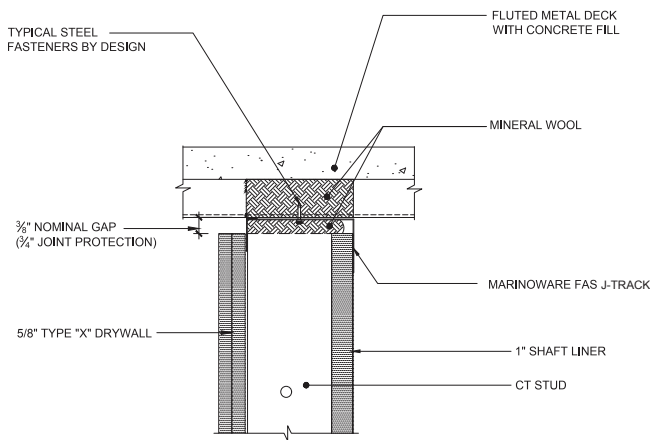
This technical information reflects the most current information available and supersedes any and all previous publications effective July 18, 2025 | MW_Firestop_Catalog I ©WARE Industries, Inc. 2025

HW-D-0625 1 HR. SHAFT WALL, CONCRETE SLAB



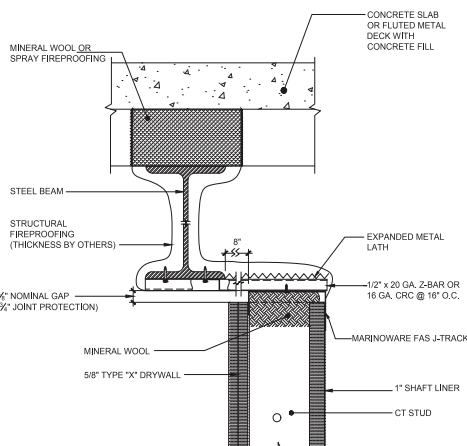
*NOTE: SINGLE LAYER OF 5/8" TYPE "X" DRYWALL FOR 1 HOUR FIRE RATING, 2 LAYERS FOR 2 HOUR

HW-D-0525 SHAFT WALL, PERPENDICULAR TO FLUTED DECK



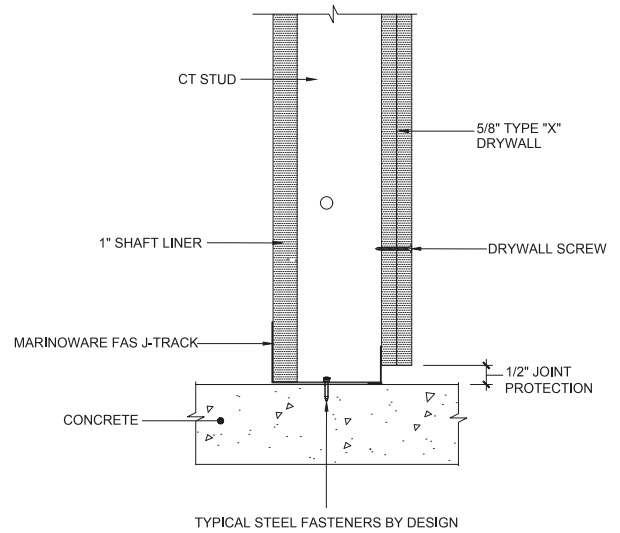
*NOTE: SINGLE LAYER OF 5/8" TYPE "X" DRYWALL FOR 1 HOUR FIRE RATING, 2 LAYERS FOR 2 HOUR

HW-D-0653 SHAFT WALL, PARALLEL & CANTILEVER UNDER BEAM



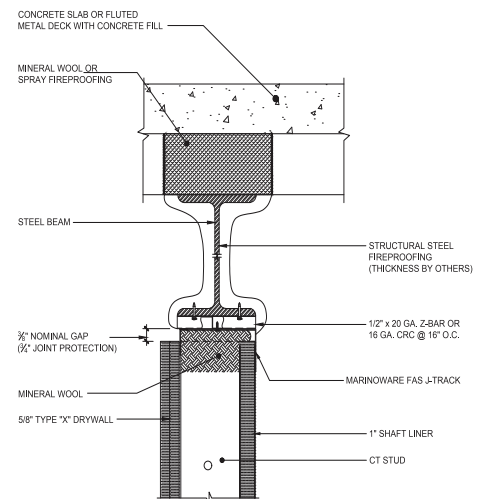
*NOTE: SINGLE LAYER OF 5/8" TYPE "X" DRYWALL FOR 1 HOUR FIRE RATING, 2 LAYERS FOR 2 HOUR

BW-S-0053 SHAFT WALL BOTTOM OF WALL



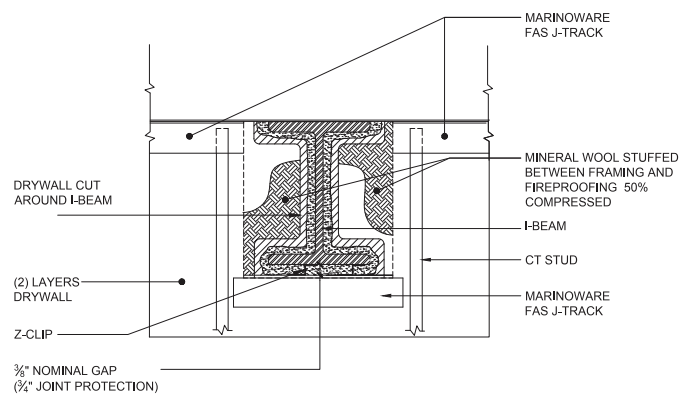
*NOTE: SINGLE LAYER OF 5/8" TYPE "X" DRYWALL FOR 1 HOUR FIRE RATING, 2 LAYERS FOR 2 HOUR

HW-D-0622 SHAFT WALL, DIRECTLY UNDER BEAM



*NOTE: SINGLE LAYER OF 5/8" TYPE "X" DRYWALL FOR 1 HOUR FIRE RATING, 2 LAYERS FOR 2 HOUR

HW-D-0623 SHAFT WALL, @ FLUTED DECK BEAM PENETRATION



*NOTE: SINGLE LAYER OF 5/8" TYPE "X" DRYWALL FOR 1 HOUR FIRE RATING, 2 LAYERS FOR 2 HOUR

Always check UL Fire resistance directory for complete design requirements.

For more information, please contact MarinoWARE® Technical Services at 866.545.1545

This technical information reflects the most current information available and supersedes any and all previous publications effective July 18, 2025 | MW_Firestop_Catalog | ©WARE Industries, Inc. 2025

Geometric Properties

MARINOWARE FAS Track 1000 is a slotted deflection track that offers fire and air (smoke) protection, eliminating the need for fire and sound sealant. The section is fabricated from hot-dipped galvanized steel complying with ASTM A653, and ASTM A1003 Grade 33 Type H for 33 ksi yield strength steel for 20 gauge (33 mils) with a minimum G40 coating complying with ASTM A924, and 18 gauge (43 mils) with a minimum G60 coating complying with ASTM A924; and Grade 50 Type H for 50 ksi yield strength steel for 16 gauge (54 mils) with a minimum G60 coating complying with ASTM A924. FAS Track 1000 has been tested with Underwritten Laboratories in accordance with UL 2079.

Steel Thickness

"A" Track Member Width (in.)	Flange Size (in.) ¹	Length (ft.)	"G" Steel Thickness mil(gauge)
2-1/2, 3-5/8, 4	2-3/4	10	30(20DW), 33(20STR), 43(18), 54(16)
6, 8	2-3/4	10	30(20DW), 33(20STR), 43(18), 54(16), 68(14)

U.S. Patent #8,640,415 B2

ASTM & Code Standards

ASTM A653/653M, A924/924M, A1003/1003M & C645

ASTM E 1966: Standard Test Methods of Fire Tests of Firestop Systems

UL 2079 Tests For Fire Resistance of Building Joints

ASTM E-119 Standard Test Methods for Fire Tests of Building Construction and Material

Sound Tested in accordance with ASTM E90-09

Air leakage tests conducted for compliance with Section 713.6 of IBC and CBC

LEED v4 for Building and Design Construction

MR Prerequisite: Construction and Demolition Waste Management Planning

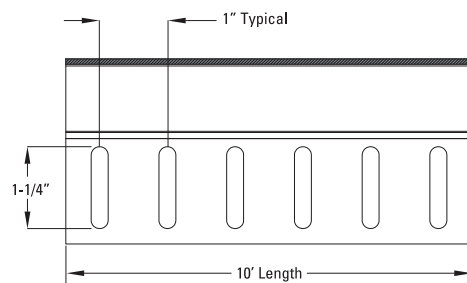
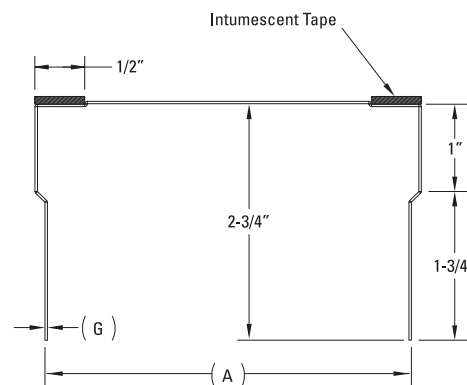
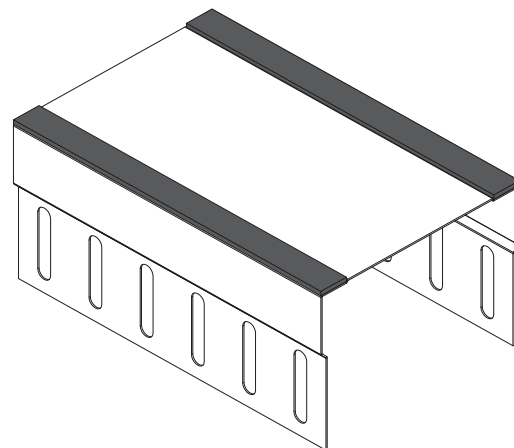
MR: Credit: Construction and Demolition Waste Management

MR Credit: Building Product Disclosure and Optimization - Sourcing of Raw Materials, Option 2

MR Credit: Building Product Disclosure and Optimization - Environmental Product Declarations, Options 1 & 2

MR Credit: Building Product Disclosure and Optimization - Material Ingredients, Option 1

MR Credit: Building Life-Cycle Impact Reduction, Option 4



← Scan or click
the code to view the
installation video!



Always check UL Fire resistance directory for complete design requirements.

For more information, please contact MarinoWARE® Technical Services at 866.545.1545

This technical information reflects the most current information available and supersedes any and all previous publications effective

July 18, 2025 | MW_Firestop_Catalog | ©WARE Industries, Inc. 2025

Geometric Properties

MARINO\WARE FAS Track 1000 DL is a deflection track with 1/2" intumescent Tape that offers fire and air (smoke) protection, eliminating the need for fire and sound sealant. The section is fabricated from hot-dipped galvanized steel complying with ASTM A653, and ASTM A1003 Grade 33 Type H for 33 ksi yield strength steel for 20 gauge (33 mils) with a minimum G40 coating complying with ASTM A924, and 18 gauge (43 mils) with a minimum G60 coating complying with ASTM A924; and Grade 50 Type H for 50 ksi yield strength steel for 16 gauge (54 mils) with a minimum G60 coating complying with ASTM A924. FAS Track 1000 DL has been tested with Underwritten Laboratories in accordance with UL 2079.

Steel Thickness

Thickness (mil)	Design Thickness (in.) ¹	Minimum Thickness (in.) ^{1,2}
30	0.0312	0.0296
33	0.0346	0.0329
43	0.0451	0.0428
54	0.0566	0.0538

Notes:

1. Uncoated steel thickness. Thickness is for carbon steel.

2. Minimum Thickness represents 95% of the design thickness and is the minimum acceptable thickness delivered to the job site, based on Section A3.4 of the AISI S100-2012

ASTM & Code Standards

ASTM A653/653M, A924/924M, A1003/1003M, C645 & C754

ASTM E 1966: Standard Test Methods of Fire Tests of Firestop Systems

UL 2079 Tests For Fire Resistance of Building Joints

ASTM E-119 Standard Test Methods for Fire Tests of Building Construction and Material

Sound Tested in accordance with ASTM E90-09

Air leakage tests conducted for compliance with Section 713.6 of IBC and CBC

LEED v4 for Building and Design Construction

MR Prerequisite: Construction and Demolition Waste Management Planning

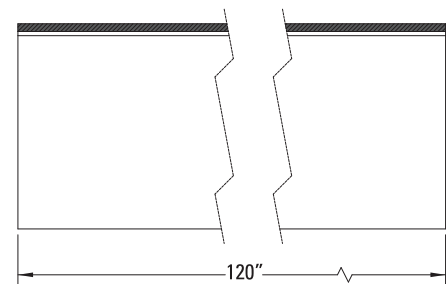
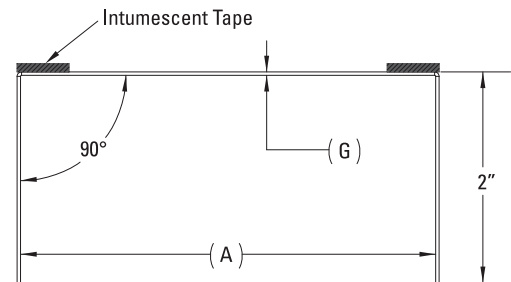
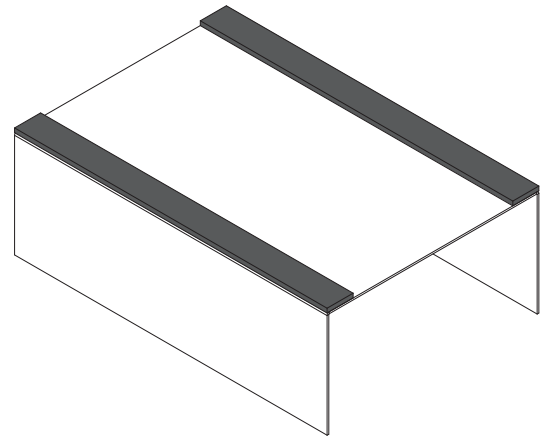
MR: Credit: Construction and Demolition Waste Management

MR Credit: Building Product Disclosure and Optimization - Sourcing of Raw Materials, Option 2

MR Credit: Building Product Disclosure and Optimization - Environmental Product Declarations, Options 1 & 2

MR Credit: Building Product Disclosure and Optimization - Material Ingredients, Option 1

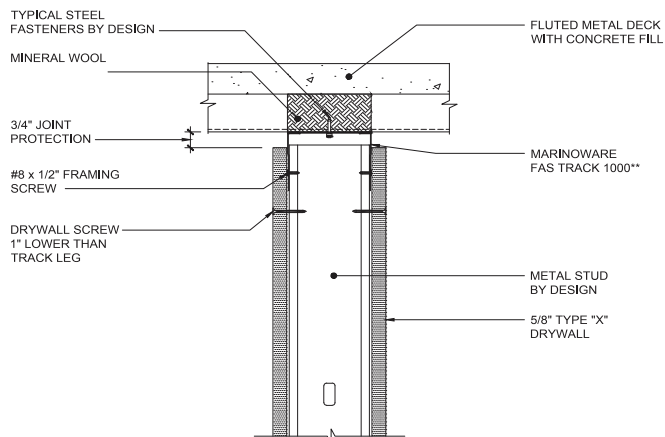
MR Credit: Building Life-Cycle Impact Reduction, Option 4



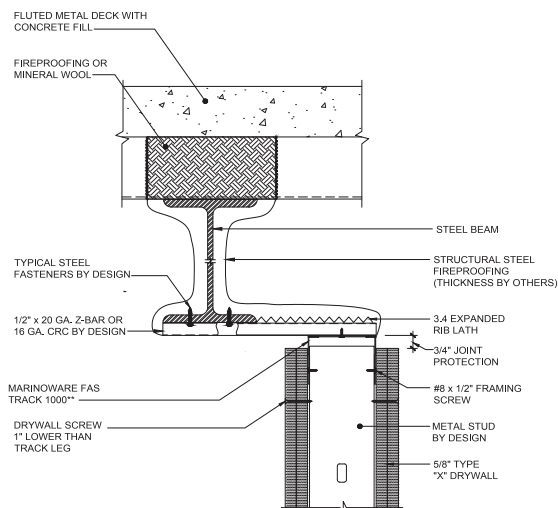
Always check UL Fire resistance directory for complete design requirements.

For more information, please contact Marino\WARE® Technical Services at 866.545.1545

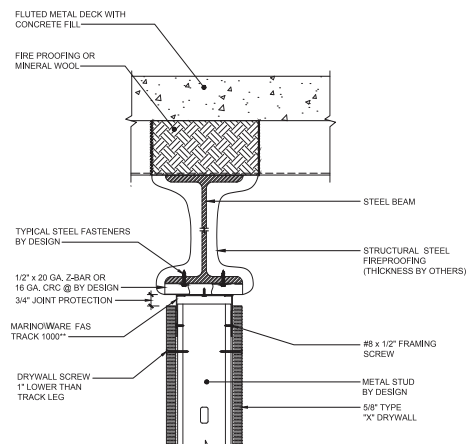
This technical information reflects the most current information available and supersedes any and all previous publications effective July 18, 2025 | MW_Firestop_Catalog | ©WARE Industries, Inc. 2025

HW-D-0518 1 HR. STANDARD WALL, PERPENDICULAR TO FLUTED DECK

*NOTE: SINGLE LAYER OF 5/8" TYPE "X" DRYWALL FOR 1 HOUR FIRE RATING, 2 LAYERS FOR 2 HOUR

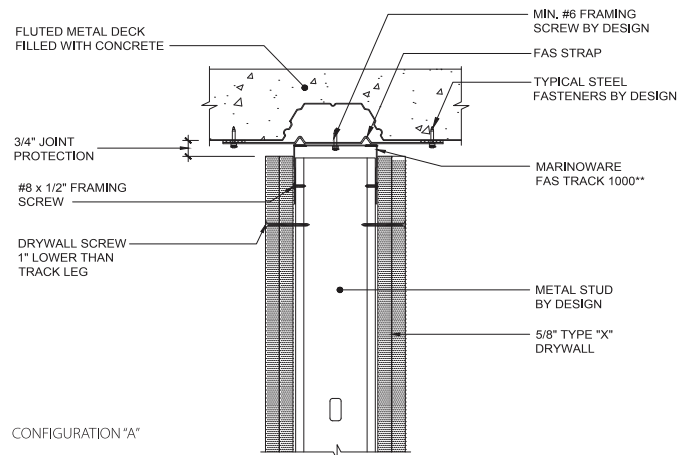
HW-D-0652 2 HR. STANDARD WALL, CANTILEVERED UNDER BEAM*

*NOTE: SINGLE LAYER OF 5/8" TYPE "X" DRYWALL FOR 1 HOUR FIRE RATING, 2 LAYERS FOR 2 HOUR

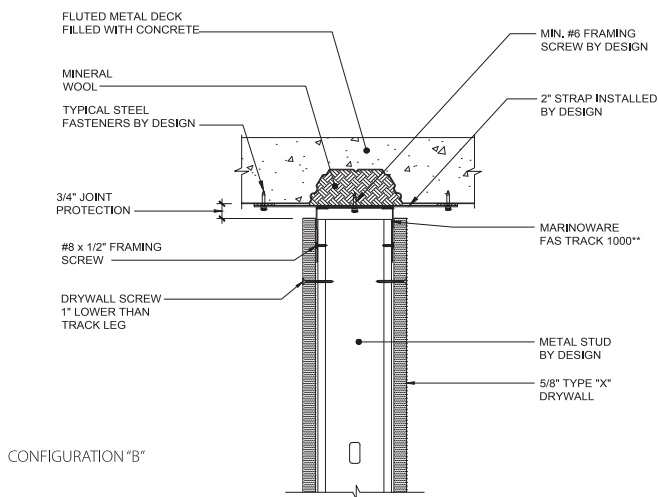
HW-D-0551 1 HR. CENTERED DIRECTLY UNDER BEAM

*NOTE: SINGLE LAYER OF 5/8" TYPE "X" DRYWALL FOR 1 HOUR FIRE RATING, 2 LAYERS FOR 2 HOUR

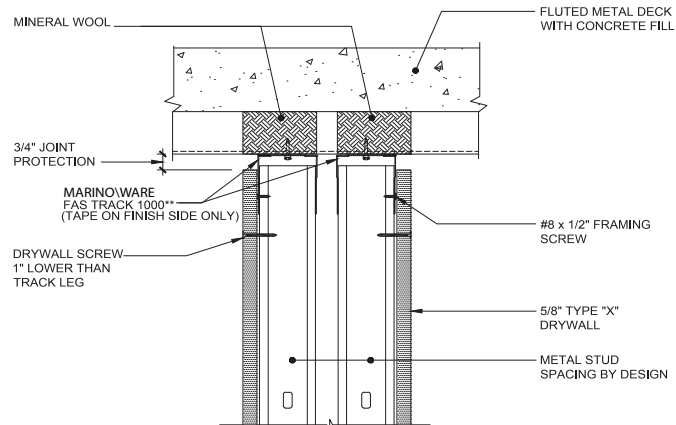
** If the IBC requires UL-2079 5th edition, additional fill material may be needed in the deflection joint

HW-D-0524 2 HR. PARALLEL & DIRECTLY UNDER DECK FLUTE

*NOTE: SINGLE LAYER OF 5/8" TYPE "X" DRYWALL FOR 1 HOUR FIRE RATING, 2 LAYERS FOR 2 HOUR

HW-D-0524 1 HR. PARALLEL & DIRECTLY UNDER DECK FLUTE

*NOTE: SINGLE LAYER OF 5/8" TYPE "X" DRYWALL FOR 1 HOUR FIRE RATING, 2 LAYERS FOR 2 HOUR

HW-D-0553 1 HR. CHASE WALL, PERPENDICULAR TO FLUTED DECK

*NOTE: SINGLE LAYER OF 5/8" TYPE "X" DRYWALL FOR 1 HOUR FIRE RATING, 2 LAYERS FOR 2 HOUR

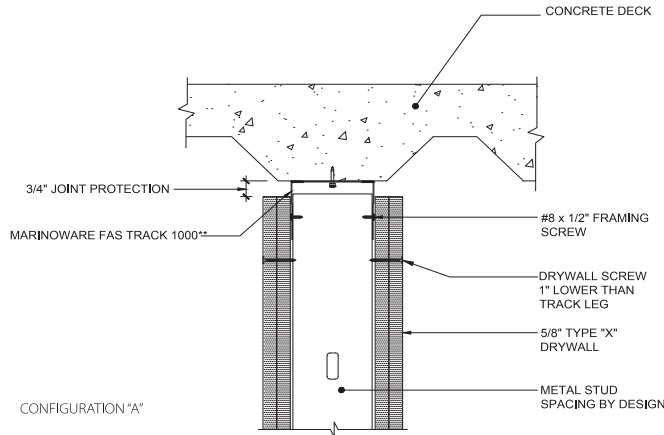
Always check UL Fire resistance directory for complete design requirements.

For more information, please contact MarinoWARE® Technical Services at 866.545.1545

This technical information reflects the most current information available and supersedes any and all previous publications effective

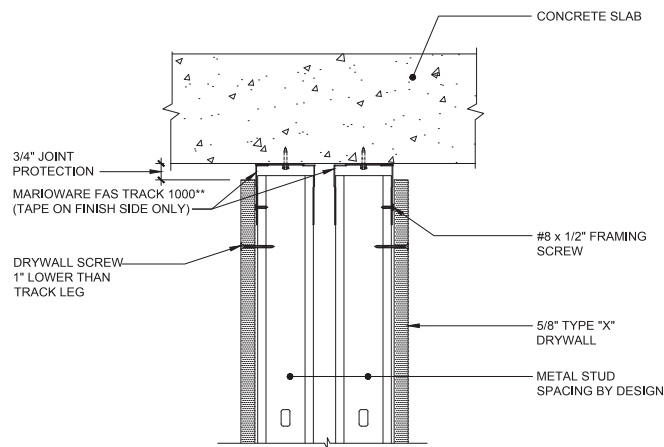
July 18, 2025 | MW_Firestop_Catalog | ©WARE Industries, Inc. 2025

HW-D-0620 2 HR. PARALLEL & DIRECTLY UNDER FLUTED DECK



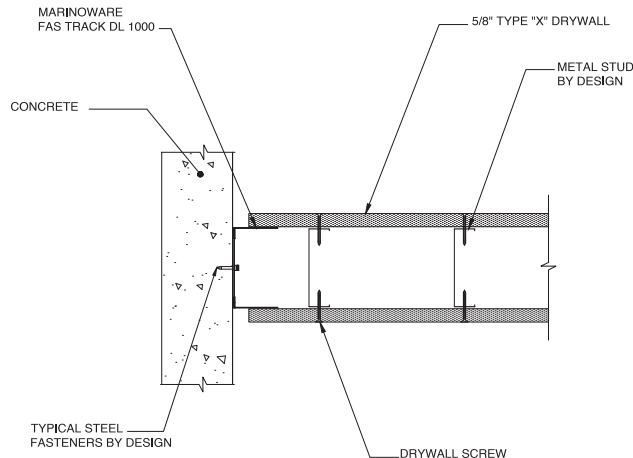
*NOTE: SINGLE LAYER OF 5/8" TYPE "X" DRYWALL FOR 1 HOUR FIRE RATING, 2 LAYERS FOR 2 HOUR

HW-D-0554 1 HR. STANDARD CHASE WALL, CONCRETE SLAB



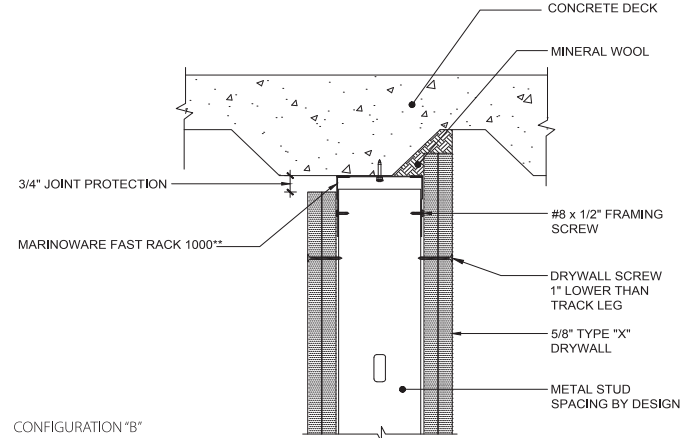
*NOTE: SINGLE LAYER OF 5/8" TYPE "X" DRYWALL FOR 1 HOUR FIRE RATING, 2 LAYERS FOR 2 HOUR

WW-D-0104 1 HR. VERTICAL TIE-IN TO CONCRETE SLAB



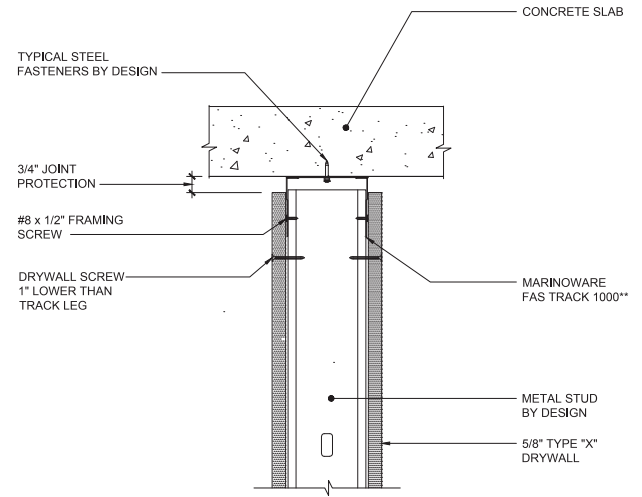
*NOTE: SINGLE LAYER OF 5/8" TYPE "X" DRYWALL FOR 1 HOUR FIRE RATING, 2 LAYERS FOR 2 HOUR

HW-D-0620 2 HR. PARALLEL & OFFSET UNDER FLUTED DECK



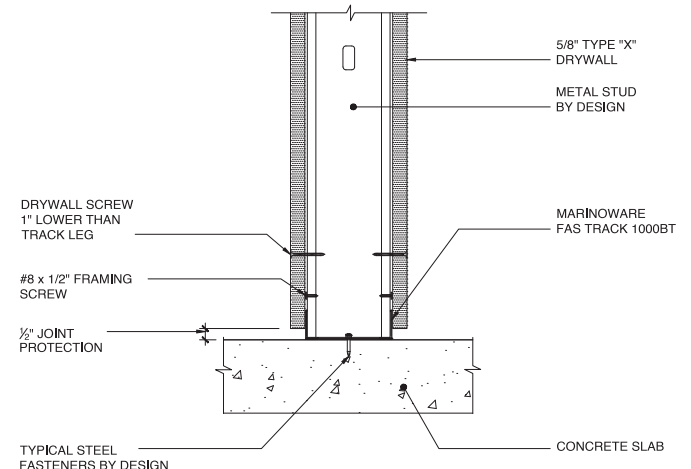
*NOTE: SINGLE LAYER OF 5/8" TYPE "X" DRYWALL FOR 1 HOUR FIRE RATING, 2 LAYERS FOR 2 HOUR

HW-D-0624 1 HR. CONCRETE SLAB-FLAT TAPE & JOINT COMPOUND



*NOTE: SINGLE LAYER OF 5/8" TYPE "X" DRYWALL FOR 1 HOUR FIRE RATING, 2 LAYERS FOR 2 HOUR

BW-S-0024 1 HR. BOTTOM WALL STATIC JOINT



*NOTE: SINGLE LAYER OF 5/8" TYPE "X" DRYWALL FOR 1 HOUR FIRE RATING, 2 LAYERS FOR 2 HOUR

** If the IBC requires UL-2079 5th edition, additional fill material may be needed in the deflection joint

Always check UL Fire resistance directory for complete design requirements.

For more information, please contact MarinoWARE® Technical Services at 866.545.1545

This technical information reflects the most current information available and supersedes any and all previous publications effective July 18, 2025 | MW_Firestop_Catalog | ©WARE Industries, Inc. 2025



FAS Track® BT 1000

Product Description

MarinoWARE FAS Track BT 1000 is a bottom track that offers fire and air (smoke) protection, eliminating the need for fire and sound sealant. The section is fabricated from hot-dipped galvanized steel complying with ASTM A653, and ASTM A1003 Grade 33 Type H for 33 ksi yield strength steel for 20 gauge (30 mils) with a minimum G40 coating complying with ASTM A924, and 18 gauge (43 mils) with a minimum G60 coating complying with ASTM A924; and Grade 50 Type H for 50 ksi yield strength steel for 54 mil (16 gauge) with a minimum G60 coating complying with ASTM A924

Steel Thickness

Thickness (mil.)	Design Thickness (in.) ¹	Minimum Thickness (in.) ^{1, 2}
30	0.0312	0.0296
43	0.0451	0.0428
54	0.0566	0.0538

Notes:

1. Uncoated steel thickness. Thickness is for carbon steel.

2. Minimum Thickness represents 95% of the design thickness and is the minimum acceptable thickness delivered to the job site, based on Section A3.4 of the AISI S100-2012

FAS Track BT 1000 (Bottom Track) Track Configurations:

"A" Track Member Width (in.)	Flange Size (in.)	Length (ft.)	"G" Steel Thickness mil (gauge)
2-1/2, 3-5/8, 4, 6	1-1/4	10	30,43,54 (20,18,16)

U.S. Patent 8,640,415 B2

ASTM & Code Standards

ASTM A653/653M, A924/924M, A1003/1003M, C645 & C754

ASTM E 1966: Standard Test Method of Fire Tests of Firestop Systems

UL 2079 Tests For Fire Resistance of Building joints, 5th Edition

ASTM E-119 Standard Test Methods for Fire Tests of Building Construction and Material

Sounds Tested in accordance with ASTM E90-09

Air leakage tests conducted for compliance with Section 713.6 of IBC and CBC

LEED v4 for Building and Design Construction

MR Prerequisite: Construction and Demolition Waste Management Planning

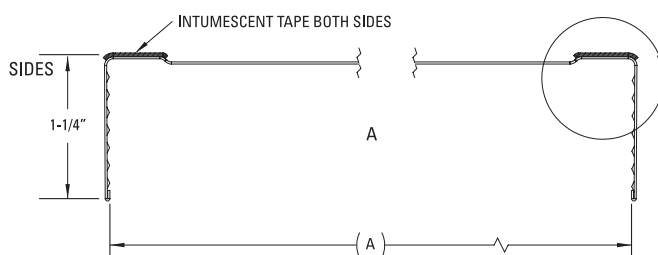
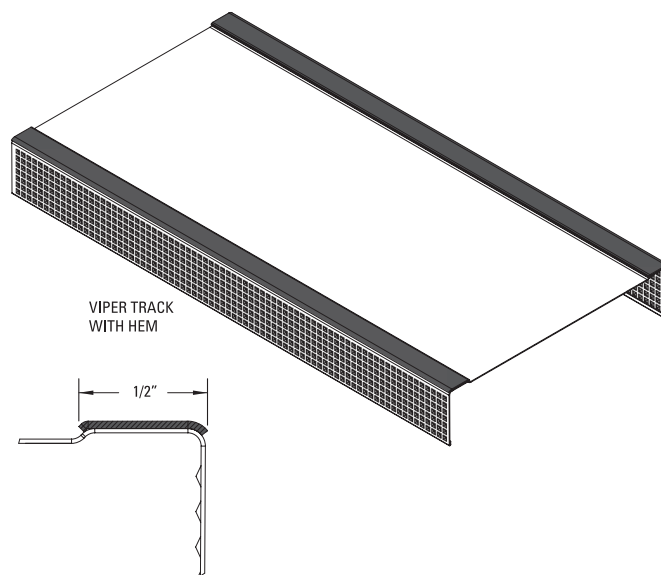
MR Credit: Construction and Demolition Waste Management

MR Credit: Building Product Disclosure and Optimization - Sourcing of Raw Materials, Option 2

MR Credit: Building Product Disclosure and Optimization - Environmental Product Declarations, Options 1 & 2

ME Credit: Building Product Disclosure and Optimization - Material Ingredients, Options 1

ME Credit: Building Life-Cycle Impact Reduction, Option 4



Always check UL Fire resistance directory for complete design requirements.

For more information, please contact MarinoWARE® Technical Services at 866.545.1545


This technical information reflects the most current information available and supersedes any and all previous publications effective

July 18, 2025 | MW_Firestop_Catalog I ©WARE Industries, Inc. 2025

Specialists in Cold-Formed Steel Framing, Fire, + Sound Solutions




SOUND GUARD® THE SILENT STEEL FRAMING SYSTEM



- Narrower allowable wall thicknesses with better or equal STC ratings
- Does not require additional bracing or resilient channel




Firestopping Fire Bead • Fire Gasket • HotRod XL



- Firestopping and sound control for building joints
- Innovative firestop devices for faster installation
- Prevents passage of fire, smoke and toxic fumes



StudRite® **JoistRite®**



- High strength-to-mass ratio
- Easy to handle, increasing safety
- Increased structural performance due to lip reinforced triangular cutouts and embossments
- Efficient design for installing mechanical, electrical, plumbing, and other trades



- Unsurpassed resistance against loads imposed by seismic activity, hurricane force winds, fire, mold, impact and blast, while actively reducing sound transmission



RC-MAX



- RC-MAX is manufactured from 0.0190" 50 KSI steel for additional strength
- Offers economical means for controlling sound transmission




ClipSource



- A comprehensive line of connectors for cold formed steel framing
- Designed to facilitate quicker, more cost-effective installation, while making proper attachment of cold formed steel members easier




GenieClip®



- Engineered for superior acoustical performance in reducing the transmission of airborne and impact sound through wall and floor/ceiling assemblies
- Easy and fast to install using standard steel furring channel



QuickFrame Rough Opening System



- Eliminates the need for multiple piece headers, jambs, and sills, reducing jobsite labor assembly time by up to 50%

YOUR SUCCESS DEPENDS ON QUALITY BUILDING PRODUCTS AND SO DOES OURS.

For over 30 years, Marino\WARE® has served our customers with top quality cold-formed steel framing products that deliver solutions to construction challenges.

We are committed to providing a superior customer experience through a vast selection of readily available products, innovative solutions that reduce construction costs, products designed to increase jobsite safety, a knowledgeable sales team, comprehensive technical support and services, an extensive distribution network, and prompt delivery.

Our best-in-class product development team delivers innovative solutions to installation and cost challenges with products designed to save time, labor, and materials. In addition, we utilize the latest in roll forming techniques, maintain the latest level of technology available to the steel framing industry, and strictly adhere to all ASTM specifications.

At Marino\WARE, excellence extends beyond our products. The Marino\WARE DesignGroup™ delivers comprehensive technical support and engineering services, including professionally engineered stamped shop drawings, design and installation guidance for all Marino\WARE products, and expert advice in structural, nonstructural, fire-rated, and acoustic assemblies.

Marino\WARE is 100% American-owned and operated. We take pride in creating local jobs, supporting local communities, and manufacturing products that reflect the uncompromising skill and ethics of our professional team. We operate state-of-the-art production facilities in New Jersey, Georgia, and Indiana, as well as a sales office in New York.

Visit MarinoWARE.com to experience our full line of innovative solutions.

For more information, please contact Marino\WARE® Technical Services at 866.545.1545

This technical information reflects the most current information available and supersedes any and all previous publications effective July 18, 2025 | MW_Firestop_Catalog I ©WARE Industries, Inc. 2025

Marino\WARE® operates state-of-the-art production facilities in New Jersey, Georgia, and Indiana, as well as a sales office in New York.

New Jersey Facility
400 Metuchen Road
South Plainfield, NJ 07080
800.627.4661
908.757.9000
Fax: 908.412.1442

Georgia Facility
777 Greenbelt Parkway
Griffin, GA 30223
800.504.8199
678.688.1312
Fax: 678.688.1379

Indiana Facility
4245 Railroad Avenue
East Chicago, IN 46312
866.636.6002
219.378.7100
Fax: 219.378.7106

New York Sales Office
51 John St. Ste. 1
Babylon, NY 11702
800.627.4667
631.691.2200
Fax: 631.691.1492

Marino\WARE® DesignGroup™
100 Hendrick Drive, Suite 200
McDonough, GA 30253
866.545.1545
678.688.7780
Fax: 770.507.2605