

Design/System/Construction/Assembly Usage Disclaimer

- Authorities Having Jurisdiction should be consulted in all cases as to the particular requirements covering the installation and use of UL Certified products, equipment, system, devices, and materials.
- Authorities Having Jurisdiction should be consulted before construction.
- Fire resistance assemblies and products are developed by the design submitter and have been investigated by UL for compliance with applicable requirements. The published information cannot always address every construction nuance encountered in the field.
- When field issues arise, it is recommended the first contact for assistance be the technical service staff provided by the product manufacturer noted for the design. Users of fire resistance assemblies are advised to consult the general Guide Information for each product category and each group of assemblies. The Guide Information includes specifics concerning alternate materials and alternate methods of construction.
- Only products which bear UL's Mark are considered Certified.

BXUV - Fire Resistance Ratings - ANSI/UL 263 Certified for United States

BXUV7 - Fire Resistance Ratings - CAN/ULC-S101 Certified for Canada

See General Information for Fire-resistance Ratings - ANSI/UL 263 Certified for United States Design Criteria and Allowable Variances


See General Information for Fire Resistance Ratings - CAN/ULC-S101 Certified for Canada Design Criteria and Allowable Variances

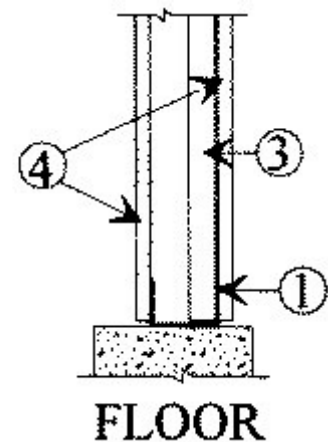
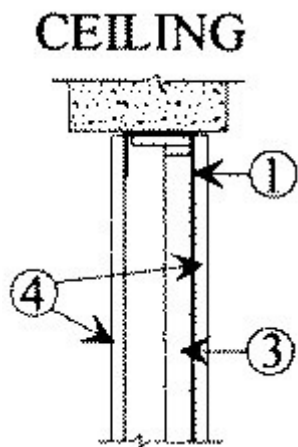
## Design No. U498

August 4, 2023

### Nonbearing Wall Rating — 2 Hr

\* Indicates such products shall bear the UL or cUL Certification Mark for jurisdictions employing the UL or cUL Certification (such as Canada), respectively.





1. **Channel Track** — "J" shaped channel, 2-1/2 in. wide with unequal legs of 1 in. and 2 in., fabricated from 25 MSG galv steel channel attached to structural supports with steel fasteners located not greater than 2 in. from ends and not greater than 24 in. OC.

2. **Steel Studs** — "I" shaped studs, min 2-1/2 in. deep by 1-1/2 in. wide, fabricated from min 25 MSG galv steel, spaced 24 in. OC. Vertically restrained walls require studs to be cut 1/2 in. less than floor to ceiling height.

2A. **Steel Studs** — (Not Shown) — "C-H" -shaped studs, min 2-1/2 in. deep by 1-1/2 in. wide, fabricated from min 25 MSG galv steel, spaced 24 in. OC. Vertically restrained walls require studs to be cut 1/2 in. less than floor to ceiling height.

2B. **Steel Studs** — (Not Shown) — "C-T" -shaped studs, min 2-1/2 in. deep by 1-1/2 in. wide, fabricated from min 25 MSG galv steel, spaced 24 in. OC. Vertically restrained walls require studs to be cut 1/2 in. less than floor to ceiling height.

2C. **Furring Channels** — (Optional, not shown) - Resilient furring channels fabricated from min. 25 MSG corrosion protected steel, installed horizontally, and spaced vertically a max. 24 in. OC. Flange portion of channel attached to each intersecting stud on side of stud opposite the

3. **Gypsum Board\*** — 1 in. thick gypsum wallboard liner panels, supplied in nominal 24 in. widths. Vertical edges inserted in "I" studs. Free edge of end panels attached to long leg of channel track with 1-5/16 in. long Type S self-drilling, self-tapping bugle head steel screws spaced 1 in. from both ends.

**NATIONAL GYPSUM CO** — Types FSW , FSW-B, FSW-7, FSW-9

4. **Gypsum Board\*** — 1/2 in. thick, 4 ft wide applied either horizontally or vertically and attached to studs and runners with 1 in. long Type S steel screws spaced 12 in. OC. When Furring Channels (Item 2C) are used, gypsum board attached vertically to furring channels with 1 in. long Type S steel screws spaced 12 in. OC. Outer layer joints covered with paper tape and joint compound. Exposed screw heads covered with joint compound.

When used in widths other than 48 in., gypsum board to be installed horizontally.

**NATIONAL GYPSUM CO** — Types eXP-C, FSK-C, FSW-G, FSW-C, FSMR-C.

4A. **Gypsum Board\*** — (As an alternate to Item 4) — 5/8 in. thick. Installed as described in Item 4.

**NATIONAL GYPSUM CO** — Types eXP-C, FSMR-C, FSK, FSK-C, FSK-G, FSL, FSW-C, FSW-G, FSW, FSW-3, FSW-5, FSW-6, FSW-8

4B **Gypsum Board\*** — (As an alternate to Items 4 and 4A) — Nominal 5/8 in. thick, 4 ft wide panels, applied vertically only and secured as described in Item 4.

**NATIONAL GYPSUM CO** — Type SBWB

5. **Batts and Blankets\*** — (Optional) — Mineral wool or glass fiber batts partially or completely filling stud cavity. Any mineral wool or glass fiber batt bearing the UL Classification Marking as to Fire Resistance. See Batts and blankets (BZJZ)Category For Names of Classified Companies.

5A. **Fiber, Sprayed\*** — As an alternate to Batts and Blankets (Item 5) — (100% Borate Formulation) — Spray applied cellulose material. The fiber is applied with water to completely fill the enclosed cavity in accordance with the application instructions supplied with the

product with a nominal dry density of 2.7 lb/ft<sup>3</sup>. Alternate Application Method: The fiber is applied without water or adhesive at a nominal dry density of 3.5 lb/ft<sup>3</sup>, in accordance with the application instructions supplied with the product.

**Applegate Greenfiber Acquisition LLC** — Insulmax and SANCTUARY for use with wet or dry application.

**5B. Fiber, Sprayed\*** — As an alternate to Batts and Blankets (Item 5) and Item 5A - Spray applied cellulose insulation material. The fiber is applied with water to interior surfaces in accordance with the application instructions supplied with the product. Applied to completely fill the enclosed cavity. Minimum dry density of 4.3 pounds per cubic ft.

**NU-WOOL CO INC** — Cellulose Insulation

**5C. Fiber, Sprayed\*** — As an alternate to Batts and Blankets (Item 5) - Spray applied cellulose fiber. The fiber is applied with water to completely fill the enclosed cavity in accordance with the application instructions supplied with the product. The minimum dry density shall be 4.30 lbs/ft<sup>3</sup>.

**INTERNATIONAL CELLULOSE CORP** — Celbar-RL

**\* Indicates such products shall bear the UL or cUL Certification Mark for jurisdictions employing the UL or cUL Certification (such as Canada), respectively.**

Last Updated on 2023-08-04

---

The appearance of a company's name or product in this database does not in itself assure that products so identified have been manufactured under UL Solutions' Follow - Up Service. Only those products bearing the UL Mark should be considered to be Certified and covered under UL Solutions' Follow - Up Service. Always look for the Mark on the product.

UL Solutions permits the reproduction of the material contained in Product iQ subject to the following conditions: 1. The Guide Information, Assemblies, Constructions, Designs, Systems, and/or Certifications (files) must be presented in their entirety and in a non-misleading manner, without any manipulation of the data (or drawings). 2. The statement "Reprinted from Product iQ with permission from UL Solutions" must appear adjacent to the extracted material. In addition, the reprinted material must include a copyright notice in the following format: "©2024 UL LLC."