

COLD ROLLED CHANNEL

USE: Mechanical bridging for studs and applications involving metal lath and plaster.

AVAILABLE DEPTHS:

3/4", 1-1/2"

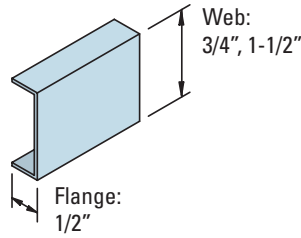
AVAILABLE GAUGES:

16 gauge

STOCK LENGTHS:

10 & 16 Ft.

Other lengths available upon request.



UTILITY ANGLE

USE: For miscellaneous attachments of intersecting framing components and right angle corner enclosures at lapped framing conditions.

AVAILABLE SIZES (in):

1-1/2 x 1-1/2, 2 x 2, 3 x 3, 4 x 4, 5 x 5, 6 x 6

GAUGES:

25, 22, 20, 18, 16, 14 & 12

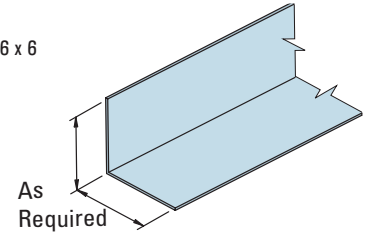
PACKAGING:

Varies

STOCK LENGTHS:

10 Ft.

Other lengths and gauges available upon request.



Z-FURRING CHANNEL

USE: For attachment of rigid insulation and wallboard to masonry walls.

AVAILABLE DEPTHS:

1", 1-1/2", & 2", 3"

AVAILABLE GAUGES:

25, 20, 18, 16, 14 & 12 gauge

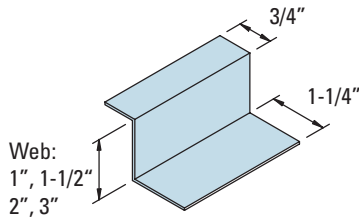
PACKAGING:

500 pieces per skid

STOCK LENGTHS:

10 Ft., 12 Ft.

Other lengths available upon request.



FLAT STRAPS

USE: Tension component. Backing plates for wall mounted fixtures, railings, Stud bridging, etc.

AVAILABLE SIZES:

1-1/2" to 12"

GAUGES:

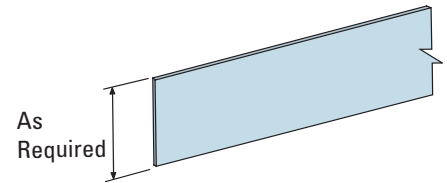
25, 22, 20, 18, 16, 14 & 12

STOCK LENGTHS: 10 Ft.

Other lengths available

by special order

Product furnished decoiled.



METAL BEADS & TRIM

ASTM A653, ASTM A1003, ASTM C1047

1/2" & 5/8" U TRIM



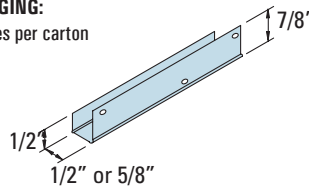
USE: Channel type trim that provides a protective edge for wallboard where wall openings or where the board terminates to other surfaces. The nailing flange is knurled to improve adherence of coatings.

STOCK LENGTHS:


10 Ft.

PACKAGING:

50 pieces per carton



1/2" & 5/8" L TRIM



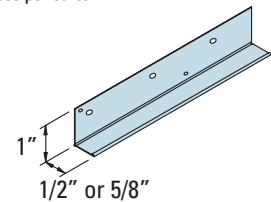
USE: Angle type drywall trim used as a finished edge after the wallboard has been attached.

STOCK LENGTHS:


10 Ft.

PACKAGING:

50 pieces per carton



1/2" & 5/8" J TRIM



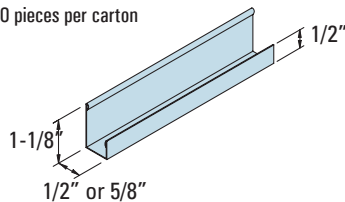
USE: Channel type trim that provides a protective edge for wallboard where finish spackling is not required.

STOCK LENGTHS:


10 Ft.

PACKAGING:

50 pieces per carton



1 1/4" CORNER BEAD



USE: Reinforcement for outside corners of gypsum wallboard partitions.

STOCK LENGTHS & PACKAGING:

6 Ft. 10 in 75 pieces per carton

8 Ft. 63 pieces per carton

9 Ft. 56 pieces per carton

10 Ft. 50 pieces per carton

12 Ft. 42 pieces per carton

NOTE: Available in shiny or dull finish and 120°

