

# FRP PANELS

*Innovative Durability for Secondary Spaces*



Induro™ FRP • Artizan™ FRP • Symmetrix™ FRP

Envue™ FRP • Laminated FRP • Standard FRP





# Secondary Spaces

## *Markets Served*

Healthcare Facilities  
Schools & Universities  
Restaurants  
Hotels & Casinos  
Houses of Worship

Transportation Terminals  
Office & Residential Buildings  
Fitness Centers & Spas  
Grocery, Convenience & Drug Stores  
Government Buildings

# Walls That *work*

*Secondary Spaces:* Dining rooms, patient rooms, fitness areas, kitchens, restrooms, merchandising displays, service counters

Functional  
Easy to Clean  
Safe  
Secure  
Protective  
Useful





# Marlite FRP


Once considered bland and boring, Marlite now offers the industry's most innovative FRP products. Marlite FRP (fiberglass reinforced plastic) wall panels provide ultimate durability, satisfying the most stringent demands. Marlite FRP is tough, water-resistant, economical to install and easy to maintain. Only Marlite allows you to design beautiful, affordable interiors for high wear spaces. Once limited to kitchens and restrooms, these products enhance classrooms, hospital rooms, waiting rooms, offices, hallways, corridors, dining rooms and recreational areas – virtually any space within commercial interiors.

---




## Induro™ FRP

Unmatched durability in a wide array of attractive laminate finishes. See pages 6 and 7



## Artizan™ FRP

Unique surface technology offers exceptional wood grain and abstract patterns. See pages 8 and 9



## Symmetrix™ FRP

Precision grid score lines provide the look of tile without the installation and maintenance difficulties. See pages 10 and 11



## Envue™ FRP

Create dramatic photo or graphic mural walls.  
See page 12



## Laminated FRP

Install directly to studs and add structural rigidity with FRP laminated to plywood or gypsum. See page 13



## Standard FRP

Classic colors on smooth or pebble textured surfaces. See pages 14 and 15



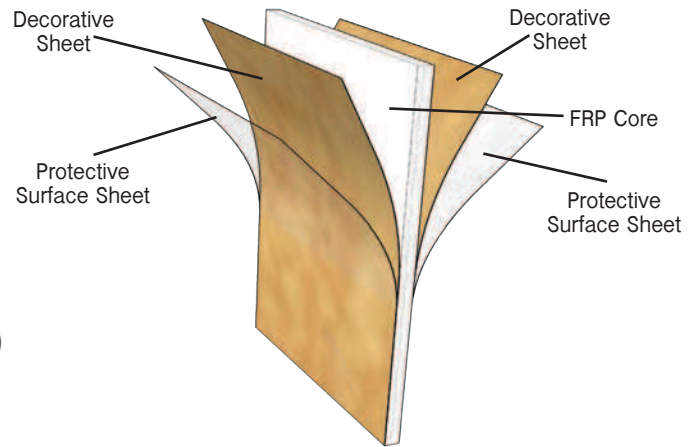
# Induro™ FRP

The ultimate in wall protection, Induro Decorative Laminate FRP is an exceptionally wear resistant panel created through an exclusive process of thermally bonding melamine impregnated surfacing materials directly to the FRP core. Designed to match and coordinate with popular high pressure laminates (HPL), the panels are available in a wide array of woodgrains, solid colors and abstract prints.

## Features and Benefits

- Offers the same outstanding durability as HPL.
- Possesses the same impact and moisture resistant properties as FRP.
- Balanced for panel integrity.
- Coordinates beautifully with HPL tabletops and case goods.
- Class A and Class C fire-ratings.
- The easiest, most affordable way of applying laminate to walls.

## Exclusive Panel Construction



Panel Dimensions – 47 1/2" x 95 1/2" x 3/32" (nominal)

## Impact Test

ASTM D5420-04 product on 1/2" Drywall



Rigid plastic wall panel - complete structural failure.



Induro™ FRP wall panel - nominal damage.



## Induro Finish Options

### Faux Woodgrains



7925 Monticello  
Maple



7061 Natural Pear



FP610 Hard Rock  
Maple



7922 Brighton  
Walnut




7924 Biltmore  
Cherry



7939 Blonde Echo

### Abstract Patterns



4143 Neutral Glace



4746 Woolamai  
Brush



FP612 Graphic  
Spectrum



4810 Titanium



4893 Tumbled  
Mosaic



4873 Western  
Bronze




4878 Pewter Mesh




4745 Maroochy  
Brush

### Solid Colors



D354 Designer White



D381 Fashion Grey



Induro FRP can be special ordered in laminate finishes from WilsonArt, Nevamar, Pionite and Arborite.




# Artizan™ FRP

Artizan special formula FRP has a richly detailed and easy-to-maintain surface that is more economical than decorative laminates. The base coat, precision and print coats and melamine topcoats are applied to create a tough, durable finish.

## Features and Benefits

- Replaces bland walls with exciting ambience.
- Resists impact, stains, bacteria, mold and mildew and won't crack.
- Costs less installed than most ceramic tile, HPL or vinyl materials.
- Wipes clean easily with standard cleaning solutions.
- Meets USDA/FSIS requirements.
- Available in Class III/C and Class I/A Fire-rating.

Panel Dimensions – 4' x 8' x 3/32" (nominal)



For Artizan FRP, create your own Marlite finish by providing a pattern swatch.





# Artizan FRP Finish Options

## Faux Woodgrains



148 Monticello Anigre



310 Sierra Maple




715 Mahogany



5408 Monterey Sand



5409 Townsend



5340 Sorrel



5341 Isabelline



5342 Grullo



5343 Cremello

## Abstract Patterns



194 Cody




209 Adara




211 Grizel

## Stone Grid - Smooth Finish FRP Panels



181-G1212 Dusk  
(12x12 1/4" score)



182-G1212 Oxide  
(12x12 1/4" score)




5415-G88 Coronado  
(8x8 1/4" score)



5416-G88 Catalina  
(8x8 1/4" score)

## Stone Grid - Textured Finish FRP Panels




T936-G44 Milan  
(4x4 1/8" score)



T938-G44 Tuscany  
(4x4 1/8" score)



T938-G88 Tuscany  
(8x8 1/4" score)



T939-G44 Verona  
(4x4 1/8" score)



T939-G88 Verona  
(8x8 1/4" score)



T5413-G1212 Genoa  
(12x12 1/4" score)




T5417-G88 Salerno  
(8x8 1/4" score)



5348-G1212 Oyster  
(12x12 1/4" score)



5349-G1212 Amanita  
(12x12 1/4" score)



5350-G1212 Portabello  
(12x12 1/4" score)

# Symmetrix™ FRP

Symmetrix scored FRP Panels with Sani-Coat provide a superior visual appearance over ceramic tile at minimal cost and without the installation and maintenance difficulties. Choose from an array of colors, patterns and scoring options to create a multitude of designs.

## Features and Benefits

- Resists staining, scratching, mold and mildew and won't crack or deteriorate like ceramic tile grout lines.
- Provides outstanding impact resistance due to fiberglass core.
- Costs less installed than most ceramic tile.
- Wipes clean easily with standard cleaning solutions.
- Meets USDA/FSIS requirements.
- Available in Class III/C Fire-rating.



Panel Dimensions – 4' x 8' x 3/32"  
4' x 10' x 3/32" (select finishes)

## Coated Groove Advantage


Marlite's Innovative Sani-Coat topcoat seals the groove of each Symmetrix panel offering several advantages over ceramic tile grout lines.

- Protects against mold and mildew growth.
- Is easy to clean, requiring no brushing or scrubbing.
- Won't deteriorate due to moisture or dirt.
- Possesses the same outstanding stain resistance as the panel face.
- Won't crack.

Meets ASTM D3273-94, D3274-95



Ceramic Tile  
5X Magnification



Symmetrix FRP  
5X Magnification



# Symmetrix FRP Finish Options


## Checkerboard & Accents




C 150 G44  
White with Black



C 151 G44  
White with Everglade



C 153 G44  
White with Periwinkle



C 105 G44  
Black



C 131 G44  
Everglade




C 133 G44  
Periwinkle


## Classic Colors




C 100-G44 White\*  
C100-G66 White



C 118-G44 Almond\*



C 140-G44 Ivory



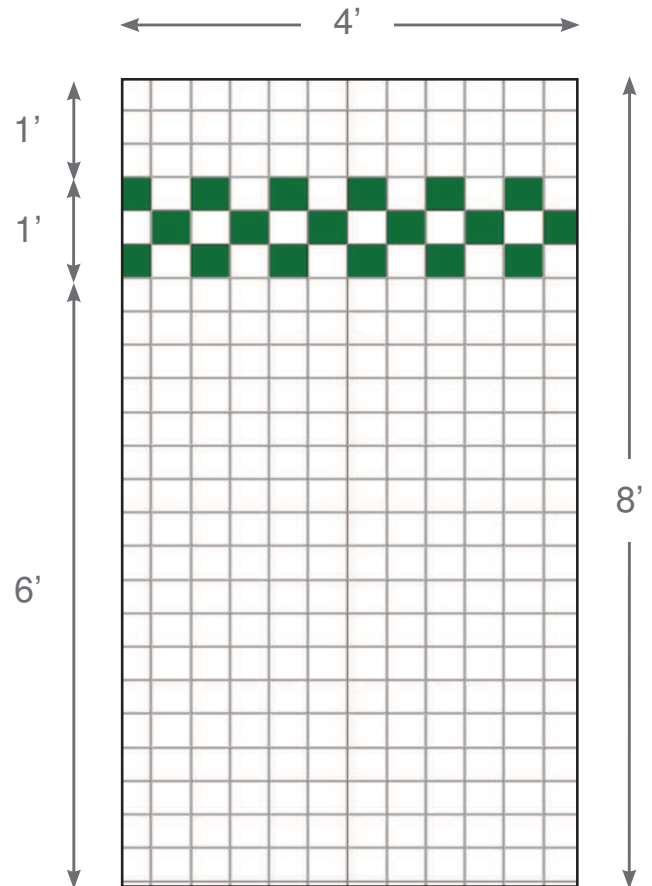
C 145-G44 Silver

\*Available in 4' x 10' x 3/32"

## Subway Tile



C 100-G63 White



Full panel Checkerboard, nominal sizes.  
Other pattern configurations available.

# Envue™ FRP

Design hi-res mural walls that create a stunning visual effect – on a tough, sanitary surface. Envue FRP wall panels provide optimum graphic reproduction, protected by Marlite's Sani-Coat sealer. Installed panels are resistant to moisture, stains, mold and mildew – and are easily wiped clean.

## *Features and Benefits*

- Offers feature wall appeal for high wear spaces.
- Resists impact, stains, bacteria, mold and mildew, and won't crack.
- Costs less installed than custom-printed HPL and vinyl wall coverings.
- Wipes clean easily with standard cleaning solutions.
- Meets USDA/FSIS requirements.
- Available in Class III/C and Class I/A Fire-rating.

Panel Dimensions – up to 4' x 10' x 3/32" (nominal)

## *Create Graphics with Ease*

Creating a stunning custom graphic wall has never been easier. Simply provide high resolution art, and Marlite will bring it to life. Photographs, logos, artwork or abstract patterns – from subtle accents to breathtaking graphics large enough to cover an entire wall – Marlite delivers.





# Laminated FRP

Laminated FRP is a durable, fiberglass sheet factory laminated to a gypsum or plywood core for enhanced structural rigidity. Laminated FRP is ideal for new construction of walls, ceilings or partitions. They easily install directly to studs, ceiling joists, furring strips or solid surfaces.

## Features and Benefits

- USDA, FDA and Agriculture Canada certified.
- Wood substrate for structural strength rigidity.
- Resists moisture, stains, odors, chemicals, impact and scratches.
- Cleans easily with steam, high pressure sprayers or soap/water.
- Class A or Class C fire-rating available.
- Available in a wide variety of custom colors, sizes and other substrates.
- Meets ASTM D-5319 Standard Specification for Glass-Fiber Reinforced Polyester Wall & Ceiling Panels.

### Panel Dimensions

3/8" Fir Exterior Plywood/White FRP

4' x 8'

5/8" Fire-Rated Gypsum/White FRP


4' x 8'

### Fire-Rating

Class A


Class C

### Pebbled Surface




P 100 White  
P 100 White Class A

### Smooth Surface



S 100 S/2/S White

Other colors are available by request. Minimum orders and lead times apply.



# Standard FRP

Standard FRP is available in textured and smooth surfaces that provide excellent durability in high wear spaces. It is tough, water-resistant, economical to install and easy to maintain. Standard FRP is GREENGUARD Children & Schools Certified for low chemical emissions.



## Features and Benefits

- Resists stains, chemicals, scratches and abrasions and possesses high impact strength.
- Resistant to moisture, making the panel ideal for wet environments and does not support the growth of mold or mildew.
- Costs less installed than most other high impact products.
- Wipes clean easily with standard cleaning solutions.
- Meets USDA/FSIS requirements.
- Approved by Canadian Food Inspection Agency and Agriculture Canada.
- Available in Class III/C and Class I/A Fire-rating.

### Panel Dimensions

- 4' x 8' x 3/32"
- 4' x 9' x 3/32" (select finishes)
- 4' x 10' x 3/32"
- 4' x 12' x 3/32" (select finishes)

### FRP Ceiling Panels

#### FRP P100CP White

- Fire Rating - Class C, Class A
- Size - 2' x 4' x .090
- 2' x 2' x .090

#### FRP P100CP w/ Gypsum


- Fire Rating - Class A
- Size - 2' x 4' x 23/32"\*
- \*.090 FRP Laminated to 5/8" Fire Rated Gypsum



## Standard FRP Finish Options

### Pebbled Surface


Dimensions – 4' x 8' x 3/32"  
 4' x 10' x 3/32"  
 \*Also available in 4' x 9' x 3/32"



P 100 White\*  
 P 100 White Class A\*



P 118 Natural Almond\*  
 P118 Nat. Almond Class A




P 145 Silver\*  
 P 145 Silver Class A




P 199 Bright White\*  
 P 199 Bright White Class A




P 106 Beige  
 P 106 Beige Class A




P 140 Ivory\*  
 P 140 Ivory Class A




P 151 Light Grey\*  
 P 151 Light Grey Class A



P 807 Black



P 400N Red




P 410N Brown




P 420N Blue



P 430N Medium Gray



P 440N Biscuit



P 460N Maroon




P 470N Dark Gray




P 460N Light Yellow

### Smooth Surface

Dimensions – 4' x 8' x 3/32"  
 4' x 10' x 3/32"



S 100 S/2/S White



S 100G White



S 118G Almond



S 490N Smooth Light Gray



FRP

# Trim Options

## Aluminum Trim


- Length - 8'
- Colors - As specified with FRP
- Material - Extruded aluminum with durable finish

## Designer Trim


Available in Clear Satin Anodized or Harmonizing color



Ribbed A566



Radius A567



Square Channel  
A568

## Harmonizing Trim

Durable painted aluminum trim molding harmonizes with any FRP finish.



Inside Corner A551



Outside Corner A560




Division A565




Edge A570

## Anodized Trim


Satin, Bright Satin or Black Satin Anodized aluminum trim molding for use with any FRP finish.



Inside Corner A550



Outside Corner A560



Division A565



Edge A570



## PVC Trim

Length – 8' and 10'

Colors – Standard FRP colors- white, beige, natural almond, ivory, silver, light grey, black

Material – Extruded PVC with integral color



M350 Inside Corner



M360 Outside Corner



M365 Division



M370 Edge



V177 135° Inside  
Corner



V179 135° Outside  
Corner



V65 Base Cove 3"



## Base Molding and Corner Guards



M612 Base

### Base Molding

Length - 4" wide x 10' long

Colors - P200 Black, P203 Quarry Red

Material - Rigid Extruded PVC




M 651 Inside Corner



M 660 Outside Corner



End Caps  
M 625 RH End Cap  
M 620 LH End Cap



Butt Joint  
Connector  
Included with Base  
Molding Strips



M 961  
PVC Outside  
Corner Guard

### Corner Guard

Length - 8' and 10' long

Material - Stainless Steel or Rigid Extruded PVC

Colors - Most standard Marlite FRP colors-White, Natural  
Almond, Ivory\*, Silver\*, Light Grey\*

\*Denotes 10' length only



F 560SS Stainless  
Corner Guard








# Custom FRP Capabilities

Marlite's custom FRP capabilities are virtually limitless. Contact us today to learn how we can deliver superior durability and the exact aesthetic you envision.

## Custom Finishes



For Induro FRP, select from an array of laminates from any major brand.



For Artizan FRP, create your own Marlite finish by providing a pattern swatch.



For Symmetrix FRP, select any solid color, from Lime Green to Raspberry Red.

(Minimum order quantities and other terms may apply.)

## Strata Patterns

(Only for use with Artizan FRP and Symmetrix FRP.)

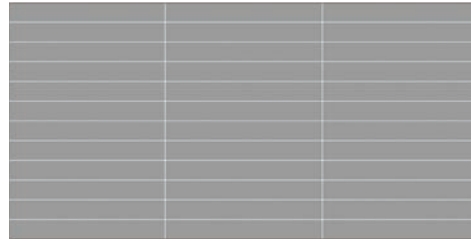
### Running Bond Pattern:

Each block segment - 48" w x 4" h



### Stacked Pattern:

Each block segment - 32" w x 4" h



## Custom Grooves

Feature large grids, small grids, rectangles, brick patterns, diamonds, even company logos and intricate designs.



# Installation

FRP panels install easily and in a fraction of the installation time of ceramic tile. Installation varies depending on FRP type. Contact Marlite or visit [www.marlite.com](http://www.marlite.com) for specific installation instructions.

**Adhesives**

- C915 Adhesive..... 3.5 gallon can
- Adv Polymer Panel Adhesive ..... 3.5 gallon can
- C-551 Adhesive ..... 3.5 gallon can

**Sealants**

- MS-250 Clear ..... 10 oz. cartridge
- MS-251 White..... 10 oz. cartridge
- Color Matched ..... 10 oz. cartridge

Trowel ..... 3/16" W x 1/4" D x 1/2" C-C notch



FRP panels can be easily cut with shears or a carbide tip saw.




Apply Marlite Brand Adhesive to the back of panels and apply them to a subwall.



**Seam Joint Installation**



Place a 6 penny spacing nail between panels.




After adhesive dries one hour, remove nail and protect face with tape.



Place a bead of harmonizing sealant in the gap.



Using your finger, place a slight indentation in the gap.



Remove tape to reveal a grooved and matched seam joint.

Marlite offers other dynamic products for commercial interiors. Please visit [www.marlite.com](http://www.marlite.com) for more details.


# Walls That *welcome*



*Primary Spaces:* Atriums, lobbies, main corridors, executive suites, conference rooms, offices

Surface Systems®  
Modules™  
Sieva™

# Walls That *wow*



*Feature Walls:* Focal areas and special accent walls. Perfect for branding.

Myriad™  
Volta™  
Volta Flex™

# Walls That *work*



*Secondary Spaces:* Dining rooms, patient rooms, gymnasiums, kitchens, restrooms

Induro FRP  
Artizan FRP  
Symmetrix FRP  
Envue FRP  
Standard FRP

Plank and Panels  
Slatwall  
Slatwall EQ  
Laminated FRP





Dover, Ohio 44622  
[www.marlite.com](http://www.marlite.com)

Ph: 800.377.1221  
[info@marlite.com](mailto:info@marlite.com)

Form No. FR30-11151

Effective Date: 4/19/17

Printed in USA

Marlite is committed to protecting our environment and sustaining resources for future generations.

Printed on Recycled Paper