



From Front-of-House to Back, Marlite FRP.

Artizan™ Digitally Printed FRP • Symmetrix™ SmartSeam FRP • Standard FRP

Unlock every wall's potential with Marlite® FRP.

What is FRP? FRP stands for Fiberglass Reinforced Plastic. But it also stands for tremendous design flexibility, ease of installation, and serious resilience.

Marlite FRP is one of the most specified and innovative interior wall panels in the world, expanding from a no-frills back-of-house wall surface into a stunning front-of-house showpiece.



Artizan™ Digitally Printed FRP



Symmetrix™ SmartSeam FRP



Standard FRP

Marlite FRP Can Be Anything.



Perimeters



Innovative Shapes



Branding




Headwalls



Colorful Tile



Inspiration



Large Tiles




School Pride



Subway Tile



Replicated Materials



Wayfinding



Wall Protection

Artizan™ Digitally Printed FRP

Digitally printed FRP panels with a water-based, low temperature UV cured topcoat.

Panel Specifications: (Nominal Panel Sizes)

4' x 8' x 3/32"

4' x 10' x 3/32"

Fire Ratings:

Class III/C

Class I/A

Meets USDA/FSIS requirements

Areas of Use:

Branding, graphics and **murals** in lobbies, focal walls, and wayfinding

Realistic natural textures for **wall protection** in corridors and high traffic spaces

Branding/Graphics



Wall Protection



Unlimited Design Freedom

No minimum order quantity, easy customization process.



Choose from hundreds in our online gallery.



Upload an image.



Send something to be scanned.

Vibrant Resolution

Water based ink, 80,000 print nozzles, and up to 600 DPI.



Sani-coat Sealer

Added for durability and easy to clean surface.




Joinery Options

Panel-to-panel joinery or division trim application.



Without division trim



With division trim

Symmetrix™ SmartSeam FRP

Smooth FRP panels physically grooved with CNC equipment to closely emulate the look and depth of ceramic tile.

Panel Specifications: (Nominal Panel Sizes)

4' x 4' x 3/32"

4' x 5' x 3/32"


5' x 3' x 3/32"

4' x 8' x 3/32"

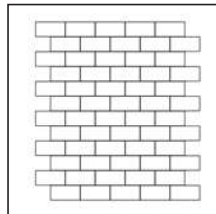


Tile Configurations:

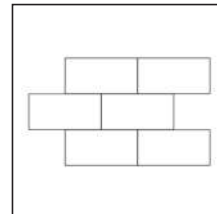
Horizontal



6" x 3" Tile Configuration




8" x 4" Tile Configuration




24" x 12" Tile Configuration

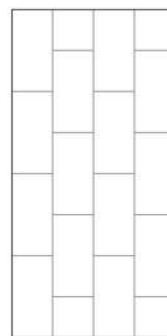
Vertical



3" x 6" Tile Configuration



4" x 8" Tile Configuration



12" x 24" Tile Configuration

Visit marlite.com for more patterns and tile configurations.

Fire Rating:

Class II/B

Class I/A

Meets USDA/FSIS requirements

Areas of Use:

Better alternative to ceramic wall tile in restrooms, service areas, beverage counters, and accents


SmartSeam Technology

No division trim is required.



Universal Tile Patterns

Available in five standard color combinations in white, black, and grey and five tile patterns.



Innovative Tile Patterns

Innovative patterns are difficult to achieve using real tile, but with SmartSeam technology, intricate design is as easy as installing a standard FRP panel.



Sherwin-Williams Color

Over 7,000 colors available.



Digitally Printed

Reproduce natural surfaces, prints, & graphics.



Standard FRP

Pebbled texture and smooth color through FRP panels.

Panel Specifications: (Nominal Panel Sizes)

4' x 8' x 3/32"

4' x 9' x 3/32"

4' x 10' x 3/32"

4' x 12' x 3/32"

Fire Rating:

Class III/C

Class I/A

Meets USDA/FSIS requirements

GREENGUARD Certified

Areas of Use:

Non-public areas, kitchens, storage rooms



Pebbled FRP



Smooth FRP



Trim Options

Available in Anodized Aluminum and PVC.



Adhesive Options

C551



For use with FRP panels over porous subwalls such as unfinished drywall and plywood.

Advanced Polymer



For use with FRP panels over non-porous surfaces such as ceramic tile and moisture resistant drywall.

Marlite FRP Covers Anything.

Dated Tile



Old/Damaged Tile



Ugly Tile



Old/New Drywall



Block Wall




Mistakes



FRP is quick and easy to install.

FRP's most versatile feature is its ability to be installed directly over a wide variety of substrates, including ceramic tile, block wall, and other materials. Quickly and easily cover those ugly, damaged, and outdated wall surfaces without the costly and time-consuming demolition, repair, or replacement. Installation is a matter of a few hours, not days.

FRP is a great choice for new builds too, providing upfront value without compromising performance or appearance.



Symmetrix vs. Ceramic Tile (New Construction)

Project Cost Savings:
\$5.00 Sq/Ft

Project Time Saving:
2 vs 8.5 Days

Bringing in Revenue:
6 Days Faster

Symmetrix vs. Ceramic Tile (Cover Existing Tile vs Demolition)

Project Cost Savings:
\$17.00 Sq/Ft

Project Time Saving:
2 vs 17 Days

Bringing in Revenue:
15 Days Faster

*Data is based on 1,000 sq/ft project
in Northeast Ohio.*



Marlite FRP

Stands Up to Anything.



Stain Resistant



Impact Resistant



Moisture & Mold/Mildew
Resistant



Scratch Resistant


Ceramic tile grout stains.



Sani-coat sealer makes FRP surfaces
easy to clean.



Ceramic tile cracks easily.



FRP's fiberglass core makes it
impact resistant.





Before



After

Symmetrix SmartSeam FRP - Rectangle White/Grey



Before



After

Artizan Digitally Printed FRP - Mural



Before




After

Symmetrix SmartSeam FRP - Subway White/Black



Before



After

Artizan Digitally Printed FRP - Natural Materials



www.marlite.com
800.377.1221
1 Marlite Drive, Dover, Ohio 44622

Follow us on:



LIT-FRP-202404
Effective 06/01/2024
Copyright 2024