


# Digitally Printed Plank™ & Panels

marlite®  
your world on a wall



Moldings are easy to apply

Outstanding Durability  
Moisture Resistant



Almost Seamless Design\*  
Requires no visual fasteners\*

Great color control  
No jobsite sanding, staining,  
or painting required.



## Planks. Panels. Possibilities.

Interlocking Wainscot system protects walls from daily abuse.

# What is this product

Plank and Wood Molding is an interlocking wainscoting system featuring 16" wide tongue and groove panels in a variety of durable, yet affordable finish options. When used in conjunction with score lines, the panel joint is completely inconspicuous. Finishes are also available in 4'x8' and 4'x10' panels. Plank and Panels are ideal for dining rooms, hallways, offices, waiting rooms, recreational areas and other secondary spaces.



## Panel Information

### Plank & Panel Sizes

Plank Dimensions - 16" x 8' x 1/4" (nominal)

Panel Dimensions - 4' x 8' x 1/4" (nominal)

4' x 10' x 1/4" (nominal)

16" wide panels  
are easy to handle, easy to fabricate  
and produce minimal waste.



# Finishes

## Standard Digitally Printed Finishes



321-S2 Natural Oak



323-S2 Plantation Oak



324-S2 Laredo Oak



329-S2 Novato Oak



310-S2 Sierra Maple



317-S4 Alum Rock Maple



463-S4 Eastern Walnut



715-S4 Mahogany



791-S4 Wild Cherry



925-S4 Autumn Cherry



5344-S4 Willow Bark



5345-S4 Coastal Silver



5346-S4 Caramel



5347-S4 Wheat



5408-S4 Monterey Sand



148 Monticello Anigre



318 Windsor Anigre



319 Whittier Anigre



5340 Sorrel



5341 Isabelline

Powered by:



Unleash your imagination.


Digital printing allows you to put virtually anything you want on your plank and panels. Need a specific woodgrain or pattern? Easy! Want to put a logo on your restaurant wall? No problem! Does your branding require specific color matches? We can do that! Let your imagination soar with BlueSky™.




Woodgrains



Patterns



Solid Colors



Logos



& More!

# Trim Options

## Solid Wood Molding



WG 477  
Large Chair Rail



WG 475  
Small Chair Rail



WG 474  
Double Rabbet  
Chair Rail



WG 474 & WG 475  
Single Rabbet Chair  
Rail as Cap



WG 1261  
Base Molding



WG 1647  
I/O Corner Molding



WG 2620  
Edge Molding

## Trim



M 451  
90° Inside Corner



M 460  
90° Outside Corner



M 465  
Division  
(for use with panels)



M 470  
Edge

## Finished Moldings



WG 477  
Single Chair Rail  
WG 1261  
Base Molding



WG 475  
Single Rabbet  
Chair Rail  
WG 1261  
Base Molding



WG 474  
Double Rabbet  
Chair Rail  
WG 1261  
Base Molding



WG 474  
Double Rabbet  
Chair Rail  
WG 475  
Single Rabbet  
Chair Rail  
WG 1261  
Base Molding

# Installation Guide



**step 1**  
Apply adhesive to the panel back and adhere to the subwall. Clips secure each panel to the next, ensuring inconspicuous joints.



**step 2**  
16" wide panels are easy to handle.



**step 3**  
Wood molding includes chamfered rabbet profiles.



**step 4**  
Easy to install and eliminates job site finishing.



LIT-PLK-202101  
effective date: 01/31/2021  
copyright 2021

Follow us on:



www.marlite.com  
(800) 377-1221