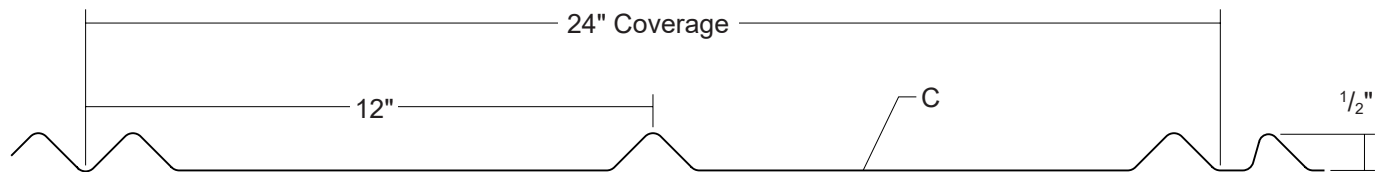


5V-CRIMP

Condensed
Technical
Reference



ARCHITECTURAL
RESIDENTIAL
PANEL

EXPOSED
FASTENED

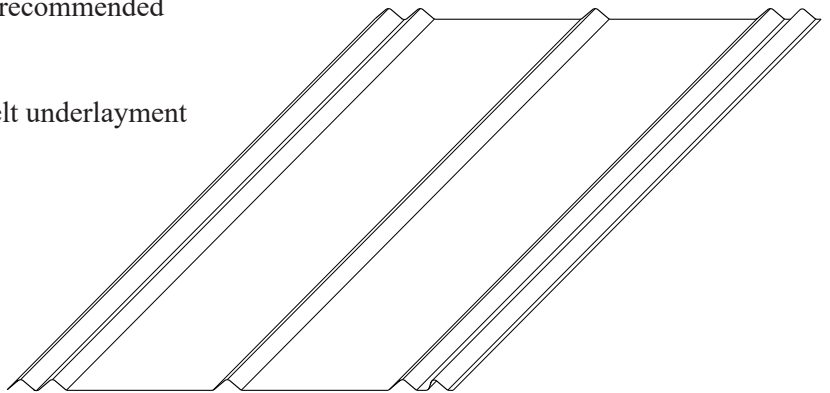
24"
COVERAGE

MINIMUM
SLOPE
3:12

SOLID WOOD
SUBSTRATE

PANEL OVERVIEW

- ▶ Finishes: MS Colorfast45® and Acrylic-Coated Galvalume®
- ▶ Corrosion Protection: AZ55 per ASTM A 792 for unpainted Galvalume®
AZ50 per ASTM A 792 for painted Galvalume®
G90 per ASTM A 653 for Galvanized
- ▶ Gauges: 26 ga standard; 29 ga and 24 ga optional
- ▶ 24" panel coverage, 1/2" rib height
- ▶ Panel Length: Minimum: 5'; Maximum: 45' recommended
- ▶ Residential, 'V' rib roof system
- ▶ Minimum roof slope: 3:12
- ▶ Applies over plywood with minimum 30# felt underlayment



TESTING AND APPROVALS

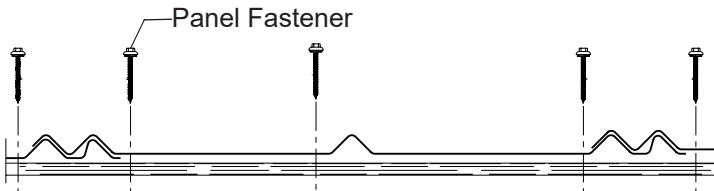
- ▶ UL 2218 Impact Resistance - Class 4
- ▶ UL 790 Fire Resistance Rating - Class A, per building code
- ▶ UL 263 Fire Resistance Rating - per assembly
- ▶ UL 580 Uplift Resistance - Class 90 Constructions: #579 and #453
- ▶ Texas Windstorm - Evaluation RC-160
- ▶ 2023 FBC Approvals - FL14645.2 and FL14645.3
- ▶ Miami-Dade County, Florida NOA 23-0222.06 expires 6/29/2028

MS Metal Sales™

5V-CRIMP

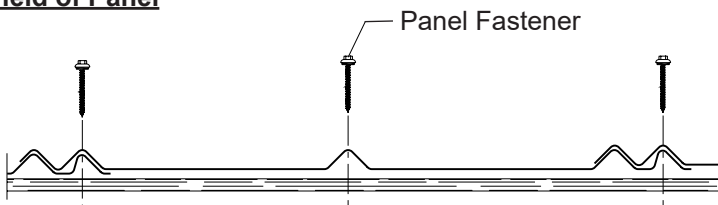
Condensed Technical Reference

FASTENING PATTERN

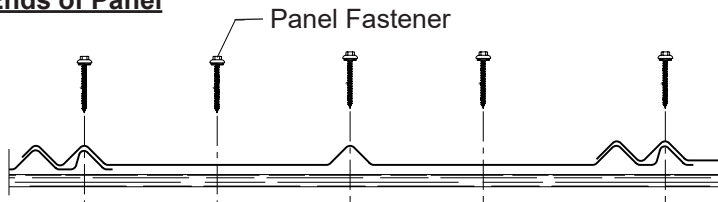


ALTERNATE FASTENING PATTERN

Field of Panel



Ends of Panel



FASTENER INFORMATION

Overdriven fasteners will cause panel distortions.

Fasteners should extend 1/2" or more past the inside face of the support material.

Thick supports (ex. 1/2" steel) may require predrilling of holes for screws.

Applications with large internal suction pressure, such as partially enclosed structures and those with forced air ventilation, should add sidelap sealant to improve weather resistance.

The minimum roof slope permitted by IBC for metal panels with no sidelap sealant is 3:12. For metal panels with sidelap sealant, IBC permits a minimum slope as low as 1/2:12.

Panel Fastener:

Attaching to Wood:

#10-14 Wood Screw

#10-14 XL Wood Screw

Trim Fastener:

1/4"-14 x 7/8" Stitch Screw

1/4"-14 x 7/8" XL Stitch Screw

SECTION PROPERTIES

ALLOWABLE UNIFORM LOADS, psf For various fastener spacings

Ga	Width in	Yield ksi	Weight psf	Top In Compression		Bottom In Compression		Outward Load					
				Ixx	Sxx	Ixx	Sxx						
				in ⁴ /ft	in ³ /ft	in ⁴ /ft	in ³ /ft	0.5'	1'	1.5'	2'	2.5'	3'
26	24	50	0.78	0.0025	0.0070	0.0015	0.0055	197	100	71	62	50	42
24	24	50	1.02	0.0030	0.0089	0.0020	0.0073	197	100	71	62	50	42

- Theoretical section properties have been calculated per AISI 2016 'North American Specification for the Design of Cold-Formed Steel Structural Members'. Ixx and Sxx are effective section properties for deflection and bending.
- Allowable load is calculated in accordance with AISI 2016 specifications considering bending, shear, combined bending & shear and deflection. Allowable load does not address web crippling, fasteners, support material or load testing. Allowable load considers the three or more equal spans condition. Panel weight is not considered.
- Deflection consideration is limited by a maximum deflection ratio of L/180 of span.
- Allowable loads do not include a 1/3 stress increase for wind.

MS Metal Sales

metalsales.us.com

Anchorage, AK 866.640.7663
Bay City, MI 888.777.7640
Deer Lake, PA 800.544.2577
Denver, CO 800.289.7663

Detroit Lakes, MN 888.594.1394
Fontana, CA 800.782.7953
Fort Smith, AR 877.452.3915
Independence, MO 800.747.0012

Jacksonville, FL 800.394.4419
Jefferson, OH 800.321.5833
Mocksville, NC 800.228.6119
Nashville, TN 800.251.8508
Rock Island, IL 800.747.1206
Rogers, MN 800.328.9316

Seattle, WA 800.431.3470
Sellersburg, IN 800.999.7777
Sioux Falls, SD 888.299.0024
Spokane, WA 800.572.6565
Temple, TX 800.543.4415
Woodland, CA 800.759.6019