


Classic Rib Panel

Metal Sales Manufacturing Corporation



Metal Roof, Wall and Liner Panel

- ▶ Choose from MS Colorfast45® or Acrylic Coated Galvalume®
- ▶ Applies over solid substrate or open framing
- ▶ 29 gauge and 26 gauge available
- ▶ Minimum roof slope 3:12

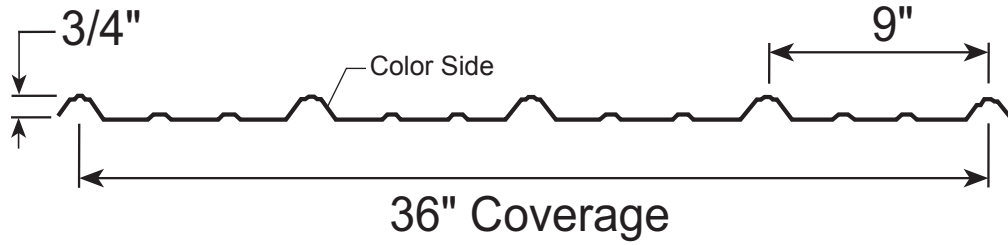


800.406.7387
metalsales.us.com

MS Metal Sales™

CLASSIC RIB®

PROFILE



PANEL INFORMATION

- ▶ 36" panel coverage
- ▶ Gauges: 29 ga. and 26 ga.
- ▶ Minimum roof slope: 3:12
- ▶ Up to a 45 year paint warranty and a 10 year edge corrosion warranty available

TESTING AND APPROVALS

- ▷ UL 2218 Impact Resistance - Class 4
- ▷ UL 790 Fire Resistance Rating - Class A, per building code
- ▷ UL 263 Fire Resistance Rating - per assembly
- ▷ UL 580 Uplift Resistance - Class 90 Constructions: #560, 584
- ▷ ASTM E 331, Water Penetration, with Strip Mastic in sidelap
- ▷ ASTM E 455, Diaphragm Capacity
- ▷ Texas Windstorm - Evaluations RC-161 and RC-391
- ▷ 2023 FBC Approvals - FL9482.2, FL9482.3, FL10999.3, FL10999.4, FL14645.6, FL14645.7, FL14645.8 and FL14645.9
- ▷ Miami-Dade County, Florida NOA 21-0629.10 expires 8/24/2026
- ▷ ICC Evaluation Report - ESR-2385

GENERAL INFORMATION

▶ **Substructure:** Classic Rib is designed to be utilized over open structural framing or a solid substrate. To avoid panel distortion, use a properly aligned and uniform substructure.

▶ **Length:** Minimum factory cut length is 5'-0". Maximum recommended panel length is 45'-0". Longer panels require additional considerations in packaging, shipping and erection. Please consult Metal Sales for recommendations.

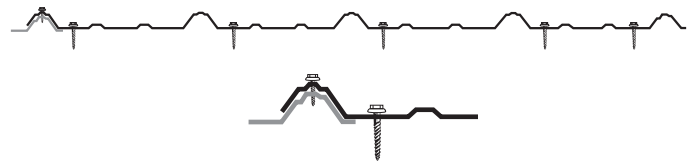
▶ **Fasteners:** The fastener selection guide should be consulted for choosing the proper fastener for specific applications. Quantity and type of fastener must meet necessary loading and code requirements.

▶ **Finishes:** Acrylic Coated Galvalume®, Galvanized, MS Colorfast45® or *ColorFit40™.

For all specific warranty, application, installation, and technical information regarding these products, contact your representative.

**Not available at all locations.*

FASTENING PATTERNS



LOAD TABLE

SECTION PROPERTIES								ALLOWABLE UNIFORM LIVE LOADS psf (3 or More Equal Spans)											
Ga.	Width (in.)	Yield ksi	Weight psf	Top in Compression		Bottom in Compression		Inward Load						Outward Load					
				lxx in ⁴ /ft	Sxx in ⁴ /ft	lxx in ⁴ /ft	Sxx in ⁴ /ft	1.5'	2'	2.5'	3'	3.5'	4'	1.5'	2'	2.5'	3'	3.5'	4'
29	36	80	0.63	0.0097	0.0162	0.0060	0.0140	171	97	62	43	32	24	197	112	72	50	37	25
26	36	80	0.80	0.0123	0.0207	0.0080	0.0181	221	125	81	56	41	32	251	143	92	64	47	32

1. Theoretical section properties have been calculated per AISI 2016 "Specifications for the Design of Cold-formed Steel Structural Members." lxx and Sxx are effective section properties for deflection and bending.

2. Allowable load is calculated in accordance with AISI 2016 specifications considering bending, shear, combined bending & shear and deflection. Allowable load does not address web crippling, fasteners, support material or load testing. Allowable load considers the three or more equal spans condition. Panel weight is not considered.

3. Deflection consideration is limited by a maximum deflection ratio of L/180 of span.

4. Allowable loads do not include a 1/3 stress increase for wind.

5. Diaphragm Capacity - 246 plf average Ultimate Shear Strength using the above fastening pattern on 2x supports located 2' on center per ASTM E 455.

1101 ©MS/2-2024

Metal Sales Manufacturing Corporation

Anchorage, AK: 866.640.7663
Bay City, MI: 888.777.7640
Deer Lake, PA: 800.544.2577
Denver, CO: 800.289.7663
Detroit Lakes, MN: 888.594.1394

Fontana, CA: 800.782.7953
Fort Smith, AR: 877.452.3915
Independence, MO: 800.747.0012
Jacksonville, FL: 800.394.4419
Jefferson, OH: 800.321.5833

Mocksville, NC: 800.228.6119
Nashville, TN: 800.251.8508
Rock Island, IL: 800.747.1206
Rogers, MN: 800.328.9316
Kelso, WA: 800.431.3470

metalsales.us.com

Sellersburg, IN: 800.999.7777
Sioux Falls, SD: 888.299.0024
Spokane, WA: 800.572.6565
Temple, TX: 800.543.4415
Woodland, CA: 800.759.6019