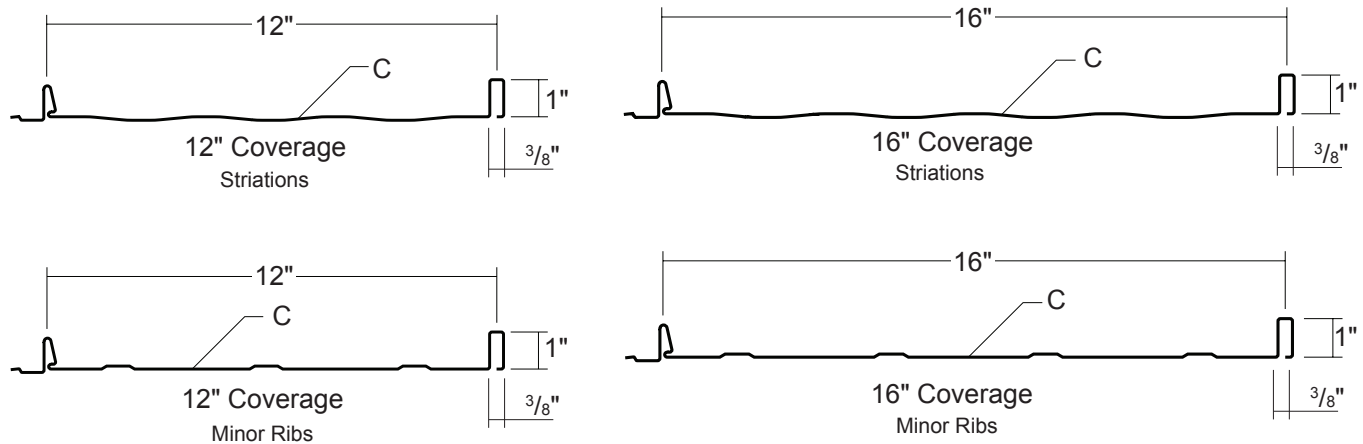


# IMAGE II

**Condensed  
Technical  
Reference**



**ARCHITECTURAL  
RESIDENTIAL  
PANEL**

**CONCEALED  
FASTENED**

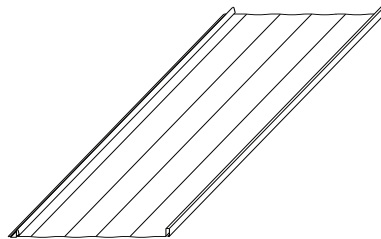
**12\" OR 16\"  
COVERAGE**

**MINIMUM  
SLOPE  
3:12**

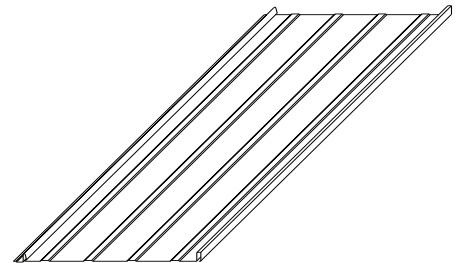
**SOLID WOOD  
SUBSTRATE**

## PANEL OVERVIEW

- ▶ Finishes: MS Colorfast45® and Acrylic-Coated Galvalume®
- ▶ Corrosion Protection: AZ55 per ASTM A 792 for unpainted Galvalume®  
AZ50 per ASTM A 792 for painted Galvalume®  
G90 per ASTM A 653 for Galvanized
- ▶ Gauges: 26 ga standard; 24 ga optional
- ▶ 12\" or 16\" panel coverage, 1\" rib height
- ▶ Panel Length: Minimum: 5'; Maximum: 30' recommended
- ▶ Architectural, concealed direct fastened, integral standing rib roof system
- ▶ Minimum roof slope: 3:12
- ▶ Applies over plywood with minimum 30# felt underlayment



With Striations



With Minor Ribs

## TESTING AND APPROVALS

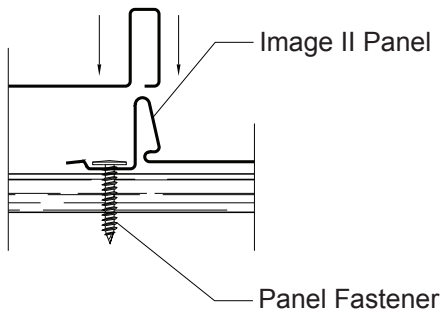
- ▶ UL 2218 Impact Resistance - Class 4
- ▶ UL 790 Fire Resistance Rating - Class A, per building code
- ▶ UL 263 Fire Resistance Rating - per assembly
- ▶ UL 580 Uplift Resistance - Class 90 Construction: #529
- ▶ Texas Windstorm - Evaluation RC-162 and RC-399
- ▶ 2020 FBC Approvals - FL11560.4, FL11560.5, FL14645.11,  
FL40264.5 and FL40264.6
- ▶ Miami-Dade County, Florida NOA 18-0830.03 expires 8/8/2023
- ▶ ICC Evaluation Report - ESR-2385

**MS Metal Sales™**

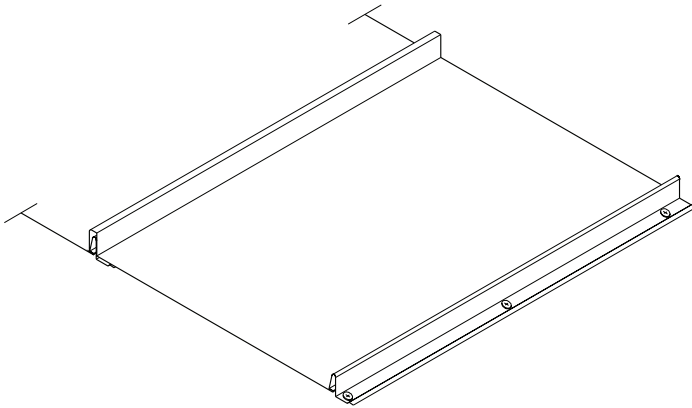
# IMAGE II

## Condensed Technical Reference

### ATTACHMENT DETAIL



### FASTENING PATTERN



### FASTENER INFORMATION

Overdriven fasteners will cause panel distortions.

Fasteners should extend 1/2" or more past the inside face of the support material.

Thick panels (ex. 18 ga) or supports (ex. 1/2" steel) may require predrilling of holes for screws.

Panel Fastener:

#10-12 Pancake Head Wood Screw  
or  
#8-15 Truss Head Wood Screw

Concealed End Fastener:

#10-12 Pancake Head Wood Screw  
or  
#8-15 Truss Head Wood Screw

Exposed End Fastener:

#10-14 XL Wood Screw

Trim Fastener:

1/4"-14 x 7/8" XL Stitch Screw  
or  
1/8" x 3/16" Pop Rivet

### SECTION PROPERTIES

### ALLOWABLE UNIFORM LOADS, psf For various fastener spacings

Ga	Width in	Yield ksi	Weight psf	Top In Compression		Bottom In Compression		Outward Load			
				Ixx in <sup>4</sup> /ft	Sxx in <sup>3</sup> /ft	Ixx in <sup>4</sup> /ft	Sxx in <sup>3</sup> /ft				
								0.5'	1'	1.5'	2'
26	12	50	0.99	0.0209	0.0231	0.0211	0.0232	103	96	90	84
24	12	50	1.28	0.0268	0.0295	0.0268	0.0295	103	96	90	84
26	16	50	0.92	0.0165	0.0174	0.0165	0.0177	103	96	90	84
24	16	50	1.19	0.0210	0.0226	0.0210	0.0226	103	96	90	84

- Theoretical section properties have been calculated per AISI 2016 'North American Specification for the Design of Cold-Formed Steel Structural Members'. Ixx and Sxx are effective section properties for deflection and bending.
- Allowable load is calculated in accordance with AISI 2016 specifications considering bending, shear, combined bending & shear and deflection. Allowable load does not address web crippling, fasteners, support material or load testing. Allowable load considers the three or more equal spans condition. Panel weight is not considered.
- Deflection consideration is limited by a maximum deflection ratio of L/180 of span.
- Allowable loads do not include a 1/3 stress increase for wind.

**MS Metal Sales™**

[metalsales.us.com](http://metalsales.us.com)

Anchorage, AK 866.640.7663  
Bay City, MI 888.777.7640  
Deer Lake, PA 800.544.2577  
Denver, CO 800.289.7663

Detroit Lakes, MN 888.594.1394  
Fontana, CA 800.782.7953  
Fort Smith, AR 877.452.3915  
Independence, MO 800.747.0012

Jacksonville, FL 800.394.4419  
Jefferson, OH 800.321.5833  
Mocksville, NC 800.228.6119  
Nashville, TN 800.251.8508  
Rock Island, IL 800.747.1206  
Rogers, MN 800.328.9316

Seattle, WA 800.431.3470  
Sellersburg, IN 800.999.7777  
Sioux Falls, SD 888.299.0024  
Spokane, WA 800.572.6565  
Temple, TX 800.543.4415  
Woodland, CA 800.759.6019