

**EVALUATION REPORT OF  
METAL SALES MANUFACTURING CORPORATION  
'26 GA. IMAGE II PANEL'**


**FLORIDA BUILDING CODE 6TH EDITION (2017)  
FLORIDA PRODUCT APPROVAL  
FL 11560.4-R3  
ROOFING  
METAL ROOFING**

**Prepared For:  
Metal Sales Manufacturing Corporation  
545 South 3<sup>rd</sup> Street, Suite 200  
Louisville, KY 40202  
Telephone: (502) 855-4300  
Fax: (502) 855-4200**

**Prepared By:  
Bala Sockalingam, Ph.D., P.E.  
Florida Professional Engineer #62240  
1216 N Lansing Ave., Suite C  
Tulsa, OK 74106  
Telephone: (918) 492-5992  
FAX: (866) 366-1543**

**This report consists of  
Evaluation Report (3 Pages including cover)  
Installation Details (1 Page)**

**Report No. C2181-4  
Date: 9.8.2017**



Manufacturer: Metal Sales Manufacturing Corporation

Product Name: Image II

Panel Description: Max. 16" wide coverage with 1" high ribs

Materials: Min. 26 ga., 50 ksi steel. Galvanized coated steel (ASTM A653) or Galvalume coated steel (ASTM A792) or painted steel (ASTM A755).

Deck Description: Min. 15/32" thick plywood or min. 3/4" thick wood plank (min SG of 0.42) for new and existing constructions. Designed and installed as per FBC 2017.

Deck Attachment: 8d x 2.5" long ring shank nails or #8 x 2" long wood screws @ 6" o.c. (Minimum) in the field and @ 4" o.c. at edges. Designed as per FBC 2017.

New Underlayment: Minimum underlayment as per FBC 2017 Section 1507.4.5.1.

Existing Underlayment: One layer of asphalt shingles over one layer of #30 felt. For reroofing (Optional) construction only.

Slope: 1/2:12 or greater in accordance with FBC 2017 Section 1507.4.2. Requires applied lap sealant for roof slopes less than 3:12.

Design Uplift Pressure: 84.25 psf @ fastener spacing of 24" o.c. (Factor of Safety = 2)

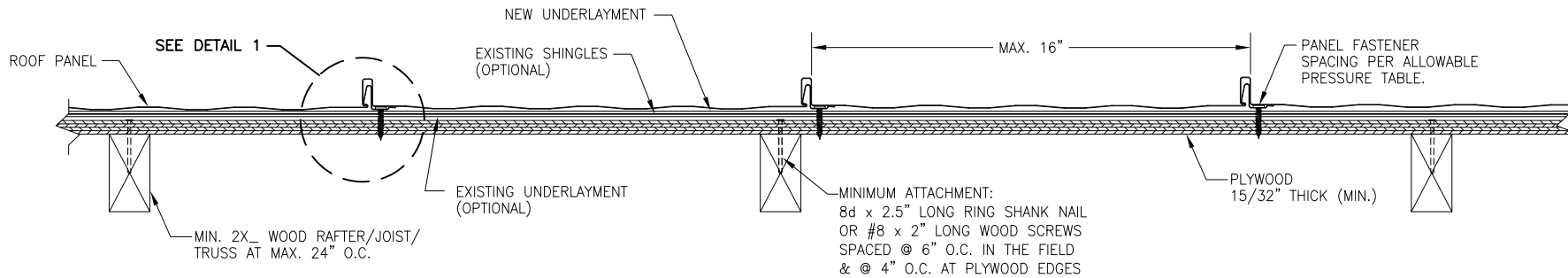
Fastener Pattern: #10-12 pancake head screws along panel seam. Fastener shall be of sufficient length to penetrate through the deck a minimum of 1/4".

Test Standards: Roof assembly tested in accordance with TAS 125-03 'Standard Requirements for Metal Roofing Systems'.

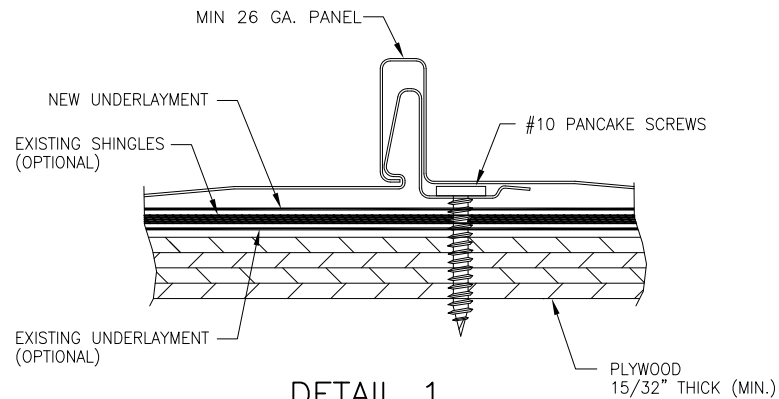
Code Compliance: The product described herein has demonstrated compliance with FBC 2017 Section 1507.4.

Product Limitations: Design wind loads shall be determined for each project in accordance with FBC 2017 Section 1609 or ASCE 7-10 using allowable stress design. The maximum fastener spacing listed herein shall not be exceeded. This evaluation report is not applicable in High Velocity Hurricane Zone. Fire classification is not within scope of this Evaluation Report. Refer to FBC 2017 Section 1505 and current approved roofing materials directory or ASTM E108/UL790 report from an accredited laboratory for fire ratings of this product.

Supporting Documents: TAS 125 Test Reports  
Hurricane Test Laboratory, LLC  
HTL Report #: 0103-0714-09, Reporting Date 9/1/09



**TYPICAL PANEL INSTALLATION X-SECTION**



**DETAIL 1**

**ALLOWABLE UPLIFT PRESSURE**

FASTENER SPACING (IN)	PRESSURE (PSF)
24	84.25

**GENERAL NOTES:**

1. ARCHITECTURAL ROOF PANEL HAS BEEN DESIGNED IN ACCORDANCE WITH THE FLORIDA BUILDING CODE (FBC).
2. ROOF PANELS ARE SHALL BE MIN. 26 GA. MAX. EFFECTIVE COVERING WIDTH OF PANEL = 16".
3. THE ROOF PANELS SHALL BE INSTALLED OVER SHEATHING & STRUCTURE AS SPECIFIED ON THIS DRAWING.
4. REQUIRED DESIGN WIND LOADS SHALL BE DETERMINED FOR EACH PROJECT. THIS PANEL SYSTEM MAY NOT BE INSTALLED WHEN THE REQUIRED DESIGN WIND LOADS ARE GREATER THAN THE ALLOWABLE WIND LOADS SPECIFIED ON THIS DRAWING.
5. ALL FASTENERS MUST BE IN ACCORDANCE WITH THIS DRAWING & THE FLORIDA BUILDING CODE. IF A DIFFERENCE OCCURS BETWEEN THE MINIMUM REQUIREMENTS OF THIS DRAWING & THE CODE, THE CODE SHALL CONTROL.
6. RAFTERS/JOISTS/TRUSSES MUST BE DESIGNED TO WITHSTAND WIND LOADS AS REQUIRED FOR EACH APPLICATION AND ARE THE RESPONSIBILITY OF OTHERS.

DRAWN BY: B.S. CHECKED BY: D.S.  
 PLOT: DATE: 3/25/15

NO.	REVISION DESCRIPTION	DATE

DRAWING TITLE: **IMAGE II PANEL**

CONSULTANTS: **BALA SOCKALINGAM, PH.D., P.E.**  
 1216 N LANSING AVE, SUITE C  
 TULSA, OK 74106  
 PHONE: 918-492-5992 FAX: 918-493-3568

MANUFACTURER: **METAL SALES MANUFACTURING CORP.**  
 545 SOUTH 3RD ST., SUITE 200  
 LOUISVILLE, KY 40202  
 502-855-4300

DRAWING NO.	REV.
2181-4	