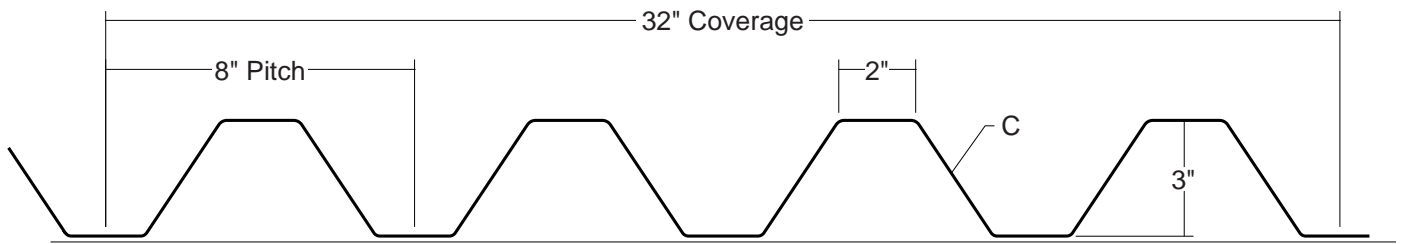


T23 WALL PANEL

CONDENSED
TECHNICAL
REFERENCE



ARCHITECTURAL
COMMERCIAL
INDUSTRIAL
PANEL

EXPOSED
FASTENED

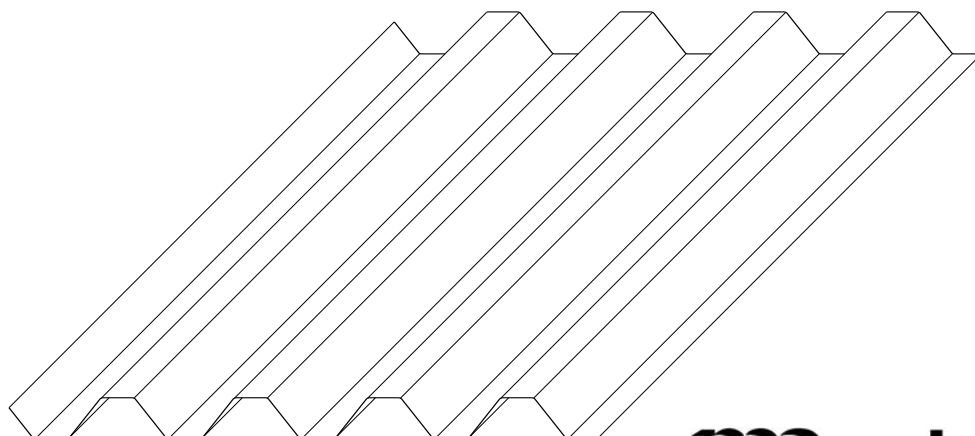
32"
COVERAGE

WALL
PANEL

OPEN FRAMING OR
SOLID SUBSTRATE

PANEL OVERVIEW

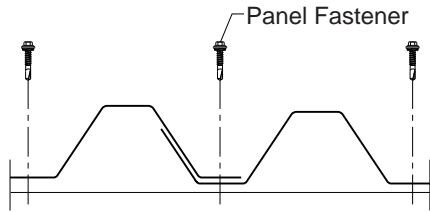
- ▶ Finishes: Standard: PVDF (Kynar 500®)
Optional: Multi-pass Kynar®, Marblique, Plastisol, Polyester and MS Colorfast45® (SMP)
- ▶ Corrosion Protection: AZ55 per ASTM A 792 for unpainted Galvalume®
AZ50 per ASTM A 792 for painted Galvalume®
G90 per ASTM A 653 for Galvanized
- ▶ Gauges: 24 ga, 22 ga, 20 ga and 18 ga
- ▶ 32" panel coverage, 3" rib height
- ▶ Trapezoidal ribs on 8" centers
- ▶ Panel Length: 5' minimum, 30' maximum
- ▶ Exposed Fastened Panel
- ▶ Optional material availability: Stainless Steel, Copper and Aluminum
- ▶ Custom capabilities include:
 - Perforated panels for wind screens and liner panels



T23 WALL PANEL

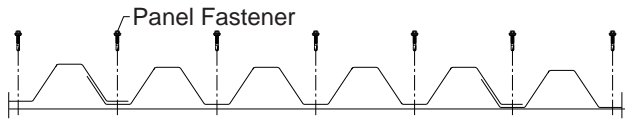
CONDENSED TECHNICAL REFERENCE

ATTACHMENT DETAIL

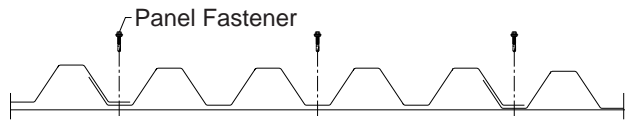


FASTENING PATTERNS

Ends of Panel



Field of Panel



FASTENER INFORMATION

Overdriven fasteners will cause panel distortion.

Panel fasteners should extend 1/2" or more past the inside face of the support material.

Thick panels (ex. 18 ga) or supports (ex. 1/2" steel) may require predrilling of holes for screws.

Panel Fastener:

Attaching to Wood:

#10-14 XL Wood Screw

Attaching to Steel:

#12-14 XL Self Drilling Screw

Trim Fastener:

1/8" x 3/16" Pop Rivet

1/4"-14 x 7/8" XL Stitch Screw

SECTION PROPERTIES

ALLOWABLE UNIFORM LOADS, psf For various fastener spacings

Ga	Width in	Yield ksi	Weight psf	Top in Compression		Bottom in Compression		Inward Load						Outward Load					
				Ixx in ⁴ /ft	Sxx in ³ /ft	Ixx in ⁴ /ft	Sxx in ³ /ft	6'	7'	8'	10'	12'	14'	6'	7'	8'	10'	12'	14'
24	32	50	1.33	0.3986	0.2196	0.3836	0.2307	120	93	74	49	35	26	143	105	80	51	36	26
22	32	50	1.74	0.6004	0.3597	0.5614	0.3624	209	158	124	81	57	39	208	157	123	80	57	39
20	32	33	2.13	0.7838	0.4854	0.7463	0.4839	200	148	114	74	51	38	201	149	115	74	52	38
18	32	33	2.81	1.0538	0.6555	1.0238	0.6473	271	201	154	99	69	51	275	203	156	100	70	51

- Theoretical section properties have been calculated per AISI 2007 'North American Specification for the Design of Cold-Formed Steel Structural Members'. Ixx and Sxx are effective section properties for deflection and bending.
- Allowable loads are calculated in accordance with AISI 2007 specifications considering bending, shear, combined bending and shear and deflection. Allowable loads consider the 3 or more equal span condition. Allowable loads do not address web crippling, fasteners, support material or load testing. Panel weight is not considered.
- Deflection consideration is limited by a maximum deflection ratio of L/180 of span.
- Allowable loads do not include a 1/3 stress increase for wind.

metal sales
manufacturing corporation



Anchorage, AK 866.640.7663
Bay City, MI 888.777.7640
Deer Lake, PA 800.544.2577
Denver, CO 800.289.7663
Detroit Lakes, MN 888.594.1394
Fontana, CA 800.782.7953
Fort Smith, AR 877.452.3915

Independence, MO 800.747.0012
Jacksonville, FL 800.394.4419
Jefferson, OH 800.321.5833
Mocksville, NC 800.228.6119
Nashville, TN 800.251.8508
Rock Island, IL 800.747.1206
Rogers, MN 800.328.9316

Seattle, WA 800.431.3470
Sellersburg, IN 800.999.7777
Sioux Falls, SD 888.902.8320
Spokane, WA 800.572.6565
Temple, TX 800.543.4415
Woodland, CA 800.759.6019

www.metalsales.us.com