


MAGNA-LOC


SEAM-LOC 24


SNAP-LOC 24


VERTICAL SEAM


PRO-LOC I


PRO-LOC II


PRO-LOC III


MINI-BATTEN



MAXI-BATTEN

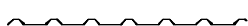

IMAGE II


SOFFIT PANEL


STILE



IC72-PANEL


R-PANEL


U-PANEL


SPAN-LINE 36


SPAN-LINE 36A


V-LINE 32


PRO-PANEL II


CLASSIC RIB


5V CRIMP

metal sales
manufacturing corporation



Corporate Office
(812) 246-1935
www.mtlsales.com

GENERAL INFORMATION CARE AND MAINTENANCE

Though factory applied prepainted finishes are very durable and will last many years, eventually it may be desirable to thoroughly clean or repaint them.

Dirt pickup may cause apparent discoloration of the paint when it has been exposed in some dirt laded atmospheres for long periods of time. In areas of strong sunlight, slight chalking may cause some change in appearance. A good cleaning will often restore the appearance of these buildings and render repainting unnecessary. An occasional light cleaning will help maintain a good appearance.

In many cases, simply washing the building with plain water using a hose or pressure sprayer will be adequate. In areas where heavy dirt deposits dull the surface, a cloth or soft bristle brush and solution of water and detergent (1/3 cup of Tide per gallon of water for example) may be used. This should be followed by an adequate rinse of water. Do not use wire brushes, abrasives, or cleaning tools which will abrade the coating surface.

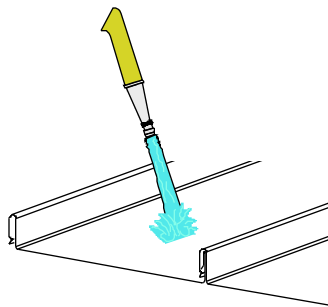
Mildew may occur in areas subject to high humidity but is not normally a problem due to the high inherent mildew resistance of the baked finish that is used. However, mildew can grow on dirt and spore deposits in some cases. To remove mildew along with the dirt, the following solution is recommended.

- 1/3 cup detergent (Tide or equivalent)
- 2/3 cup trisodium phosphate (Solex or equivalent)
- 1 quart of 5% sodium hypochlorite solution (Clorox or equivalent)
- 3 quarts of water

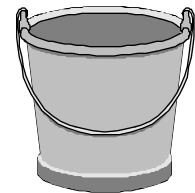
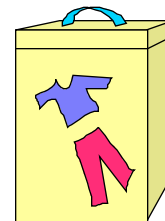
Strong solvents and abrasive type cleaners should be avoided. Most organic solvents are flammable and toxic and must be handled accordingly. When using a solvent, consult maintenance professionals and label instructions for proper handling and disposal of washings. If required, a mild solvent such as mineral spirits can be used to remove caulking compounds, oil, grease, tars, wax, and similar substances. Use a cloth dampened with mineral spirits and apply only to areas which are contaminated. Follow up the use of this mild solvent with detergent cleaning and rinsing.



DO NOT USE A WIRE BRUSH



HOSE OR PRESSURE SPRAY FOR ADEQUATE CLEANING



USE MILD DETERGENT AND WATER FOR HEAVY DIRT DEPOSITS