





MS COLORFAST45® PAINT SYSTEM

R-Panel



Polar White (80)²




White (30)²



Light Stone (63)²



Mocha Tan (22)²



Brown (12)



Ash Grey (25)²



Charcoal (17)



Burgundy (15)



Forest Green (26)²



Burnished Slate (49)



Red (24)²




Patriot Red (73)²



Ocean Blue (35)



Hawaiian Blue (70)



Native Copper (95)¹
26 Ga. Only



Galvalume (41)²



Non-Painted Finish 25 Year Warranty

www.metalsales.us.com

45 Year Paint Warranty



★ All Colors Meet or Exceed Steep Slope ENERGY STAR Requirements
¹ Additional charges will apply
² Available in R-Panel (PBL) profile

Color selections are close representations but are limited by processing and viewing conditions. Actual samples are available upon request. For all specific warranty, application, installation, and technical information regarding these products contact your local sales representative. All colors shown are available in R-Panel profile (NPBL).

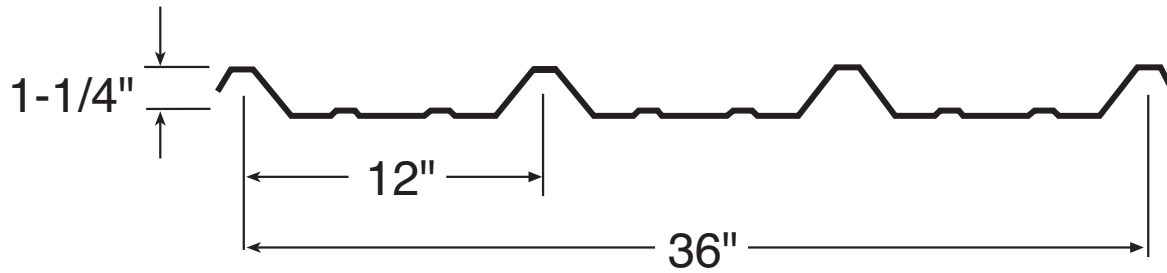
MS(13-R-R)/5-11

metal sales
manufacturing corporation



3838 North General Bruce Drive
 Temple, TX 76501
 800.543.4415 Toll Free
 254.791.6650 Phone
 800.543.4473 Fax

R-PANEL ACCESSORIES



Flashings	Desc./Part #	Flashings	Desc./Part #	Flashings	Desc./Part #	Flashings	Desc./Part #
20" Ridge/Hip Cover 	26 Gauge 10'-2" 55006 __ 26 Gauge 20'-3" 55008 __	16" Universal Ridge 	26 Gauge 10'-2" 55007 __	Formed Ridge (R-PANEL) 	26 Gauge 18" 55921 __	Eave (DIRECT FASTEN) 	26 Gauge 10'-2" 55069 __
Extended Eave 	55073 __	Pitch Break 	55048 __	R-Panel Rakewall 	55902 __ 55903 __	R-Panel Rake 	55900 __ 55901 __
Sculptured Rake (R-PANEL) 	26 Gauge 10'-2" 55911 __ 26 Gauge 20'-3" 55912 __	Sculptured Rake End 	26 Gauge 55046 __	Outside Corner (R-PANEL) 	26 Gauge 10'-2" 55914 __ 26 Gauge 14'-2" 55915 __ 26 Gauge 20'-3" 55916 __	Inside Corner (R-PANEL) 	26 Gauge 10'-2" 55917 __ 26 Gauge 14'-2" 55918 __ 26 Gauge 20'-3" 55919 __
1.25 Base 	26 Gauge 10'-2" 55138 __	1.5 Sill to Soffit 	26 Gauge 10'-2" 55118 __	1.5 Sill/Head 	26 Gauge 10'-2" 55114 __	Head Channel 	26 Gauge 3'-6" 55960 __ 26 Gauge 10'-2" 55122 __
Sculptured Gutter 	26 Gauge 10'-2" 55084 __ 26 Gauge 20'-3" 55086 __	Sculptured Gutter End 	26 Gauge (Left) 55088 __ 26 Gauge (Right) 55089 __	Sculptured High Side Eave 	26 Gauge 10'-2" 55038 __ 26 Gauge 20'-3" 55040 __	R-Panel Jamb 	26 Gauge 7'-3" 55966 __ 26 Gauge 10'-2" 55208 __ 26 Gauge 14'-2" 55967 __