


Vertical Seam Panel

Metal Sales Manufacturing Corporation



Architectural, Residential and Commercial Panel

- ▶ Choose from PVDF, MS Colorfast45[®] or Acrylic Coated Galvalume[®]
- ▶ Available in a wide variety of ENERGY STAR[®] listed colors
- ▶ Applies over solid substrate or open framing
- ▶ Minimum Roof Slope 1:12 (Solid Substrate)
- ▶ Minimum Roof Slope 3:12 (Open Framing)
- ▶ 26 ga and 24 ga standard, 22 ga optional
- ▶ Factory-applied side lap sealant

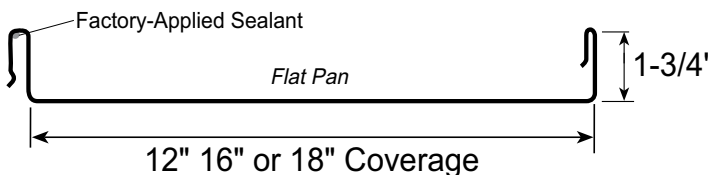
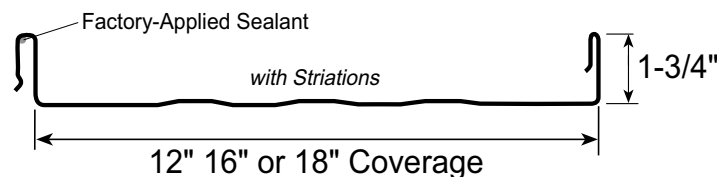


800.406.7387
metalsales.us.com

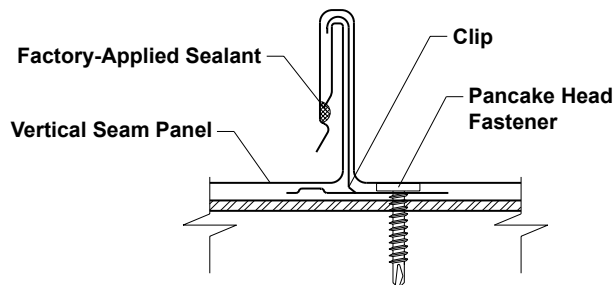
ms metal sales[™]
manufacturing corporation

VERTICAL SEAM PANEL

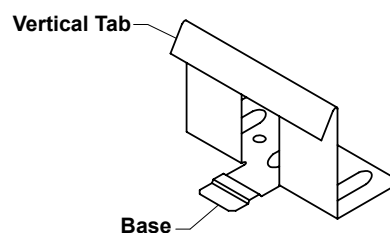
PANEL PROFILES



ATTACHMENT DETAIL



UL-90 CLIP DETAIL



TESTING AND APPROVALS

- ▷ UL 263, Fire Resistance Rating
- ▷ UL 580, Class 90 Wind Uplift, Const. # 254, 255, 261, 303, 342, 343, 436, 445, 446, 447, 448, 508, 508A
- ▷ UL 790, Class A Fire Resistance Rating
- ▷ UL 2218 Class 4 Impact Resistance
- ▷ ASTM E 1592 Roof Uplift
- ▷ ASTM E 1646 Water Penetration
- ▷ 1680 Air Leakage
- ▷ Miami-Dade County Approved (NOA 13-0905.05)
- ▷ Texas Department of Insurance Evaluation Report, RC-412
- ▷ ICC Evaluation Report, ESR-2385
- ▷ 2014 Florida Building Code Approved: -11560.12, 11560.10, 11560.11, 14645.6, 14645.7

LOAD TABLE

SECTION PROPERTIES								ALLOWABLE UNIFORM LOADS, psf (3 or More Equal Spans)											
Ga.	Width in	Yield ksi	Weight psf	Top In Compression		Bottom In Compression		Inward Load					Outward Load						
				lxx in ⁴ /ft	Sxx in ³ /ft	lxx in ⁴ /ft	Sxx in ³ /ft	2.5'	3'	3.5'	4'	4.5'	5'	2.5'	3'	3.5'	4'	4.5'	5'
24	12	50	1.38	0.1118	0.0774	0.0533	0.0557	204	143	105	81	64	52	44	43	42	41	40	39
24	16	50	1.26	0.0886	0.0589	0.0401	0.0418	153	107	79	61	48	39	38	35	32	30	27	24
24	18	50	1.22	0.0803	0.0526	0.0356	0.0372	136	95	70	54	43	35	33	30	27	24	20	19
22	12	50	1.81	0.1533	0.1071	0.0773	0.0771	284	198	146	112	88	72	69	67	65	62	60	58
22	16	50	1.66	0.1226	0.0822	0.0582	0.0579	213	149	110	84	66	54	54	51	48	45	28	27
22	18	50	1.60	0.1116	0.0736	0.0518	0.0515	189	132	97	75	59	48	31	30	29	29	28	27

- Theoretical section properties have been calculated per AISI 2012. "Specification for the Design of Cold-Formed Steel Structural Members". lxx and Sxx are effective section properties for deflection and bending.
- Allowable load is calculated in accordance with AISI 2012 specifications considering bending, shear, combined bending and shear and deflection. Allowable load does not address web crippling, fasteners/support connection. Uplift load testing is considered for 24 ga and 22 ga panels, but not for 26 ga panels. Allowable load considers the 3 or more equal span conditions. Panel weight is not considered.
- Deflection consideration is limited by a maximum deflection ratio of L/180 of span.
- Allowable loads do not include a 1/3 stress increase in uplift.

1202 ©MS / 01-2016

Metal Sales Manufacturing Corporation

Anchorage, AK: 866.640.7663
 Bay City, MI: 888.777.7640
 Deer Lake, PA: 800.544.2577
 Denver, CO: 800.289.7663
 Detroit Lakes, MN: 888.594.1394

Fontana, CA: 800.782.7953
 Fort Smith, AR: 877.452.3915
 Independence, MO: 800.747.0012
 Jacksonville, FL: 800.394.4419
 Jefferson, OH: 800.321.5833

Mocksville, NC: 800.228.6119
 Nashville, TN: 800.251.8508
 Rock Island, IL: 800.747.1206
 Rogers, MN: 800.328.9316
 Seattle, WA: 800.431.3470

metalsales.us.com

Sellersburg, IN: 800.999.7777
 Sioux Falls, SD: 888.299.0024
 Spokane, WA: 800.572.6565
 Temple, TX: 800.543.4415
 Woodland, CA: 800.759.6019