

COPPER PRESS FITTINGS FOR PLUMBING AND MECHANICAL APPLICATIONS

JOB NAME

CONTRACTOR

JOB LOCATION

WHOLESALER

ENGINEER

STREAMLINE® REP

PRODUCT DESCRIPTION:

Streamline® PRS Copper Press Fittings are for use in plumbing or mechanical applications. Available sizes ranging from 1/2" to 4" in diameter. Product is designed to join ASTM B88 (Types K, L, M) hard-drawn copper tube (1/2" to 4") and soft copper tube (1/2" to 1-1/4").

Integral leak detection feature helps identify unpressed connections prior to putting the system in operation.

Streamline® PRS Copper Press Fittings mechanical press fittings are compatible with most common pressing tools and jaws.

50 - Year Limited Warranty

MATERIAL:

Components in a Streamline® PRS Copper Press Fittings are: UNS C12200 Copper / C69300 low-lead brass for the body, EPDM o-ring, silicone o-ring lubrication, and stainless steel grip ring with a nylon spacer (2-1/2"-4" only).

KEY SPECIFICATIONS:

Streamline® PRS Copper Press Fittings shall conform to material requirements of ASME B16.22, ASME B16.51, or ASME B16.18. Performance criteria of Streamline® PRS Copper Press Fittings shall conform to IAPMO PS-117 or ASME B16.51.

INSTALLATION:

Streamline® PRS Copper Press Fittings are approved for installations in both above and below ground applications, as allowed by local code. Product installation shall comply with the latest applicable building codes for the local jurisdiction and manufacturer's instructions.

REFERENCES:

NSF/ANSI 61	Drinking Water System Components
NSF/ANSI 372	Lead Content Compliance
IAPMO PS-117	Press and Nail Connection
ASME B16.51	Copper and Copper Alloy Press-Connect Pressure Fittings
UPC	Uniform Plumbing Code
CSA	Canada NSF/ANSI 61 and NSF/ANSI 372 Compliant
ABS	American Bureau of Shipping

UNDERGROUND BURIAL:

Streamline® PRS Copper Press Fittings are approved for installations in both above and below ground applications, as allowed by local code. Product installation shall comply with the latest applicable building codes for the local jurisdiction and manufacturer's instructions.

SEAL LUBRICATION:

If additional seal lubrication is required, silicon or non-petroleum based lubricants must be used. Do not use any type of oil lubrication.

DIELECTRIC UNION INSTALLATION – JOINING DISSIMILAR METALS:

Dielectric unions are only intended for use in the connection of copper to galvanized or bare carbon steel or other ferrous alloys as appropriate. Insulating components within the dielectric union prevent these dissimilar metals from making physical contact, which provides substantial corrosion protection. Dielectric unions are not necessary for integrating stainless steel components into copper water systems as quality stainless alloys are already compatible with copper and copper alloys. This is why stainless steel balls can be used in brass ball valves with no adverse effects. Failure to follow appropriate means for isolating dissimilar metals can lead to rapid corrosion and serious system issues.

TOOLS & INSTALLATION GUIDELINES

TOOL & JAW COMPATIBILITY

1/2" — 1"

- NIBCO Mini Tool w/ Mini Jaws
- Rothenberger Compact Tool w/ Compact Jaws

1/2" — 1-1/4"

- Milwaukee M12 Tool w/ Compact CTS Jaws
- REMS Mini Tool w/ Mini Jaws
- Ridgid Compact Tools w/ Compact Jaws
- Klauke MAP Tool w/ Mini Jaws

1/2" — 2"

- Milwaukee M18 Tool w/ Standard CTS Jaws
- NIBCO Standard Tool w/ Standard Jaws
- REMS Standard Tools w/ Standard Jaws
- Ridgid Standard Tools w/ Standard Jaws
- Rothenberger Standard Tools w/ Standard Jaws
- Klauke UPA Tool w/ Standard Jaws
- DeWalt 20V Max Tool w/ Standard Jaws
- Hilti Press Tool NPR 32-A22

2-1/2" — 4"

- Milwaukee M18 FORCE LOGIC™ Tools w/ Rings & Ring Jaw
- REMS Standard Tools w/ Rings & Z5 Adapter Tong
- Ridgid Standard Tools w/ Rings & V2 Actuator Jaw
- DeWalt 20V Max Tool w/ Rings and Actuator
- Hilti Press Rings & Actuator

DISTANCE BETWEEN JOINTS PRESSING NEAR AN EXISTING PRESS CONNECTION

MINIMUM DISTANCE BETWEEN STREAMLINE PRS™ JOINTS		
TUBE DIAMETER	MINIMUM DISTANCE REQUIRED	
NOMINAL INCH	INCH	MM
1/2"	—	—
3/4"	—	—
1"	—	—
1-1/4"	7/16"	10
1-1/2"	5/8"	15
2"	3/4"	20
2-1/2"	5/8"	15
3"	5/8"	15
4"	5/8"	15

SOLDERING OR BRAZING NEAR AN EXISTING PRESS CONNECTION

The installer should take precautions to keep the press connection cool. These methods may include:

- 1) wrapping the press connection with a cold wet cloth,
- 2) fabricating solder connections prior to installing the press fitting, or
- 3) applying spray-type cooling gels.

TUBE DIAMETER NOMINAL INCH	SOLDERING		BRAZING	
	MINIMUM DISTANCE		MINIMUM DISTANCE	
	INCH	MM	INCH	MM
1/2"	1-1/2"	38	4-1/2"	114
3/4"	2-1/4"	57	6-3/4"	172
1"	3"	76	9"	229
1-1/4"	3-3/4"	95	11-1/4"	286
1-1/2"	4-1/2"	114	13-1/2"	343
2"	6"	153	18"	457
2-1/2"	7-1/2"	191	22-1/2"	572
3"	9"	229	27"	686
4"	12"	305	36"	915

PRESSING NEAR AN EXISTING SOLDERED OR BRAZED CONNECTION

The installer should ensure there is no residual solder or other debris on the tubing to be inserted into the Streamline® PRS Copper Press Fitting.

TUBE DIAMETER NOMINAL INCH	MINIMUM DISTANCE	
	INCH	MM
1/2"	1/4"	7
3/4"	1/4"	7
1"	7/16"	11
1-1/4"	7/16"	11
1-1/2"	5/8"	16
2"	3/4"	19
2-1/2"	1/4"	7
3"	1/4"	7
4"	1/4"	7

Tool & Jaw Compatibility

	NIBCO Mini Jaws (PC-1 M, PC-2M, PC-3M)		Rothenberger Compact Jaws V/SV		RIGID ProPress Compact Pressing Jaws		Milwaukee M12 CTS Pressing Jaws		NIBCO Mini Jaws		Rigid C1 Compact Jaws		RIGID ProPress V1 Kit		Klauke Mini Jaws		Milwaukee M18 Standard CTS Jaws		Standard Hilti Press Jaws		NIBCO Press System Standard Pressing Jaws		REMS Standard Pressing Jaws		RIGID ProPress Standard Pressing Jaws		Rothenberger Standard Pressing Jaws		Dewalt Standard Jaws		Klauke Standard Jaws		Milwaukee M18 Rings & Ring Jaws		REMS Rings & Z5 Adapter Tong		RIGID XL-C Rings & V2 Actuator		Hilti Press Rings & Actuator	
	1/2" - 1"				1/2" - 1-1/4"				1/2" - 2"								2 1/2" - 4"																							
NIBCO Mini Tool PC-20M	X																																							
NIBCO Mini Tool PC-10M	X																																							
Rothenberger Compact		X																																						
Milwaukee M12 FORCE LOGIC Tool						X																																		
REMS Mini-Press ACC							X																																	
RIGID 100-B Compact			X					X																																
RIGID RP 210-B Compact			X					X																																
RIGID RP 200-B			X					X																																
Klauke MAP 215 Tool													X																											
Milwaukee M18 FORCE LOGIC Tool														X																					X					
NIBCO Standard PC-280 Tool																		X																						
NIBCO Standard PC-100 Tool																		X																						
REMS Akku-Press																				X																X				
REMS Power-Press																				X																X				
Rigid RP 320-E									X												X																			
RIGID RP 330-B									X												X																X			
RIGID CT400									X												X																			
RIGID RP 330-C									X												X																X			
RIGID RP 340									X												X																	X		
Rothenberger ROMAX Pressliner																						X																		
Rothenberger ROMAX AC ECO																						X																		
Dewalt 20V MAX Press Tool																											X													
Klauke UPA Tool																													X											
Hilti Press Tool NPR 32-A22																		X																					X	

Tool & Jaw Compatibility

MILWAUKEE		
TOOL	CAPACITY	
M12 FORCE LOGIC Press Tool (2473-20)	1/2"- 1-1/4"	
M18 FORCE LOGIC Press Tool (2773-20)	1/2"- 4"	
M18 FORCE LOGIC Long Throw Press Tool (2773-20L)	1/2"- 4"	
JAW	SERIES	CAPACITY
M12 Compact CTS Jaws	49-16-2450	1/2"
	49-16-2451	3/4"
	49-16-2452	1"
	49-16-2453	1-1/4"
	49-16-2650	1/2"
M18 Standard CTS Jaws	49-16-2651	3/4"
	49-16-2652	1"
	49-16-2653	1-1/4"
	49-16-2654	1-1/2"
	49-16-2655	2"
M18 Rings and Jaws	49-16-2656	2-1/2"
	49-16-2657	3"
	49-16-2658	4"
49-16-2659	Ring Jaw	
DEWALT		
TOOL	CAPACITY	
20V MAX Press Tool (DCE200M2)	1/2"- 4"	
JAW	SERIES	CAPACITY
Standard Jaws	DCE200012	1/2"
	DCE200034	3/4"
	DCE200100	1"
	DCE200114	1-1/4"
	DCE200112	1-1/2"
	DCE200200	2"

RIGID		
TOOL	CAPACITY	
RP 240 Press Tool (57413)	1/2"- 1-1/4"	
RP 241 Press Tool (57383)	1/2"- 1-1/4"	
RP 340 Press Tool (43348)	1/2"- 4"	
RP 210-B Press Tool*	1/2"- 1-1/4"	
RP 330-B Press Tool*	1/2"- 4"	
RP 330-C Press Tool	1/2"- 4"	
JAW	SERIES	CAPACITY
Compact Series Jaws	16958	1/2"
	16963	3/4"
	16978	1"
	31228	1-1/4"
	76652	1/2"
Standard Series Jaws	76657	3/4"
	76662	1"
	76667	1-1/4"
	76672	1-1/2"
	76677	2"
Press Rings	27998	1/2"
	28003	3/4"
	28008	1"
	28013	1-1/4"
	28018	1-1/2"
	28023	2"
	20543	2-1/2"
	20548	3"
	20553	4"
	28033	V1 Actuator
	26163	C1 Actuator
21878	V2 Actuator	

NIBCO		
TOOL	CAPACITY	
Mini Press Tool (PC-20M)	1/2"- 1-1/4"	
Press Tool (PC-280)	1/2"- 2"	
JAW	SERIES	CAPACITY
Mini Jaws	PC-1M	1/2"
	PC-2M	3/4"
	PC-3M	1"
Standard Jaws	PC-10S	1/2"
	PC-11S	3/4"
	PC-12S	1"
	PC-13S	1-1/4"
	PC-14S	1-1/2"
	PC-15S	2"
REMS		
TOOL	CAPACITY	
Mini Press ACC (578012)	3/8" - 1"	
Akku-Press (571013/4)	3/8" - 4"	
Power Press (572010/110)	3/8" - 4"	
JAW	SERIES	CAPACITY
Mini Press Tongs	578566	1/2"
	578568	3/4"
	578570	1"
	578606	1-1/4"
Standard Size Press Tongs	571770	1/2"
	5741775	3/4"
	571780	1"
	571785	1-1/4"
	571790	1 1/2"
Press Rings	571795	2"
	572819R	2 1/2"
	572820R	3"
	572821R	4"
	572802RX	Adapter Tong 25

STANLEY-VIRAX*		
JAW	SERIES	CAPACITY
Copper Inserts	252933	1/2"
	252934	3/4"
	252935	1"
Standard Jaws	253291	1/2"
	253292	3/4"
	253293	1"
	253294	1-1/4"
	253295	1-1/2"
253296	2"	
ROTHENBERGER		
JAW	SERIES	CAPACITY
Mini Jaws	15031V	1/2"
	15032V	3/4"
	15033V	1"
Standard Jaws	15222X	1/2"
	15223X	3/4"
	15224X	1"
	15225X	1-1/4"
	15226X	1-1/2"
15227X	2"	
HILTI		
TOOL	CAPACITY	
Hilti Pipe Press Tool NPR 32-A22	1/2"- 4"	
JAW	SERIES	CAPACITY
Hilti Standard Press Jaw	2217399	1/2"
	2217417	3/4"
	2217411	1"
	2217397	1 1/4"
	2217412	1 1/2"
	2217398	2"
Hilti Press Rings and Actuator	2217413	2 1/2"
	2217414	3"
	2217396	4"
	2228526	Actuator

*No longer offered

APPROVED APPLICATIONS FOR 1/2” TO 4” STREAMLINE® PRS COPPER PRESS FITTINGS:

Types of Service	Comments	Pressure	Temperature	Compatible with EPDM Seal
FLUIDS/WATER POTABLE				
Hot and Cold Water	—	300 PSI	32°F to 250°F	√
Rainwater / Grey Water	—	300 PSI	-20°F to 250°F	√
Hydronic Heating	Up to 50% Ethylene Glycol or Propylene Glycol solution	300 PSI	-20°F to 250°F	√
Cooling Water	Up to 50% Ethylene Glycol or Propylene Glycol solution	300 PSI	-20°F to 250°F	√
Low-Pressure Steam	—	UP TO 5 PSI	248°F	√
FUEL, OIL AND LUBRICANT				
Ethanol	Pure Grain Alcohol	200 PSI	—	√
NON-MEDICAL GASES				
Compressed Air	Less than 25mg/m ³ oil content	200 PSI	Up to 140°F	√
Oxygen - O ₂ (non medical)	Keep oil and fat free/non-liquid O ₂	140 PSI	Up to 140°F	√
Nitrogen - N ₂	—	200 PSI	Up to 140°F	√
Argon	Welding Use	200 PSI	Up to 140°F	√
Hydrogen - H ₂	—	125 PSI	Up to 140°F	√
Vacuum	—	Max 29.2 inches of Mercury	Up to 140°F	√
Carbon Dioxide - CO ₂	Dry	200 PSI	Up to 140°F	√

TESTING INSTRUCTIONS FOR STREAMLINE® PRS COPPER PRESS FITTINGS:

Low-pressure air or water testing can be useful to assist in identifying any un-pressed connections. Leak testing with air can be dangerous at high pressures. When testing with compressed air the proper pressure range is 5 PSI to 15 PSI maximum. When testing with water the proper pressure range is 15 PSI to 50 PSI maximum. Following a successful leak test, the system may be pressure tested with air – recommended at 200 PSI up to a maximum 450 PSI – or with water – recommended at 200 PSI up to a maximum of 450 PSI – as required by local code requirements or project specifications.

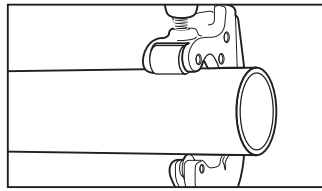
SPECIFICATION LANGUAGE:

Press Fitting: Shall conform to material requirements of ASME B16.22, ASME B16.51, or ASME B16.18. Performance criteria of mechanical pressed copper fittings shall conform to IAPMO PS-117 or ASME B16.51

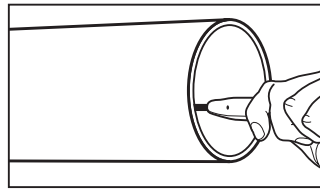
- a. Operating pressure: 300 PSI CWP Max
- b. Temperature range: -20°F to 250°F
- c. EPDM sealing element, factory installed

-OR-

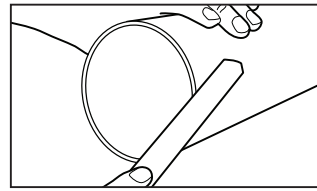
Mechanical pressed copper fittings. Jointing piping similar to Mueller Industries Streamline PRS™, Viega ProPress, or approved equal may be used.



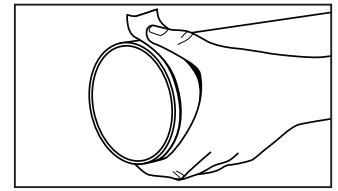
1. Cut tube square using a tube cutter or fine tooth saw.



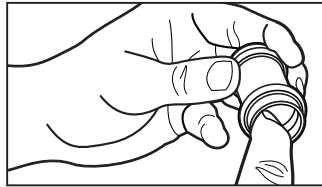
2. Deburr tube ID using a deburring tool.



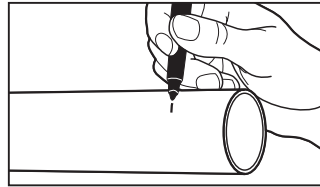
3. Deburr tube OD using half round file.



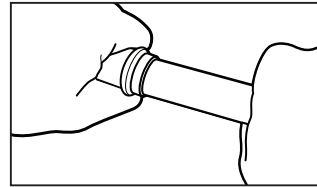
4. Sand tube OD with sand cloth. Tube surface should be free of indentation, scratches, & deformations.



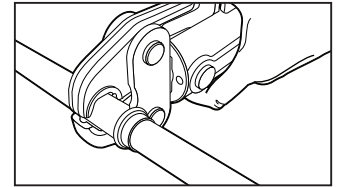
5. Check fitting bead to ensure seal is present. Do not use any type of oil lubrication.



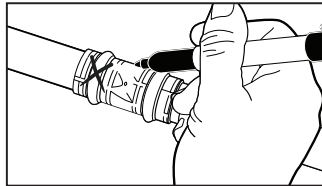
6. Mark tube to proper fitting insertion depth (see Insertion Depth Chart below).



7. Turn slightly while sliding press fitting onto tube. Slide all the way to insertion mark & make contact with stop.



8. Place press tool at a right angle over fitting bead. Start the pressing process. Please see specific tool manufacturer for tool instruction.

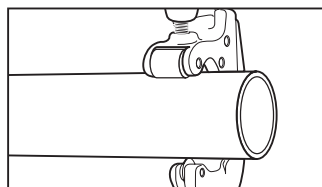


9. Mark joint site with an "X" once crimping process is complete to verify that the connection has been pressed.

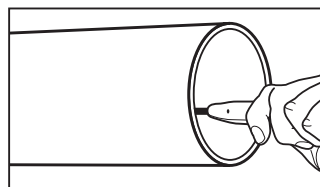
Tube Size	1/2"	3/4"	1"	1-1/4"	1-1/2"	2"
Insertion Depth	3/4"	7/8"	7/8"	1"	1-7/16"	1-9/16"

Streamline® PRS Copper Press Fittings must be connected with approved press tool. Please see specific tool manufacturer for tool instruction.

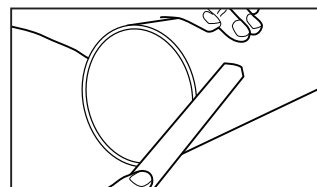
Installation Instructions (2-1/2" - 4")



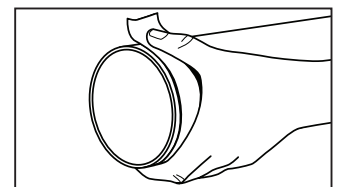
1. Cut tube square using a tube cutter or fine tooth saw.



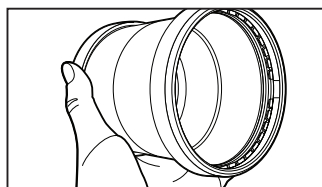
2. Deburr tube ID using a deburring tool.



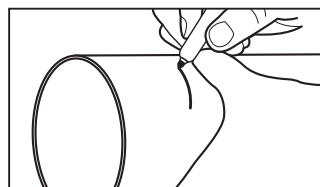
3. Deburr tube OD using half round file.



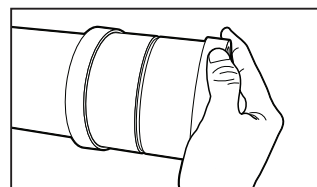
4. Sand tube OD with sand cloth. Tube surface should be free of indentation, scratches, & deformations.



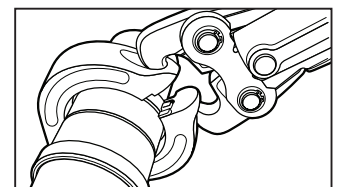
5. Check fitting ends to ensure seal, grip ring and nylon spacer are present. Do not use any type of oil lubrication.



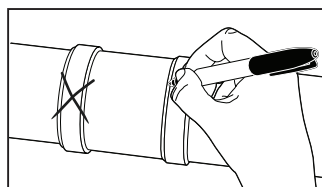
6. Mark tube to proper fitting insertion depth (see Insertion Depth Chart below).



7. Turn slightly while sliding press fitting onto tube. Slide all the way to insertion mark & make contact with stop.



8. Place press-ring at a right angle over fitting bead & check for proper engagement. Start the pressing process. See specific tool manufacturer for tool instruction.



9. Mark joint site with an "X" once crimping process is complete to verify that the connection has been pressed.

Tube Size	2-1/2"	3"	4"
Insertion Depth	1-3/4"	1-7/8"	2-1/8"

WARNING

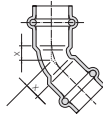
Failure to follow all instructions could affect joint/system integrity and may lead to property damage. Call Customer Service at 1-800-FITTING if you have any questions or need assistance.



Large diameter (2-1/2" - 4") Streamline® PRS Copper Press Fittings must be connected with approved press tool and press-rings. Please see specific tool manufacturer for tool instruction.

45° ELBOW • SMALL

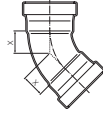
P x P



Item No.	Diameter	X	Wgt.	Inner	Viega No.
PF 03026	1/2"	0.28	0.10	10	77607
PF 03034	3/4"	0.37	0.15	10	77023
PF 03044	1"	0.45	0.21	5	77028
PF 03050	1-1/4"	0.51	0.30	1	77033
PF 03055	1-1/2"	0.59	0.58	1	77038
PF 03059	2"	0.79	0.82	1	77043

45° ELBOW • LARGE

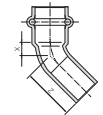
P x P



Item No.	Diameter	X	Wgt.	Inner	Viega No.
PF 03063	2-1/2"	1.30	1.74	1	20653
PF 03067	3"	1.57	2.27	1	20658
PF 03073	4"	2.07	4.11	1	20663

45° ELBOW • STREET • SMALL

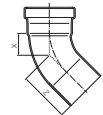
FTG x P



Item No.	Diameter	X	Z	Wgt.	Inner	Viega No.
PF 03326	1/2"	0.28	1.10	0.09	10	77637
PF 03334	3/4"	0.37	1.32	0.15	10	77053
PF 03344	1"	0.45	1.44	0.20	5	77058
PF 03350	1-1/4"	0.51	1.67	0.28	1	77063
PF 03355	1-1/2"	0.59	2.13	0.56	1	77068
PF 03359	2"	0.79	2.48	0.80	1	77073

45° ELBOW • STREET • LARGE

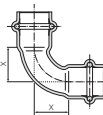
FTG x P



Item No.	Diameter	X	Z	Wgt.	Inner	Viega No.
PF 03363	2-1/2"	1.30	3.23	1.57	1	20668
PF 03368	3"	1.57	3.50	2.32	1	20673
PF 03373	4"	2.07	4.59	3.96	1	20678

90° ELBOW • SHORT RADIUS • SMALL

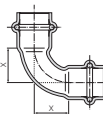
P x P



Item No.	Diameter	X	Wgt.	Inner	Viega No.
PF 02722	1/2"	0.75	0.12	10	77317
PF 01634	3/4"	0.75	0.18	10	77022
PF 01647	1"	1.22	0.28	5	77027
PF 02084	1-1/4"	1.22	0.35	1	77032
PF 02085	1-1/2"	1.24	0.63	1	77037
PF 02086	2"	2.05	1.07	1	77042

90° ELBOW • LONG RADIUS • SMALL

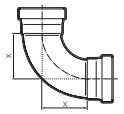
P x P



Item No.	Diameter	X	Wgt.	Inner	Viega No.
PF 02722	1/2"	0.75	0.12	10	77317
PF 02734	3/4"	1.30	0.20	10	-
PF 02747	1"	1.30	0.29	5	-
PF 02055	1-1/4"	1.65	0.40	1	-
PF 02063	1-1/2"	2.01	0.79	1	-
PF 02072	2"	2.52	1.21	1	-

90° ELBOW • LONG RADIUS • LARGE

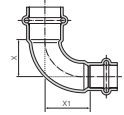
P x P



Item No.	Diameter	X	Wgt.	Inner	Viega No.
PF 02082	2-1/2"	2.99	2.10	1	20623
PF 02092	3"	3.58	3.09	1	20628
PF 02095	4"	4.74	5.62	1	20633

90° ELBOW • LONG RADIUS • REDUCING • SMALL

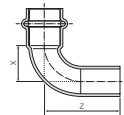
P x P



Item No.	Diameter	X	X1	Wgt.	Inner	Viega No.
PF 02736	3/4" x 1/2"	1.02	1.26	0.19	15	77325
PF 02749	1" x 3/4"	1.30	1.54	0.30	10	77330

90° ELBOW • SHORT RADIUS • STREET • SMALL

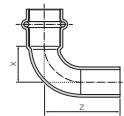
FTG x P



Item No.	Diameter	X	Z	Wgt.	Inner	Viega No.
PF 01654	3/4"	0.75	2.01	0.16	10	77052
PF 02344	1"	1.22	2.28	0.27	5	77057
PF 02384	1-1/4"	1.22	2.84	0.35	1	77062
PF 02385	1-1/2"	1.24	3.52	0.64	1	77067
PF 02386	2"	2.05	4.15	1.05	1	77072

90° ELBOW • LONG RADIUS • STREET • SMALL

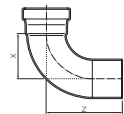
FTG x P



Item No.	Diameter	X	Z	Wgt.	Inner	Viega No.
PF 02822	1/2"	0.75	1.57	0.11	10	77347
PF 02834	3/4"	1.02	2.01	0.19	10	-
PF 02847	1"	1.30	2.28	0.27	5	-
PF 02350	1-1/4"	1.65	2.83	0.41	1	-
PF 02355	1-1/2"	2.01	3.52	0.76	1	-
PF 02359	2"	2.52	4.15	1.16	1	-

90° ELBOW • LONG RADIUS • STREET • LARGE

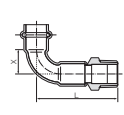
FTG x P



Item No.	Diameter	X	Z	Wgt.	Inner	Viega No.
PF 02363	2-1/2"	2.99	5.00	2.05	1	20638
PF 02368	3"	3.58	5.58	3.04	1	20643
PF 02395	4"	4.74	7.05	5.70	1	20648

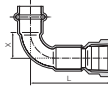
90° ELBOW • MALE • SMALL

P x MPT



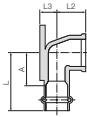
Item No.	Diameter	L	X	Wgt.	Inner	Viega No.
PF 01506	1/2"	2.82	0.75	0.23	5	-
PF 01531	3/4"	3.36	1.02	0.39	5	-
PF 01558	1"	3.76	1.30	0.60	1	-
PF 01593	1-1/4"	4.41	1.65	0.81	1	-
PF 01631	1-1/2"	5.22	2.01	1.42	1	-
PF 01679	2"	5.98	2.52	2.12	1	-

90° ELBOW • FEMALE • SMALL
P x FPT



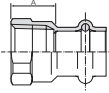
Item No.	Diameter	L	X	Wgt.	Inner	Viega No.
PF 01507	1/2"	2.65	0.75	0.23	5	79525
PF 01532	3/4"	3.24	1.02	0.37	5	79540
PF 01559	1"	3.57	1.30	0.55	1	79550
PF 01594	1-1/4"	4.13	1.65	0.74	1	79560
PF 01632	1-1/2"	4.95	2.01	1.34	1	79565
PF 01680	2"	5.67	2.52	1.98	1	79570

90° ELBOW • DROP EAR • SMALL
P x FPT



Item No.	Diameter	A	L	L2	L3	Wgt.	Inner	Viega No.
PF 01508	1/2"	0.88	1.63	0.76	0.75	0.25	5	79190
PF 02581	3/4"	1.09	2.00	1.25	0.87	0.44	5	79195

ADAPTER • FEMALE • SMALL
P x FPT



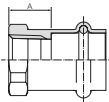
Item No.	Diameter	A	Wgt.	Inner	Viega No.
PF 01231	1/2"	0.70	0.10	10	79300
PF 01246	3/4"	0.87	0.17	10	79315
PF 01263	1"	0.89	0.25	10	79330
PF 01271	1-1/4"	0.96	0.35	1	79350
PF 01279	1-1/2"	1.02	0.53	1	79365
PF 01287	2"	1.06	0.78	1	79370

ADAPTER • FEMALE • LARGE
P x FPT



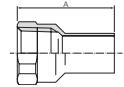
Item No.	Diameter	A	Wgt.	Inner	Viega No.
PF 01296	2-1/2"	1.30	1.25	1	20819
PF 01297	3"	1.54	1.85	1	20829

ADAPTER • FEMALE • REDUCING • SMALL
P x FPT



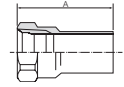
Item No.	Diameter	A	Wgt.	Inner	Viega No.
PF 01232	1/2" x 3/8"	0.53	0.07	10	79295
PF 01230	1/2" x 3/4"	0.98	0.15	10	79305
PF 01247	3/4" x 1/2"	0.71	0.17	10	79310
PF 01265	1" x 1/2"	0.73	0.29	10	79320
PF 01264	1" x 3/4"	0.71	0.22	10	79325
PF 01261	1" x 1-1/4"	1.40	0.46	10	79335
PF 01272	1-1/4" x 1"	0.85	0.29	1	79345
PF 01270	1-1/4" x 1-1/2"	1.56	0.62	1	79355
PF 01280	1-1/2" x 1-1/4"	0.94	0.46	1	79360

ADAPTER • FEMALE • STREET • SMALL
FTG x FPT



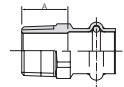
Item No.	Diameter	A	Wgt.	Inner	Viega No.
PF 15310	1/2"	1.59	0.09	5	79430
PF 01546	3/4"	1.90	0.15	5	79445
PF 01563	1"	1.96	0.23	1	79450
PF 01571	1-1/4"	2.17	0.32	1	79465
PF 01579	1-1/2"	2.63	0.49	1	79470
PF 01587	2"	2.84	0.75	1	79475

ADAPTER • FEMALE • STREET • REDUCING • SMALL
FTG x FPT



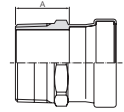
Item No.	Diameter	A	Wgt.	Inner	Viega No.
PF 01534	1/2" x 3/4"	1.87	0.15	5	79435
PF 01547	3/4" x 1/2"	1.81	0.15	5	79440
PF 01564	1" x 3/4"	1.77	0.15	5	-

ADAPTER • MALE • SMALL
P x MPT



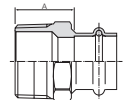
Item No.	Diameter	A	Wgt.	Inner	Viega No.
PF 01131	1/2"	0.89	0.11	10	79215
PF 01146	3/4"	0.89	0.19	10	79230
PF 01163	1"	1.06	0.28	10	79245
PF 01171	1-1/4"	0.99	0.37	1	79260
PF 01179	1-1/2"	1.19	0.63	1	79275
PF 01187	2"	1.28	0.90	1	79290

ADAPTER • MALE • LARGE
P x MPT



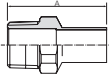
Item No.	Diameter	A	Wgt.	Inner	Viega No.
PF 01196	2-1/2"	1.97	1.62	1	20823
PF 01199	3"	2.11	2.23	1	20828
PF 01150	4"	2.32	3.83	1	20838

ADAPTER • MALE • REDUCING • SMALL
P x MPT



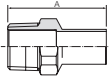
ITEM NO.	Diameter	A	Wgt.	Inner	Viega No.
PF 01132	1/2" x 3/8"	0.71	0.09	10	79210
PF 01130	1/2" x 3/4"	0.97	0.19	10	79220
PF 01147	3/4" x 1/2"	0.90	0.17	10	79225
PF 01145	3/4" x 1"	1.20	0.30	10	79235
PF 01164	1" x 3/4"	0.92	0.24	10	79240
PF 01162	1" x 1-1/4"	1.23	0.45	10	79250
PF 01172	1-1/4" x 1"	1.10	0.35	1	79255
PF 01170	1-1/4" x 1-1/2"	1.30	0.59	1	79265
PF 01180	1-1/2" x 1-1/4"	1.19	0.59	1	79270
PF 01178	1-1/2" x 2"	1.75	1.01	1	79280
PF 01188	2" x 1-1/2"	1.42	0.92	1	79285

ADAPTER • MALE • STREET • SMALL
FTG x MPT



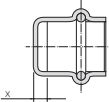
Item No.	Diameter	A	Wgt.	Inner	Viega No.
PF 01431	1/2"	1.75	0.10	5	79380
PF 01446	3/4"	2.02	0.17	5	79395
PF 01463	1"	2.15	0.27	5	79405
PF 01471	1-1/4"	2.44	0.41	1	79410
PF 01479	1-1/2"	2.90	0.59	1	79415
PF 01487	2"	3.15	0.89	1	79420

ADAPTER • MALE • STREET • REDUCING • SMALL
FTG x MPT



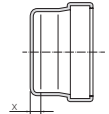
Item No.	Diameter	A	Wgt.	Inner	Viega No.
PF 01434	1/2" x 3/4"	2.05	0.18	5	79385
PF 01447	3/4" x 1/2"	1.95	0.16	5	79390
PF 01464	1" x 3/4"	2.03	0.20	5	79400

CAP • SMALL
P



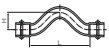
Item No.	Diameter	X	Wgt.	Inner	Viega No.
PF 07007	1/2"	0.10	0.05	10	77712
PF 07009	3/4"	0.11	0.08	10	77717
PF 07011	1"	0.11	0.10	5	77722
PF 07012	1-1/4"	0.11	0.15	1	77727
PF 07013	1-1/2"	0.12	0.28	1	77732
PF 07014	2"	0.13	0.41	1	77737

CAP • LARGE
P



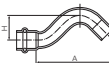
Item No.	Diameter	X	Wgt.	Inner	Viega No.
PF 07015	2-1/2"	0.33	0.68	1	20833
PF 07016	3"	0.33	0.97	1	20843
PF 07018	4"	0.39	1.68	1	20848

COUPLING • CROSS OVER • SMALL
P x P



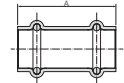
Item No.	Diameter	H	L	Wgt.	Inner	Viega No.
PF 02535	1/2"	0.94	3.33	0.21	10	77742
PF 02583	3/4"	1.28	4.84	0.39	10	77747

COUPLING • CROSS OVER • STREET • SMALL
FTG x P



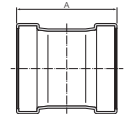
Item No.	Diameter	A	H	Wgt.	Inner	Viega No.
PF 12535	1/2"	3.78	0.94	0.15	10	-
PF 12583	3/4"	5.31	1.28	0.31	10	-

COUPLING • NO STOP • SMALL
P x P



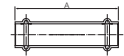
Item No.	Diameter	A	Wgt.	Inner	Viega No.
PF 01903	1/2"	1.50	0.08	10	78172
PF 01905	3/4"	1.81	0.13	10	78177
PF 01906	1"	1.81	0.16	5	78182
PF 01907	1-1/4"	2.05	0.22	1	78187
PF 01908	1-1/2"	2.83	0.46	1	78192
PF 01909	2"	3.15	0.61	1	78197

COUPLING • NO STOP • LARGE
P x P



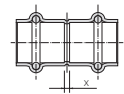
Item No.	Diameter	A	Wgt.	Inner	Viega No.
PF 01910	2-1/2"	3.54	1.09	1	20743
PF 01911	3"	3.86	1.45	1	20748
PF 01913	4"	4.49	2.43	1	20753

COUPLING • NO STOP • EXTENDED • SMALL
P x P



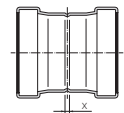
Item No.	Diameter	A	Wgt.	Inner	Viega No.
PF 01950	1/2"	2.95	0.13	5	79005
PF 01952	3/4"	3.41	0.20	5	79010
PF 01955	1"	3.94	0.30	5	79015
PF 01956	1-1/4"	4.13	0.38	1	79020
PF 01957	1-1/2"	4.72	0.70	1	79025
PF 01958	2"	5.31	0.95	1	79030

COUPLING • STAKED STOP • SMALL
P x P



Item No.	Diameter	X	Wgt.	Inner	Viega No.
PF 10145	1/2"	0.08	0.08	10	78047
PF 10146	3/4"	0.08	0.13	10	78052
PF 10147	1"	0.08	0.16	5	78057
PF 10148	1-1/4"	0.08	0.22	1	78062
PF 10149	1-1/2"	0.08	0.46	1	78067
PF 10150	2"	0.08	0.61	1	78072

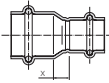
COUPLING • STAKED STOP • LARGE
P x P



Item No.	Diameter	X	Wgt.	Inner	Viega No.
PF 10151	2-1/2"	0.16	1.09	1	20728
PF 10152	3"	0.16	1.45	1	20733
PF 10154	4"	0.16	2.43	1	20738

COUPLING • REDUCING • SMALL

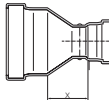
P x P



Item No.	Diameter	X	Wgt.	Inner	Viega No.
PF 01036	3/4" x 1/2"	0.33	0.12	10	78147
PF 01051	1" x 1/2"	0.53	0.16	10	15603
PF 01049	1" x 3/4"	0.30	0.18	10	78152
PF 01060	1-1/4" x 1/2"	0.71	0.21	1	-
PF 01058	1-1/4" x 3/4"	0.51	0.24	1	15593
PF 01056	1-1/4" x 1"	0.31	0.23	1	78157
PF 01069	1-1/2" x 1/2"	0.91	0.37	1	-
PF 01067	1-1/2" x 3/4"	0.69	0.39	1	18473
PF 01065	1-1/2" x 1"	0.49	0.38	1	15588
PF 01064	1-1/2" x 1-1/4"	0.37	0.39	1	78162
PF 01079	2" x 1/2"	1.28	0.55	1	-
PF 01077	2" x 3/4"	1.10	0.55	1	18468
PF 01075	2" x 1"	0.81	0.47	1	15608
PF 01074	2" x 1-1/4"	0.73	0.55	1	22328
PF 01073	2" x 1-1/2"	0.51	0.64	1	78167

COUPLING • REDUCING • LARGE

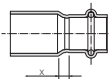
P x P



Item No.	Diameter	X	Wgt.	Inner	Viega No.
PF 01086	2-1/2" x 1"	1.54	0.87	1	20685
PF 01085	2-1/2" x 1-1/4"	1.65	0.88	1	20690
PF 01084	2-1/2" x 1-1/2"	1.50	1.00	1	20695
PF 01083	2-1/2" x 2"	1.12	1.04	1	20700
PF 01095	3" x 1-1/2"	1.83	1.26	1	20705
PF 01094	3" x 2"	1.50	1.29	1	20710
PF 01093	3" x 2-1/2"	1.14	1.43	1	20715
PF 10111	4" x 2"	2.24	2.08	1	20720
PF 10110	4" x 2-1/2"	1.93	2.19	1	20725
PF 10109	4" x 3"	1.54	2.33	1	20730

FITTING REDUCER • SMALL

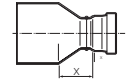
FTG x P



Item No.	Diameter	X	Wgt.	Inner	Viega No.
PF 01326	3/4" x 1/2"	0.20	0.11	10	78077
PF 01339	1" x 1/2"	0.41	0.13	10	78082
PF 01337	1" x 3/4"	0.24	0.15	10	78087
PF 01347	1-1/4" x 1/2"	0.59	0.17	5	22333
PF 01345	1-1/4" x 3/4"	0.47	0.20	5	78092
PF 01343	1-1/4" x 1"	0.24	0.19	5	78097
PF 01355	1-1/2" x 1/2"	0.79	0.27	5	79850
PF 01353	1-1/2" x 3/4"	0.61	0.28	1	14543
PF 01351	1-1/2" x 1"	0.43	0.30	1	78102
PF 01350	1-1/2" x 1-1/4"	0.26	0.29	1	78107
PF 01364	2" x 1/2"	1.16	0.45	1	79855
PF 01362	2" x 3/4"	0.97	0.46	1	79860
PF 01360	2" x 1"	0.79	0.46	1	78112
PF 01359	2" x 1-1/4"	0.61	0.46	1	78117
PF 01358	2" x 1-1/2"	0.43	0.55	1	78122

FITTING REDUCER • LARGE

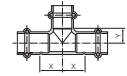
FTG x P



Item No.	Diameter	X	Wgt.	Inner	Viega No.
PF 01370	2-1/2" x 1"	1.36	0.67	1	20814
PF 01369	2-1/2" x 1-1/4"	1.52	0.68	1	20815
PF 01368	2-1/2" x 1-1/2"	1.32	0.80	1	20813
PF 01367	2-1/2" x 2"	0.94	0.84	1	20758
PF 01379	3" x 1-1/4"	1.91	0.97	1	20817
PF 01378	3" x 1-1/2"	1.71	1.08	1	20818
PF 01377	3" x 2"	1.32	1.11	1	20763
PF 01376	3" x 2-1/2"	0.98	1.35	1	20768
PF 01389	4" x 2"	2.11	1.93	1	20773
PF 01388	4" x 2-1/2"	1.75	2.07	1	20778
PF 01387	4" x 3"	1.42	2.25	1	20783

TEE • SMALL

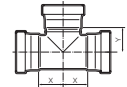
P x P x P



Item No.	Diameter	X	Y	Wgt.	Inner	Viega No.
PF 04006	1/2"	0.67	0.49	0.21	10	77377
PF 04031	3/4"	0.81	0.55	0.35	10	77387
PF 04048	1"	0.89	0.79	0.51	5	77412
PF 04068	1-1/4"	0.96	0.83	0.66	1	77442
PF 04084	1-1/2"	1.10	1.10	1.22	1	77457
PF 40102	2"	1.30	1.34	1.73	1	77477

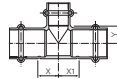
TEE • LARGE

P x P x P



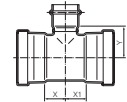
Item No.	Diameter	X	Y	Wgt.	Inner	Viega No.
PF 40123	2-1/2"	1.73	1.81	2.49	1	20683
PF 40152	3"	2.01	2.11	3.47	1	20693
PF 40200	4"	2.58	2.68	6.15	1	20708

TEE • REDUCING • SMALL P x P x P



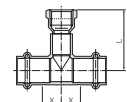
Item No.	Diameter	X	X1	Y	Wgt.	Inner	Viega No.
PF 04047	1/2" x 1/2" x 3/4"	0.83	0.83	0.55	0.32	10	77382
PF 04067	1/2" x 1/2" x 1"	2.28	2.28	0.80	0.72	5	15493
PF 04043	3/4" x 1/2" x 1/2"	0.61	0.77	0.55	0.28	10	77392
PF 04041	3/4" x 1/2" x 3/4"	0.81	0.89	0.55	0.33	5	77397
PF 04033	3/4" x 3/4" x 1/2"	0.61	0.61	0.55	0.29	10	77402
PF 04065	3/4" x 3/4" x 1"	2.11	2.11	0.79	0.77	5	77407
PF 04062	1" x 1/2" x 3/4"	0.81	1.00	0.71	0.44	5	22263
PF 04061	1" x 1/2" x 1"	0.89	1.22	0.79	0.48	5	94767
PF 04058	1" x 3/4" x 1/2"	0.69	0.77	0.79	0.51	5	77417
PF 04056	1" x 3/4" x 3/4"	0.81	0.96	0.71	0.43	5	77422
PF 04055	1" x 3/4" x 1"	0.89	1.10	0.80	0.48	5	77427
PF 04051	1" x 1" x 1/2"	0.69	0.69	0.79	0.41	5	77432
PF 04049	1" x 1" x 3/4"	0.81	0.81	0.71	0.45	5	77437
PF 04082	1" x 1" x 1-1/4"	2.42	2.42	0.83	1.02	1	15488
PF 04083	1-1/4" x 1/2" x 1-1/4"	0.96	2.66	0.83	0.81	1	22253
PF 04081	1-1/4" x 3/4" x 1/2"	0.47	2.05	0.83	0.65	1	22243
PF 04080	1-1/4" x 3/4" x 3/4"	0.61	2.19	0.83	0.73	1	22258
PF 04079	1-1/4" x 3/4" x 1"	0.69	2.26	0.83	0.78	1	22268
PF 04078	1-1/4" x 3/4" x 1-1/4"	0.96	2.54	0.83	0.85	1	22248
PF 04076	1-1/4" x 1" x 1/2"	0.47	1.81	0.83	0.65	1	22238
PF 04075	1-1/4" x 1" x 3/4"	0.61	1.95	0.83	0.70	1	94762
PF 04074	1-1/4" x 1" x 1"	0.69	2.03	0.83	0.75	1	14568
PF 04073	1-1/4" x 1" x 1-1/4"	0.96	2.30	0.83	0.84	1	-
PF 04071	1-1/4" x 1-1/4" x 1/2"	0.47	0.47	0.83	0.45	1	94757
PF 04070	1-1/4" x 1-1/4" x 3/4"	0.61	0.61	0.83	0.50	1	77452
PF 04069	1-1/4" x 1-1/4" x 1"	0.69	0.69	0.83	0.57	1	77447
PF 40244	1-1/2" x 1/2" x 1-1/2"	1.10	3.39	1.10	1.48	1	-
PF 40238	1-1/2" x 3/4" x 3/4"	0.63	2.74	1.10	1.04	1	-
PF 04098	1-1/2" x 1" x 3/4"	0.63	2.56	1.10	1.08	1	79660
PF 04097	1-1/2" x 1" x 1"	0.75	2.68	1.10	1.15	1	15458
PF 04095	1-1/2" x 1" x 1-1/2"	1.10	3.03	1.10	1.46	1	15463
PF 04093	1-1/2" x 1-1/4" x 3/4"	0.63	2.38	1.10	1.11	1	22233
PF 04092	1-1/2" x 1-1/4" x 1"	0.75	2.50	1.10	1.18	1	15453
PF 04091	1-1/2" x 1-1/4" x 1-1/4"	0.96	2.72	1.16	1.24	1	15483
PF 04088	1-1/2" x 1-1/2" x 1/2"	0.47	0.47	1.08	0.75	1	15448
PF 04087	1-1/2" x 1-1/2" x 3/4"	0.63	0.63	1.10	0.84	1	77462
PF 04086	1-1/2" x 1-1/2" x 1"	0.75	0.75	1.10	0.92	1	77467
PF 04085	1-1/2" x 1-1/2" x 1-1/4"	0.96	0.96	1.16	1.06	1	77472
PF 40249	2" x 1/2" x 2"	1.30	4.11	1.34	2.11	1	-
PF 40248	2" x 3/4" x 2"	1.30	3.92	1.34	2.12	1	-
PF 40247	2" x 1" x 1"	3.29	0.85	1.34	1.61	1	-
PF 40245	2" x 1" x 2"	1.30	3.74	1.34	2.09	1	-
PF 40117	2" x 1-1/4" x 1-1/4"	0.89	3.15	1.34	1.73	1	15518
PF 40113	2" x 1-1/2" x 3/4"	0.75	2.83	1.34	1.70	1	15513
PF 40112	2" x 1-1/2" x 1"	0.85	2.93	1.34	1.73	1	15498
PF 40111	2" x 1-1/2" x 1-1/4"	0.89	2.97	1.34	1.83	1	15508
PF 40110	2" x 1-1/2" x 1-1/2"	1.08	3.17	1.34	1.97	1	15503
PF 40109	2" x 1-1/2" x 2"	1.30	3.39	1.34	2.19	1	22228
PF 40107	2" x 2" x 1/2"	0.49	0.49	1.26	0.99	1	15538
PF 40106	2" x 2" x 3/4"	0.75	0.75	1.34	1.20	1	94777
PF 40105	2" x 2" x 1"	0.85	0.85	1.34	1.28	1	94772
PF 40104	2" x 2" x 1-1/4"	0.89	0.89	1.34	1.33	1	77487
PF 40103	2" x 2" x 1-1/2"	1.08	1.08	1.34	1.53	1	77482

TEE • REDUCING • LARGE P x P x P



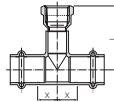
Item No.	Diameter	X	X1	Y	Wgt.	Inner	Viega No.
PF 40222	2-1/2" x 3/4" x 2-1/2"	1.73	5.20	1.81	3.34	1	20684
PF 40221	2-1/2" x 1" x 2-1/2"	1.73	5.06	1.81	3.33	1	20689
PF 40220	2-1/2" x 1-1/4" x	1.73	5.22	1.81	3.35	1	20694
PF 40138	2-1/2" x 1-1/2" x 2"	1.59	4.90	1.83	3.10	1	-
PF 40137	2-1/2" x 1-1/2" x	1.73	5.04	1.81	3.47	1	20699
PF 40135	2-1/2" x 2" x 3/4"	0.98	3.90	1.56	2.54	1	20704
PF 40134	2-1/2" x 2" x 1"	1.10	4.02	1.59	2.60	1	20709
PF 40132	2-1/2" x 2" x 1-1/2"	1.34	4.29	1.83	2.89	1	22283
PF 40131	2-1/2" x 2" x 2"	1.59	4.53	1.83	3.06	1	22278
PF 40130	2-1/2" x 2" x 2-1/2"	1.73	4.65	1.81	3.43	1	20714
PF 40129	2-1/2" x 2-1/2" x 1/2"	0.87	0.87	1.52	1.52	1	22303
PF 40128	2-1/2" x 2-1/2" x 3/4"	0.98	0.98	1.56	1.64	1	22298
PF 40127	2-1/2" x 2-1/2" x 1"	1.10	1.10	1.59	1.70	1	22293
PF 40126	2-1/2" x 2-1/2" x 1-1/4"	1.24	1.24	1.83	1.79	1	22288
PF 40125	2-1/2" x 2-1/2" x 1-1/2"	1.34	1.34	1.83	1.92	1	20803
PF 40124	2-1/2" x 2-1/2" x 2"	1.59	1.59	1.83	2.13	1	20688
PF 40179	3" x 3/4" x 3"	2.01	6.00	2.11	4.68	1	20719
PF 40178	3" x 1" x 3"	2.01	5.81	2.11	4.68	1	20724
PF 40181	3" x 1-1/4" x 3"	2.01	6.06	2.11	4.69	1	20729
PF 40174	3" x 1-1/2" x 3"	2.01	5.85	2.11	4.72	1	20727
PF 40164	3" x 2" x 2"	1.61	5.06	2.09	4.12	1	20732
PF 40165	3" x 2" x 2-1/2"	1.77	5.22	2.07	4.38	1	20734
PF 40167	3" x 2" x 3"	2.01	5.45	2.11	4.75	1	20739
PF 40157	3" x 2-1/2" x 2"	4.72	1.61	2.09	4.24	1	20744
PF 40158	3" x 2-1/2" x 2-1/2"	1.77	4.88	2.07	4.60	1	20749
PF 40159	3" x 2-1/2" x 3"	2.01	5.12	2.11	4.95	1	20754
PF 40145	3" x 3" x 1/2"	0.87	0.87	1.79	2.07	1	20759
PF 40146	3" x 3" x 3/4"	1.00	1.00	1.80	2.14	1	22323
PF 40147	3" x 3" x 1"	1.10	1.10	1.85	2.23	1	22308
PF 40148	3" x 3" x 1-1/4"	1.24	1.24	2.09	2.33	1	22313
PF 40149	3" x 3" x 1-1/2"	1.34	1.34	2.09	2.55	1	20798
PF 40150	3" x 3" x 2"	1.61	1.61	2.09	2.75	1	20698
PF 40151	3" x 3" x 2-1/2"	1.77	1.77	2.07	3.09	1	20703
PF 40204	4" x 3" x 2"	5.49	1.63	2.66	6.97	1	20774
PF 40206	4" x 3" x 3"	2.11	5.96	2.70	7.85	1	20784
PF 40191	4" x 4" x 1/2"	0.87	0.87	2.42	3.41	1	20788
PF 40192	4" x 4" x 3/4"	1.02	1.02	2.39	3.48	1	20793
PF 40193	4" x 4" x 1"	1.14	1.14	2.38	3.60	1	20794
PF 40194	4" x 4" x 1-1/4"	1.28	1.28	2.66	3.83	1	20795
PF 40195	4" x 4" x 1-1/2"	1.38	1.38	2.66	4.00	1	20808
PF 40196	4" x 4" x 2"	1.63	1.63	2.66	4.25	1	20713
PF 40197	4" x 4" x 2-1/2"	1.87	1.87	2.64	4.74	1	20718
PF 40198	4" x 4" x 3"	2.11	2.11	2.70	5.15	1	20723

TEE • FEMALE • SMALL P x P x FPT



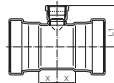
Item No.	Diameter	L	X	Wgt.	Inner	Viega No.
PF 01512	1/2"	1.04	0.57	0.24	5	79580
PF 01538	3/4"	1.18	.708	0.32	5	79595
PF 01569	1"	2.75	0.89	0.74	5	-
PF 01607	1-1/4"	3.04	0.96	0.94	1	-
PF 01644	1-1/2"	3.90	1.10	1.64	1	-

TEE • FEMALE • REDUCING • SMALL
P x P x FPT



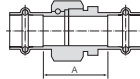
Item No.	Diameter	L	X	Wgt.	Inner	Viega No.
PF 02577	3/4" x 3/4" x 1/4"	1.89	0.61	0.36	5	79585
PF 01539	3/4" x 3/4" x 1/2"	1.18	.590	0.39	5	79590
PF 01570	1" x 1" x 1/2"	2.37	0.69	0.47	5	79760
PF 01572	1" x 1" x 3/4"	2.61	0.81	0.60	5	79765
PF 01613	1-1/4" x 1-1/4" x 1/2"	2.41	0.47	0.56	1	79770
PF 02654	1-1/4" x 1-1/4" x 3/4"	2.72	0.61	0.69	1	79775
PF 01645	1-1/2" x 1-1/2" x 1/2"	2.67	0.47	0.83	1	79780
PF 02673	1-1/2" x 1-1/2" x 3/4"	3.00	0.63	0.95	1	79785
PF 01699	2" x 2" x 1/2"	2.85	0.49	1.06	1	79790
PF 02706	2" x 2" x 3/4"	3.24	0.75	1.28	1	79795

TEE • FEMALE • REDUCING • LARGE
P x P x FPT



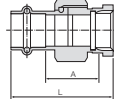
Item No.	Diameter	L1	X	Wgt.	Inner	Viega No.
PF 02727	2-1/2" x 2-1/2" x 3/4"	2.37	0.98	1.67	1	20883
PF 02718	3" x 3" x 3/4"	2.61	1.00	2.27	1	20893
PF 02729	4" x 4" x 3/4"	3.20	1.02	3.55	1	20873

UNION • SMALL
P x P



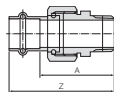
Item No.	Diameter	A	L	Wgt.	Inner	Viega No.
PF 08003	1/2"	1.38	2.87	0.31	1	79125
PF 08004	3/4"	1.31	3.22	0.48	1	79130
PF 08005	1"	1.91	3.27	0.73	1	79135
PF 11205	1-1/4"	1.92	3.27	0.93	1	79140
PF 11206	1-1/2"	1.59	3.27	1.20	1	79145
PF 11207	2"	1.37	3.27	1.92	1	79150

UNION • FEMALE • SMALL
P x FPT



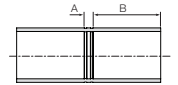
Item No.	Diameter	A	L	Wgt.	Inner	Viega No.
PF 11422	1/2"	0.90	2.05	0.21	1	79700
PF 11423	3/4"	0.90	2.86	0.43	1	79705
PF 11424	1"	0.83	2.82	0.62	1	79710
PF 11425	1-1/4"	1.20	3.06	0.84	1	79715
PF 11426	1-1/2"	1.69	3.03	1.04	1	79720
PF 11427	2"	1.50	3.24	1.52	1	79725

UNION • MALE • SMALL
P x MPT



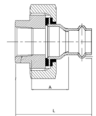
Item No.	Diameter	A	Z	Wgt.	Inner	Viega No.
PF 11210	1/2"	1.67	2.78	0.28	1	79730
PF 11211	3/4"	1.77	3.38	0.49	1	79735
PF 11212	1"	2.20	3.76	0.77	1	79740
PF 11213	1-1/4"	2.20	3.80	1.01	1	79745
PF 11214	1-1/2"	2.87	3.77	1.32	1	79750
PF 11215	2"	2.56	4.56	1.97	1	79755

SHORTCUTS™
FTG X FTG



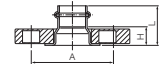
Item No.	Diameter	Wgt.	Inner	Dimensions (Inch)	
				A	B
SC04001	1/2"	0.04	10	0.12	0.83
SC06001	3/4"	0.10	10	0.12	1.05
SC10001	1"	0.13	10	0.12	1.01
SC12001	1-1/4"	0.22	5	0.43	1.16
SC14001	1-1/2"	0.38	5	0.62	1.52
SC20001	2"	0.64	5	0.75	1.64
SC24001	2-1/2"	0.95	1	0.62	1.80
SC30001	3"	1.41	1	0.62	1.99
SC40001	4"	2.56	1	0.62	2.27

UNION • DIELECTRIC • SMALL
P x FPT



Item No.	Diameter	A	L	Wgt.	Inner	Viega No.
PF 11503	1/2"	1.20	2.48	0.76	1	79155
PF 11504	3/4"	1.22	2.68	0.91	1	79160
PF 11505	1"	1.10	2.70	1.24	1	79165
PF 11506	1-1/4"	1.20	2.91	1.23	1	79170
PF 11507	1-1/2"	1.32	3.47	2.17	1	79175
PF 11508	2"	1.44	3.79	2.89	1	79180

FLANGE • SMALL
P x FLANGE



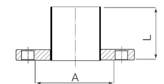
Item No.	Diameter	A	H	L	Wgt.	Inner	Viega No.
PF 02933	1"	3.11	1.78	2.68	2.34	1	79680
PF 03806	1-1/4"	3.50	1.80	2.82	2.94	1	79685
PF 03907	1-1/2"	3.88	1.78	3.19	3.13	1	79690
PF 02980	2"	4.76	1.86	3.44	4.50	1	79695

FLANGE • LARGE
P x FLANGE



Item No.	Diameter	A	H	L	Wgt.	Inner	Viega No.
PF 02746	2-1/2"	5.51	1.57	3.26	6.29	1	20853
PF 02802	3"	6.30	1.38	3.23	7.53	1	20858
PF 01940	4"	7.28	1.51	3.68	11.76	1	20863

FLANGE • LARGE
FTG x FLANGE



Item No.	Diameter	A	L	Wgt.	Inner	Viega No.
PF 12980	2"	4.75	6.00	6.50	1	-
PF 12746	2-1/2"	5.50	6.00	7.40	1	-
PF 12802	3"	6.00	6.00	8.50	1	-
PF 11940	4"	7.50	6.00	12.70	1	-