



# NOW CORDLESS

Contractors who use AccuTools can realize tremendous productivity gains as a result of lower labor requirements and a more compact roofing schedule. In addition, by offering these ergonomically designed tools, contractors can help their crews to reduce the risk of long-term musculoskeletal disorders.

## ALL NEW

OMG AccuTools have been re-designed to be easier to use and maintain. See below for the key new features and benefits!

New "can't miss" wide mouth feeder tube can help increase fastener loading speed!

Accommodates fasteners up to 8-inches in length.



Simplified and easy bit replacement process saves time.

Redesigned plate shuttle links are easier to compress for all day comfort.



Easy-to-use depth adjustment ring sets the precise depth for each fastener/plate to avoid over- and under-driving for a quality installation.

Highly visible orange "screw-in chamber" indicators alert users to avoid loading two screws at the same time.



Accomplish more projects with interchangeable boots for installing RhinoBond and AccuTrac Insulation Plates.



**BATTERY NOT INCLUDED**

## FASTENERS & PLATES

AccuTrac EZ and RhinoTrac EZ tools are designed for the exclusive use with fasteners and plates made by OMG Roofing Products.

AccuTrac EZ is designed for use with 3-inch square flat AccuTrac Insulation Plates and approved fasteners made by OMG Roofing Products (see below).

RhinoTrac EZ is designed for use with specially coated, 3-inch round RhinoBond Plates and approved fasteners made by OMG Roofing Products (see below).

### Fastener Compatibility

AccuTools are compatible with the following OMG made fasteners, with a maximum length of 8-inches:

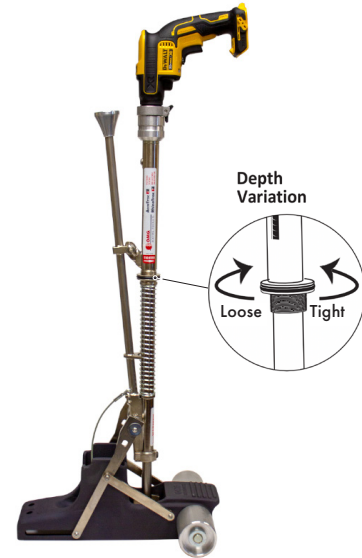
- #12 Standard RoofGrip Fasteners
- #14 Heavy Duty Roofing Fasteners
- #15 Extra Heavy Duty (XHD) Roofing Fasteners.

## SET THE DEPTH ADJUSTMENT

Overdriving can cause the screw to strip out of the metal deck and not hold. The AccuTool should be adjusted daily to make sure the plate is snug enough that it will not 'spin' on the surface, but not so tight that it deforms or fractures the insulation facer.

Adjustments are made with the large ring located on the upper tube of the AccuTool. Rotating the ring upwards towards the screw-gun (i.e., counter-clockwise) increases the fastener depth and makes the plate tighter against the insulation.

Set the adjustment intentionally loose and drive a fastener. Adjust the depth and drive fasteners until the plates are installed to the proper depth. Further adjustments can be made throughout the day if the assembly changes or the thickness of the assembly varies.



## FIRST-TIME USERS

It's always best to meet with your OMG Field Representative before the project begins. Ideally, a senior representative of the contracting firm (president, VP, general manager) will also be present along with the project manager and job foreman. His/ her buy-in for the process can help to ensure product and process acceptance.



## JOB SITE TRAINING

OMG Field Representatives are available to help your crews get comfortable using the AccuTrac EZ and RhinoTrac EZ tools. This typically involves both a demonstration of how-to set-up and use the AccuTool, including a review of setting the fastener depth, and a practical hands-on review.

AccuTools are easy-to-use and maintain, but as with most new tools and installation methods, a small amount of training is always beneficial.

## LABOR DEPLOYMENT FOR OPTIMUM RESULTS

### Using an Eight-Person Crew

AccuTrac EZ can help to improve rooftop productivity. One benefit of the System is that fewer people are needed for fastening, which frees more workers for other tasks.

The following example uses an eight-person crew. Different size crews can be adjusted in a similar manner.

#### STEP 1

All eight laborers drop insulation boards.



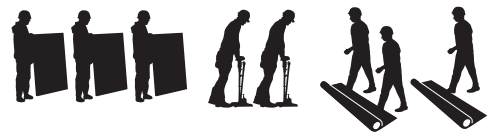
#### STEP 2

After just a few boards are laid out, two workers begin securing insulation with AccuTrac EZ tools instead of three or four that would normally be setting plates and fastening them.



#### STEP 3

With fewer workers needed for fastening, more are available to lay insulation, so insulation can be placed faster. This allows workers to be freed up sooner for installing membrane.




#### STEP 4

Once all the insulation is placed, the workers can be deployed to other duties, such as fastening, laying membrane or performing detail work.

### Deployment Options

#### Option One



#### Option Two



#### Option Three



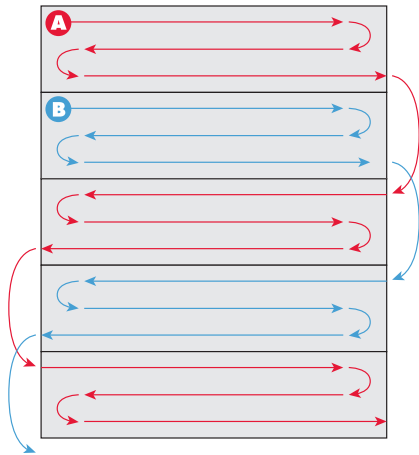
## DIRECTIONAL FASTENING

In order to improve fastening efficiency and to cover a greater area, following are guidelines for directional fastening using two people. This format can also help to avoid extension cord entanglement and give the installer freedom to move at potentially a faster pace.

### Option One

#### 3 Rows of Fasteners per Board:


Two (2) AccuTrac EZ installers move in the same direction, each on their own row of boards. They fasten one edge before turning 180° and working along the center row, and then turning 180° again and work along the other edge. As each completes his set of boards, he moves to the next consecutive board in alternating pattern as shown below.



### Option Two

#### 2 Rows of Fasteners per Board:

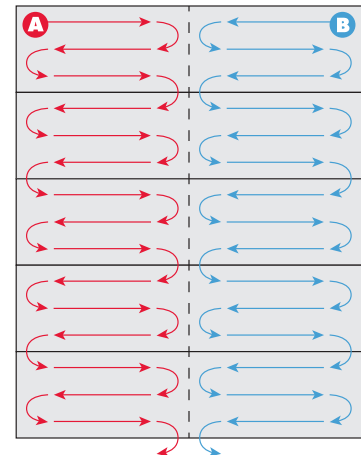
Two (2) AccuTrac EZ installers move in the same direction, on the SAME row of boards. When they reach the end, they both turn 180° so that the one closest to the next row makes a tight turn and the one farther away makes a wide turn as shown in the pattern below. Man "B" will always be working on the right side of Man "A."



### Option Three

#### 2 or 3 Rows of Fasteners per Board:

Two (2) AccuTrac EZ installers begin at opposite ends of the same row of boards. They work towards each other, fastening one edge until they meet at the center of the area. Turning 180° they work back along their own boards, fastening in a serpentine pattern, always staying on their own side of the area.



## CONCLUSION

The goal of AccuTrac EZ is to get the most amount of work done in the least amount of time. One benefit of the System is that fewer people are needed for fastening, freeing more workers up for other tasks on the project. Completing more squares each day will shorten your roofing schedule and can help your bottom line.

## CONTACT

For more information, contact: **Dan Genovese**, AccuTrac Product Manager T 800-633-3800 x1042 C 413-246-9937 [dgenovese@omginc.com](mailto:dgenovese@omginc.com)



Superior productivity.  
Superior performance.

153 BOWLES ROAD, AGAWAM, MA 01001 USA  
800-633-3800 413-789-0252 [RHINOBOND.COM](http://RHINOBOND.COM)

AccuTrac® is a trademark of OMG, Inc. Copyright © 2023 OMG, Inc. All rights reserved

