




Starter Strip Plus Shingle

Goes on right—right away

Introducing the new Owens Corning™ Starter Strip Plus shingle. This product eliminates the need for cutting shingle tabs to create a starter row.



1. Starter Strip Plus is packaged two pieces per shingle, 16 shingles per bundle, 100 lineal feet.

2. Perforation down the center allows for easy separation.



3. Once apart, the Starter Strip Plus shingles should be aligned next to one another with the sealant toward the eave.

Starter Strip Plus shingle advantages:

Speeds installation and helps improve safety.

Starter Strip Plus shingle eliminates the need to cut off tabs or headlap.

Clean look. Starter Strip Plus shingle provides a machine-cut straight edge at the eave and along the rake.

Saves labor. It's easy for a single person to position Starter Strip shingle on the roof.

Maximum compatibility. Extra-wide starter can be used with any shingle that has an exposure of up to 6"

Improves job quality. Puts the sealant appropriately at the eaves.

Cost savings. There's no need to cut down field shingles to use as a starter strip.

Exceptional bonding strength. Continuous sealant ensures an effective seal between the starter and the first course of shingles.

Application Instructions

Owens Corning™ Starter Strip Plus can be used with any shingle that has an exposure of up to 6". Starter Strip shingles cannot be used with Owens Corning™ Berkshire®, Woodmoor® or Woodcrest® shingles.

Installation of Starter Strip Plus shingle

Starter Strip Plus shingle is designed to be broken into two pieces, and each piece has its own sealant strip. When separated, each starter shingle is 7¾" x 39⅜", and each bundle will cover approximately 100 lineal feet. *See Fig. 1.*

This starter can be used with shingles that have an exposure of no more than 6"; if the exposure is greater than 6", a full starter (15½" x 39⅜") would be required. *See Fig. 1.*

1. Start first Starter Strip Plus shingle with 6" removed from the rake edge and flush with the drip edge. Starter Strip Plus shingle can extend no greater than ¾" beyond the edge of the eave. Use 5 fasteners placed 2" to 3" from the edge of the eave. *See Fig. 2.*
2. During application, the installer must ensure that when the starter is applied, the overlaying shingles' end joints do not line up with the starter end joints. End joints must be a minimum of 4" from the overlaying shingle.
3. When the starter is used with 3-tab shingles, the installer must ensure that nails in the starter are not exposed between the cutouts of the overlaying shingle.

Product Specifications

Size	15½" x 39⅜" (394 mm x 1000 mm)
Piece Size	7¾" x 39⅜" (197 mm x 1000 mm)
Shingles per Bundle	16
Pieces per Bundle	32 (7¾" x 39⅜" [197 mm x 1000 mm])
Lineal Feet per Bundle	Approximately 100 (30.5 m)

Applicable Standards and Codes

ASTM D 3462
UL 790, Class A
ASTM D 3161, Class F

Fig. 1 Starter Strip Plus Shingle

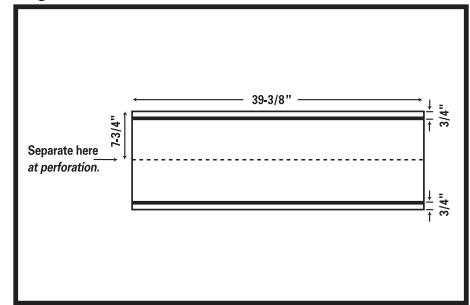
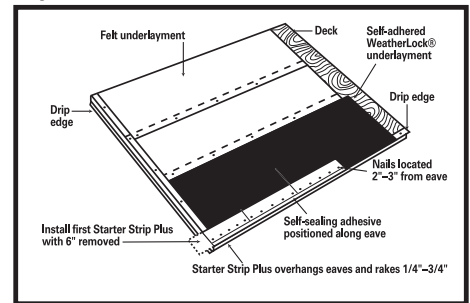


Fig. 2 Starter Strip Plus Shingle Application



Caution

Roof surface may be slippery: Especially when wet or icy. Use a fall protection system when installing. Wear rubber-soled shoes. Walk with care.

Falling hazard: Secure area below work and materials on roof. Wear a hard hat.

Notice

It is important that attic space be properly ventilated to maintain product performance and to prevent damage from moisture condensation and excessively high attic temperatures. In this regard, FHA and National Building Code Minimum Property Standards must be met.



OWENS CORNING ROOFING AND ASPHALT, LLC
 ONE OWENS CORNING PARKWAY
 TOLEDO, OHIO, USA 43659
1-800-GET-PINK®
www.roofing.owenscorning.com

Pub. No. 1001118-B. Printed in U.S.A. March 2010. THE PINK PANTHER™ & ©1964-2010 Metro-Goldwyn-Mayer Studios Inc. All Rights Reserved. The color PINK is a registered trademark of Owens Corning. ©2010 Owens Corning.

(Atlanta, Brookville, Jacksonville, Kearny, Medina, Minneapolis, Savannah, Summit)

