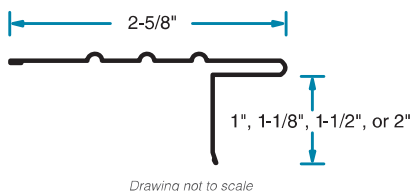


ROOF EDGE METAL



STYLE D ROOF EDGE

Phillips EDGEmaster® Style D Roof Edge is designed to protect and cover the exposed edge of the roof line. This product helps prevent water backup under the shingles and protects roofing from water damage along the entire eave. This product features hemmed edges for easy installation. Available in a variety of sizes and colors (see color guide). Packaging is 25 pieces per carton and 10' is standard length. Available in both 26 and 28 gauge.



PART NUMBER: DREH

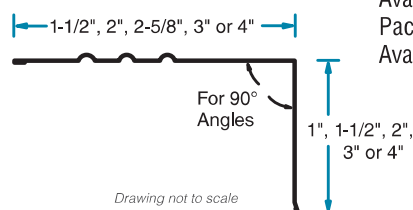


PART NUMBER: RE

ROOF EDGE


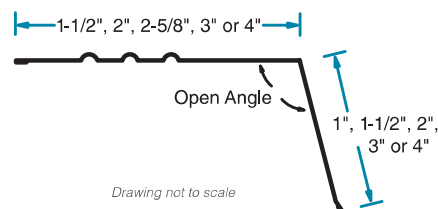
Phillips EDGEmaster® Roof Edge is designed to protect and cover the exposed edge of the roof line. This product helps prevent water backup under the shingles and protects roofing from water damage along the entire eave. Available in a variety of sizes; visit www.phillipsmfg.com for a listing of part numbers. This product features hemmed edges for easy and safer installation.

Available in a variety of sizes and colors (see color guide). Packaging is 25 pieces per carton and 10' is standard length. Available in both 26 and 28 gauge.




GUTTER APRON (OPEN ANGLE)

Phillips EDGEmaster® Gutter Apron (Open Angle) is used to direct water into the gutter system. This product is installed over the roof edge and extends into the gutter. Phillips Gutter Apron is open angle or designed for roof edge angles greater than 90 degrees. Available in a variety of sizes; visit www.phillipsmfg.com for a listing of part numbers. This product features hemmed edges for safe and easy installation. Available in a variety of sizes and colors (see color guide). Packaging is 25 pieces per carton and 10' is standard length. Available in both 26 and 28 gauge.



PART NUMBER: GA



PART NUMBER: 500ED

EAVE DRIP

Phillips EDGEmaster® Eave Drip is designed to direct water into the gutter system by directing rain water run-off to drip away from fascia. This product is installed over the roof edge and extends into the gutter. This product features hemmed edges for easy installation. Available in a variety of sizes and colors (see color guide). Packaging is 25 pieces per carton and 10' is standard length. Available in both 26 and 28 gauge.

