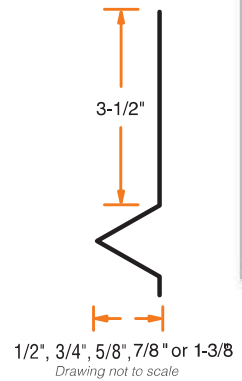


#7 FOUNDATION WEEP SCREED


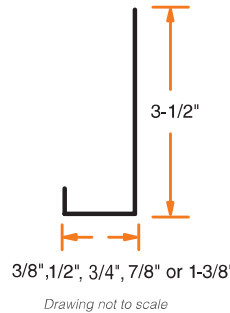
Phillips #7 Foundation Weep Screed provides a stucco stop and screed for wood and masonry in exterior stucco applications. This product features a 3-1/2" nailing flange which serves as a straight-edge stop at the sill plate line and flashing when water-resistant paper or paper backed lath is installed over the flange. Phillips #7 Foundation Weep Screed is punched with holes which enable keying as well as moisture weeping. This galvanized steel product is available in 1/2" (WS5HDG), 3/4" (WS7HDG), 5/8", 7/8" (WS8HDG) and 1-3/8" (WS13HDG) grounds. The 7/8" product is typically used with 7/8" three coat cement stucco systems while the 1-3/8" product is typically used with one inch foam on one coat plaster systems or in exterior insulation and finish systems.



PART NUMBER: SEE TEXT

J-WEEP

Phillips J-Weep is a versatile product used in several applications. J-Weep is commonly used as a casing bead or plaster stop in stucco applications. The punched weep holes allow for usage as a sill weep screed in exterior stucco applications. This product features a 3-1/2" nailing flange meeting applicable code requirements. Perforated flanges aid attachment and plaster keying. This galvanized steel product is available in 3/8" (JW3HDG), 1/2" (JW5HDG), 3/4" (JW7HDG), 7/8" (JW8HDG), and 1-3/8" (JW13HDG) grounds (3/4" special order, minimum quantities may apply).*



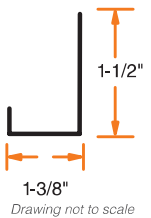
PART NUMBER: SEE TEXT



PART NUMBER: JLB13HDG

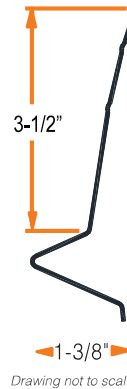
J-LOW BACK CASING

Phillips J-Low Back Casing is designed to be used as a plaster or casing stop bead with stucco at the top of doors and windows. J-Low Back Casing can be nailed, screwed or stapled to the frame or sheathing before installing metal lath over it. The extended ridge will provide a straight-edge stop for stucco. This galvanized steel product features a 1-1/2" nailing flange and is available in 1-3/8" ground. Available with weep holes upon request (JLW13HDG).



SHEAR SCREED

Shear screed is used like a regular foundation weep screed but covers the bottom edge of the sheathing in cases where shear walls are located. This helps to protect the edge of the sheathing from moisture and insect damage. Weep Screed is punched with holes which enable keying as well as moisture weeping. This product is made with galvanized steel.



PART NUMBER: SEE TEXT

SIZES AND PACKAGING

J-Weep & J-Low Back Casing

Length	Pieces Per Bundle	Bundles Per Pallet	Feet Per Bundle
10'	10	50	100

UPC labeling available upon request

*Packaging of special order grounds may vary.