

# WATERSTOPS FOR JOINTS IN CONCRETE

## Sika<sup>®</sup> Hydrotite<sup>®</sup>

HYDROPHILIC WATERSTOP

BUILDING TRUST



# Sika® Hydrotite®

The Benchmark for Expandable Waterstops

Sika® Hydrotite® IS A STATE-OF-THE-ART HYDROPHILIC WATERSTOP with unmatched durability and watersealing capacity. Comprised of NON-BENTONITE, modified chloroprene rubber, Sika® Hydrotite® expands up to EIGHT TIMES its original volume when exposed to water. This expansion creates an effective compression seal within joints of limited movement. Recognized worldwide, Sika® Hydrotite® has a proven track record as a high quality and cost effective solution to your water containment needs.

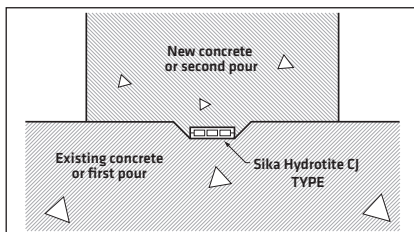
## EXCEPTIONAL QUALITIES TO ENSURE UNPARALLELED PERFORMANCE:

- Comprised of NON-BENTONITE, modified chloroprene rubber
- Available as a co-extruded profile to provide directional expansion (also available as a single extrusion)
- Special expansion delay coating to allow concrete cure prior to expansion
- Reliable and durable (lifespan up to 100 years)
- CJ-0725-3K-ADH and CJ-1020-2K-ADH offered with an adhesive back
- Simple, low cost installation
- Available in a multitude of sizes and shapes for numerous applications
- Appropriate for retro-fit as well as new construction
- Can withstand high hydrostatic pressures (150' head for most profiles)
- International acceptance
- CJ-1020-2K and CJ-0725-3K profiles NSF/ANSI 61 Approved\*



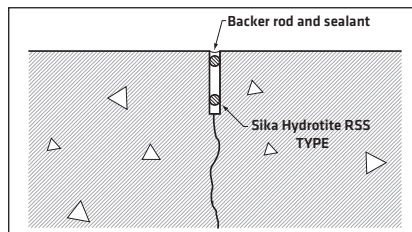
## TYPICAL STRUCTURES UTILIZING Sika® Hydrotite®:

- Water and waste water treatment facilities
- Primary structures
- Tunnels and culverts
- Dams, locks, canals, water reservoirs and aqueducts
- Pipe penetrations
- Swimming pools
- Storage tanks
- Retaining walls
- Foundations
- Slabs on grade



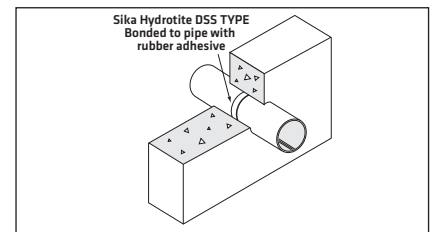
### Sika® Hydrotite® CJ: A SUPERIOR WATERSTOP FOR CONCRETE JOINT GAPS

As this innovative product absorbs water and expands, it conforms to gap variations along the joint. This action ensures complete sealing even under extraordinary hydrostatic pressures. Due to its slim profile, it won't project like conventional waterstops and trap air or become displaced by the second pour. The result is optimum concrete placement. Sika® Hydrotite® CJ, is treated with a special expansion-delay coating to prevent it from reacting to the fresh, moist concrete and expanding before curing takes place.



### Sika® Hydrotite® RSS: SEAL FOR SAWED CONTROL JOINTS/JOINT REPAIRS

Sika® Hydrotite® RSS profiles create effective seals in sawed control joints and in the repair of failed joints. Sika® Hydrotite® eliminates hydrostatic pressure below the sealant, thus extending the sealant's life. Select solid profiles with slightly larger diameters than the joint width for joints of consistent widths. Hollow profiles should be selected based on the maximum width of joints with varying widths. Compress both profiles slightly on initial insertion.



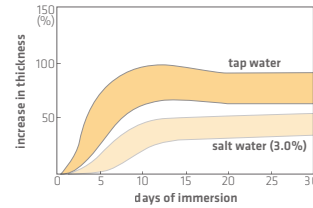
### Sika® Hydrotite® DSS: PIPE PENETRATIONS/PIPE THIMBLES

The DSS, DS, SS, RS, and CJ profiles can be bonded to various piping materials, including concrete, steel and plastic. Bond Sika® Hydrotite® DSS to the pipe prior to concrete placement. Installation in existing walls requires an oversize cutout be made and Sika® Hydrotite® installed both on the pipe and the outside diameter of the cutout. Fill the annulus with a non-shrink grout. Embedded pipe thimbles can also be sealed with Sika® Hydrotite® DSS.

# PRODUCT SELECTION

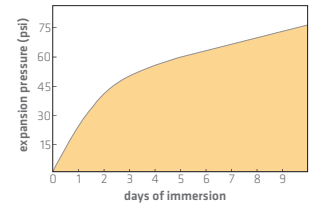
PROPERTIES OF Sika® Hydrotite®						
Property	Test Method	Unit	Hydrophilic Rubber		Chloroprene Rubber	
			Minimum	Typical	Minimum	Typical
Tensile Strength	ASTM D412	lb/in <sup>2</sup>	350	366	1300	1570
Elongation	ASTM D412	%	600	670	400	450
Hardness	ASTM D2240	Shore A	52+/-5	54	50+/-5	50
Tear Resistance	ASTM D624	lb/in	50	60.3	100	123
Specific Gravity	ASTM D792		1.32+/-0.1	1.32	1.38+/-0.1	1.38

## SWELLING CHARACTERISTICS



Swelling characteristics of Sika® Hydrotite® depend on the water quality as typical examples shown below.

## EXPANSION CHARACTERISTICS



Typical expansion pressures of Sika® Hydrotite® are shown below.

### SHAPE AND APPLICATION

ITEM	NOMINAL SIZE mm (inches)	PACKAGING UNIT METERS/REEL x REELS (FT/BOX)
<b>FOR CONSTRUCTION JOINTS</b>		
	CJ-0725-3K CJ-0725-3K-ADH	10 m x 4 (131)
	$\frac{H}{7 (.28)}$ $\frac{W}{25 (.98)}$	
Same as above with pressure sensitive adhesive backing		
	CJ-1020-2K CJ-1020-2K-ADH	10 m x 5 (164)
	$\frac{H}{10 (.39)}$ $\frac{W}{20 (.79)}$	
Same as above with pressure sensitive adhesive backing		
	CJ-1030-4M	10 m x 4 (131)
	$\frac{H}{10 (.39)}$ $\frac{W}{30 (1.18)}$	
	CJ-3030-M	10 m x 1 (33)
	$\frac{H}{30 (1.18)}$ $\frac{W}{30 (1.18)}$	
ITEM	NOMINAL SIZE mm (inches)	PACKAGING UNIT METERS/REEL x REELS (FT/BOX)
<b>FOR PIPE PENETRATIONS, CONCRETE CURBS, TUNNEL LINING SEGMENTS</b>		
	SS-0215	25 m x 4 (328)
	SS-0220	
	SS-0320	
	RS-0520-3.5I	20 m x 5 (328)
	RS-0723-3.5I	
	DS-0420-2.5I	20 m x 5 (328)
	DS-0520-3.5I	
	DS-0615-4.5I	
	DSS-0320	25 m x 4 (328)
	DSS-0420	

ITEM	NOMINAL SIZE mm (inches)	PACKAGING UNIT METERS/REEL x REELS (FT/BOX)
<b>FOR JOINT REPAIR, CONTROL JOINTS, SPECIAL APPLICATIONS</b>		
	RSS-1610 D	10 m x 2 (65)
	RSS-2014 D	
	RSS-0806 C	20 m x 5 (320)
	RSS-1007 C	
	RSS-1209 C	
	RSS-1410 C	
	RSS-040 P	20 m x 10 (656)
	RSS-050 P	
	RSS-060 P	
	RSS-080 P	
	RSS-120 P	
	RSS-140 P	
	RSS-160 P	

### HYDROPHILIC RINGS

Profile	Ø "d"	Ø "D"
GH0611	6	11
GH0614	6	14
GH0621	6	21
GH0624	6	24

Sika® Hydrotite® rings are available in a range of internal diameters to meet varying needs. Sika® Hydrotite® hydrophilic rings may be installed wherever a penetration through concrete needs to be sealed. Conduits, pipes, embedded sleeves, concrete wall ties, etc., can all be sealed utilizing Sika® Hydrotite® rings.

# SIKA FULL RANGE SOLUTIONS FOR CONSTRUCTION:



**WATERPROOFING**



**CONCRETE**



**REFURBISHMENT**



**SEALING AND BONDING**



**FLOORING**



**ROOFING**

All sales of Sika products are subject to Sika's current Terms and Conditions of Sale available at [usa.sika.com](http://usa.sika.com) or by calling 800-325-9504. Prior to each use of any Sika product, the user must always read and follow the warnings and instructions on the product's most current Product Data Sheet, product label and Safety Data Sheet, which are available at [usa.sika.com](http://usa.sika.com) or by calling Technical Services at 800-325-9504. Nothing contained in any Sika materials relieves the user of the obligation to read and follow the warnings and instructions for each Sika product as set forth in the current Product Data Sheet, product label and Safety Data Sheet prior to product use.

The sale of all Sika products are subject to the following Limited Warranty:

#### **LIMITED MATERIAL WARRANTY**

SIKA warrants this product for one year from date of installation to be free from manufacturing defects and to meet the technical properties on the current Product Data Sheet if used as directed within shelf life. User determines suitability of product for intended use and assumes all risks. Buyer's sole remedy shall be limited to the purchase price or replacement of product exclusive of labor or cost of labor.

**NO OTHER WARRANTIES EXPRESS OR IMPLIED SHALL APPLY INCLUDING ANY WARRANTY OF MERCHANTABILITY OR FITNESS FOR A PARTICULAR PURPOSE. SIKA SHALL NOT BE LIABLE UNDER ANY LEGAL THEORY FOR SPECIAL OR CONSEQUENTIAL DAMAGES. SIKA SHALL NOT BE RESPONSIBLE FOR THE USE OF THIS PRODUCT IN A MANNER TO INFRINGE ON ANY PATENT OR ANY OTHER INTELLECTUAL PROPERTY RIGHTS HELD BY OTHERS.**

Contact Sika:  
Phone: 1-800-325-9504  
Website: [usa.sika.com](http://usa.sika.com)

Our most current General Sales Conditions shall apply.  
Please consult the Product Data Sheets prior to any use and processing.

*\*Contact Sika® Greenstreak® at 800-325-9504 for information on trade names and manufacturing location of profiles with NSF/ANSI 61 certification.*



**Sika Greenstreak Office**  
3400 Tree Court Industrial Blvd.  
St. Louis, MO 63122  
Phone: 800-325-9504  
Fax: 800-551-5145

**Sika Corporation**  
201 Polito Avenue  
Lyndhurst, NJ 07071  
Phone: 201-933-8800  
Fax: 201-933-6225

**BUILDING TRUST**

