

# Sika® Shotcrete Systems

## Technology and Concepts for Shotcrete

### Concrete System Documentation



Our most current General Sales Conditions shall apply. Please consult the Product Data Sheet prior to any use and processing.

Contact Sika at:  
 Phone: 1-800-933-SIKA (Nationwide)  
 Website: [www.sikaconstruction.com](http://www.sikaconstruction.com)



**Sika Corporation**  
 201 Polito Avenue  
 Lyndhurst, NJ 07071  
 Phone: 201-933-8800  
 Fax: 201-933-6225

**Sika Canada Inc.**  
 601 Delmar Avenue  
 Pointe Claire  
 Quebec H9R 4A9  
 Phone: 514-697-2610  
 Fax: 514-694-2792

**Sika Mexicana S.A. de C.V.**  
 Carretera Libre Celaya Km. 8.5  
 Fracc. Industrial Balvanera  
 Corregidora, Queretaro  
 C.P. 76920  
 Phone: 52 442 2385800  
 Fax: 52 442 2250537

# Tunneling & Mining



# Sika® Shotcrete Systems

## Technology and Concepts for Shotcrete



# Sika Shotcrete Technology

## Sika – The Leader by permanent Innovation



The excellent reputation enjoyed by Sika in tunnelling is widely known because the company's activities have always looked towards the future of tunnelling from its beginnings in 1910. The first patent for a spraying machine was registered in the year that Sika was founded, a symbolic coincidence because the history of tunnelling at Sika has

always been clearly linked to the development of shotcrete technology. To cite just one example from this success story, the decision was made to use Sika products for the waterproofing to all the structures for the electrification of the railway line through the 1st Gotthard Alpine tunnel.

### Machines

### Accelerators

### High Range Water Reducers

### Introduction

Due to the need for flexibility, speed and economy, shotcrete has continuously grown in importance over recent decades, especially for heading support in tunnelling. The main reason for this is due to new developments and improvements in shotcrete and process technology.

New developments in concrete additives and fillers, cements, and application equipment are leading to innovative applications. For example, shotcrete is now commonly applied utilizing wet spray techniques that result in excellent strength and durability. This potential has yet to be utilized to the full worldwide, as shotcrete is often used as temporary support concrete that only has to meet quite low quality requirements. More recently, however, the fullest possible know-how on wet-mix shotcrete has been developed in a wide variety of projects and for many different applications.

Clients and project designers can rely on the experience gained and can go ahead confidently with creative, innovative ideas and solutions.

1920




1940

**Spribag BS-12/MS-12**  
First dry-mix machines (compressed air process) with a spraying capacity of up to 4 cyd/hr

In 1933, the **Sigunit®** brand was born

In powder form, added by hand  
Quantity added 3 – 7 %



**Naphthalene Sulphonate**  
**Melamine Sulphonate**

**Sikament®**, still a reliable flow control agent in tunnelling  
Working time up to 2 hours

1960



1980

**Sika® Aliva®-200/285**  
Rotor spraying machines and systems for dry and wet mixes

**Alkaline Aluminates**

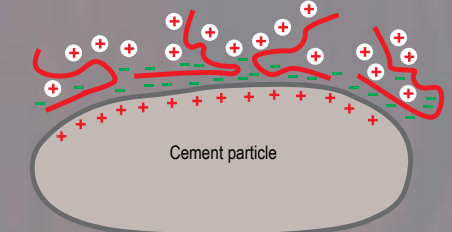
The first liquid setting accelerators for shotcrete, **Sigunit®-L Liquid**  
Quantity added 3 – 6 %

**Aluminium Sulphate**

**Sigunit®-49 AF Powder**, the first alkali-free setting accelerator  
Quantity added 4 – 7 %

**Vinyl Copolymers**

**SikaTard®** shotcrete flow control agent  
State of the art for decades  
Working time up to 4 hours



Cement particle

2000

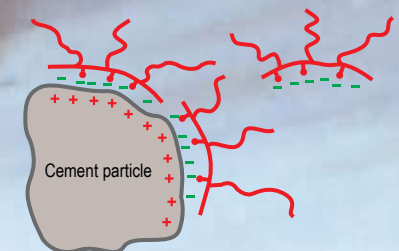
**Sika®-PM500**  
Highly-mechanized shotcreting systems for dry or wet mix shotcrete



**Aluminium Hydroxide**  
**Aluminium Sulphate**  
**Sigunit® AF Liquid** setting accelerator  
Quantity added 4 – 7 %



**Modified Polycarboxylates**  
**Sika® ViscoCrete®**, the latest innovation for shotcreting  
Working time over 6 hours



Cement particle

# Shotcrete Requirements: Ecology and Economy

Sika is committed to the global chemical industry environmental management system «Responsible Care» which defines the principles for safety, health and environmental protection.

Many serious accidents in the past have shown that working conditions on building sites require special attention. Dust generation must be reduced and the hazards created by corrosive and toxic chemicals must be minimized. The market launch of alkali-free setting accelerators such as **Sigunit® AF** is a milestone in tunnelling.

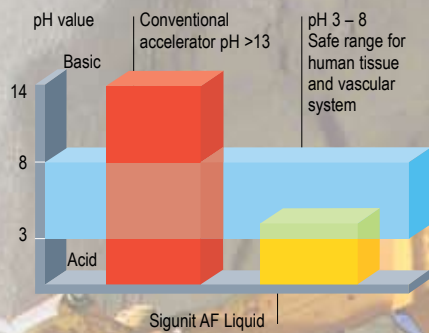
As far as dust pollution is concerned, the wet spraying process creates much less dust than dry-mix spraying. The amount of dust can also be reduced by the best possible nozzle technology. Non-toxic, alkali-free accelerators with a pH value of around 3 reduce the human and environmental hazards during handling, storage and use. The spray contains no corrosive aerosols, so that damage to the skin, mucous membranes and eyes can be avoided.

The spraying capacity is the main factor influencing the economics of the wet spraying process. Depending on the application, up to 40 cyd/hr can be achieved. To obtain a high output, it is important to find the best shotcrete formulation, layer thickness and type and quantity of accelerator. A high output cannot be obtained unless the concrete is easily pumpable. If the concrete mixes are unsuitable, special additives help to prevent separation and reduce the pump pressure.

## Parameters influencing the rebound quantity

- Application thickness
- Grading curve
- Substrate condition
- Angle of application
- Air volume and pressure
- Adhesion properties
- Early strength
- Fiber type
- Fiber content
- Spraying process

## Our commitment to safety, health and environment



The amount of rebound loss is a crucial cost factor. In addition to loading, transporting and disposing of the rebound material, rebound costs also involve the extra shotcrete that has to be produced and applied.

# Shotcrete Requirements: Quality and Performance

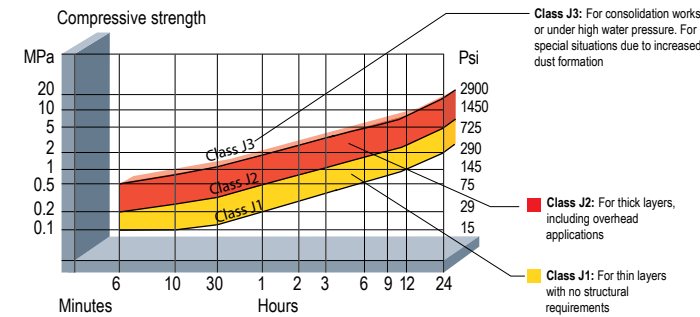
Clients, project designers, contractors and health and safety authorities all set different specific standards for the shotcrete.

To the project designer, the most important factor is meeting the specifications, while the contractor places the emphasis mainly on the most economic production and installation method that guarantees the required quality at minimum cost. Health and safety authorities demand maximum hygiene and safety on site during the spraying operations including maximum early strength of the shotcrete applied for heading support, low dust pollution and minimum hazards from toxic or alkaline substances.

## Early Strength ①

This is the prerequisite for overhead spraying, particularly for high outputs, when applying thick layers or when spraying onto water penetration points. The curve of strength development in the first few minutes has a strong influence on dust generation and rebound. The strength development is normally plotted for the period between 6 and 60 minutes. The strength is also measured at hourly intervals.

## Shotcrete strength development specifications ①

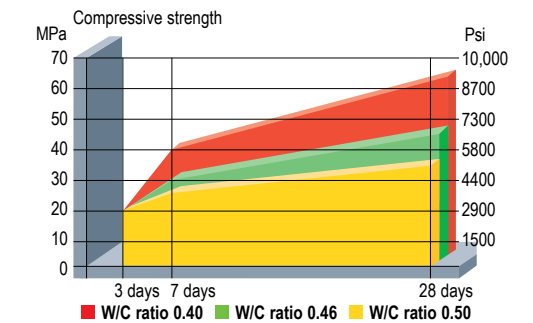


## Final Strength ②

The less water in the concrete mix, the lower the porosity of the hardened cement. This has an advantageous effect on most of the concrete properties, especially compressive strength. The amount of water necessary for cement hydration is a W/C ratio of about 0.40. Excess water evaporates after application and leaves voids in the hardened cement.

- W/C ratio for wet shotcrete for low specifications: < 0.55
- W/C ratio for wet shotcrete for average specifications: < 0.50
- W/C ratio for wet shotcrete for high specifications: < 0.45

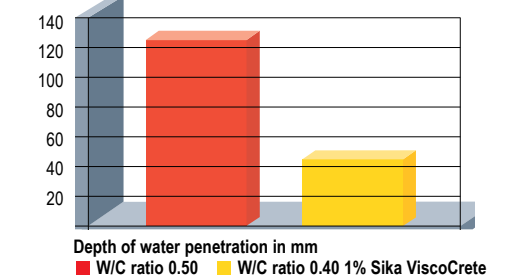
## Effect of W/C ratio on compressive strength ②



## Durability, Impermeability ③

Durability means high impermeability. Low capillary porosity is essential for high watertightness and is obtained by correctly applied shotcrete with a low W/C ratio and correct curing.

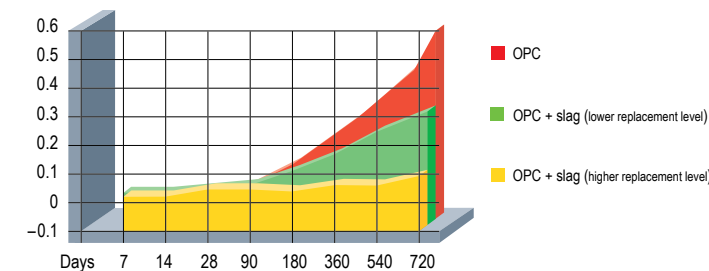
## Effect of W/C ratio on depth of water penetration ③



## Sulphates ④

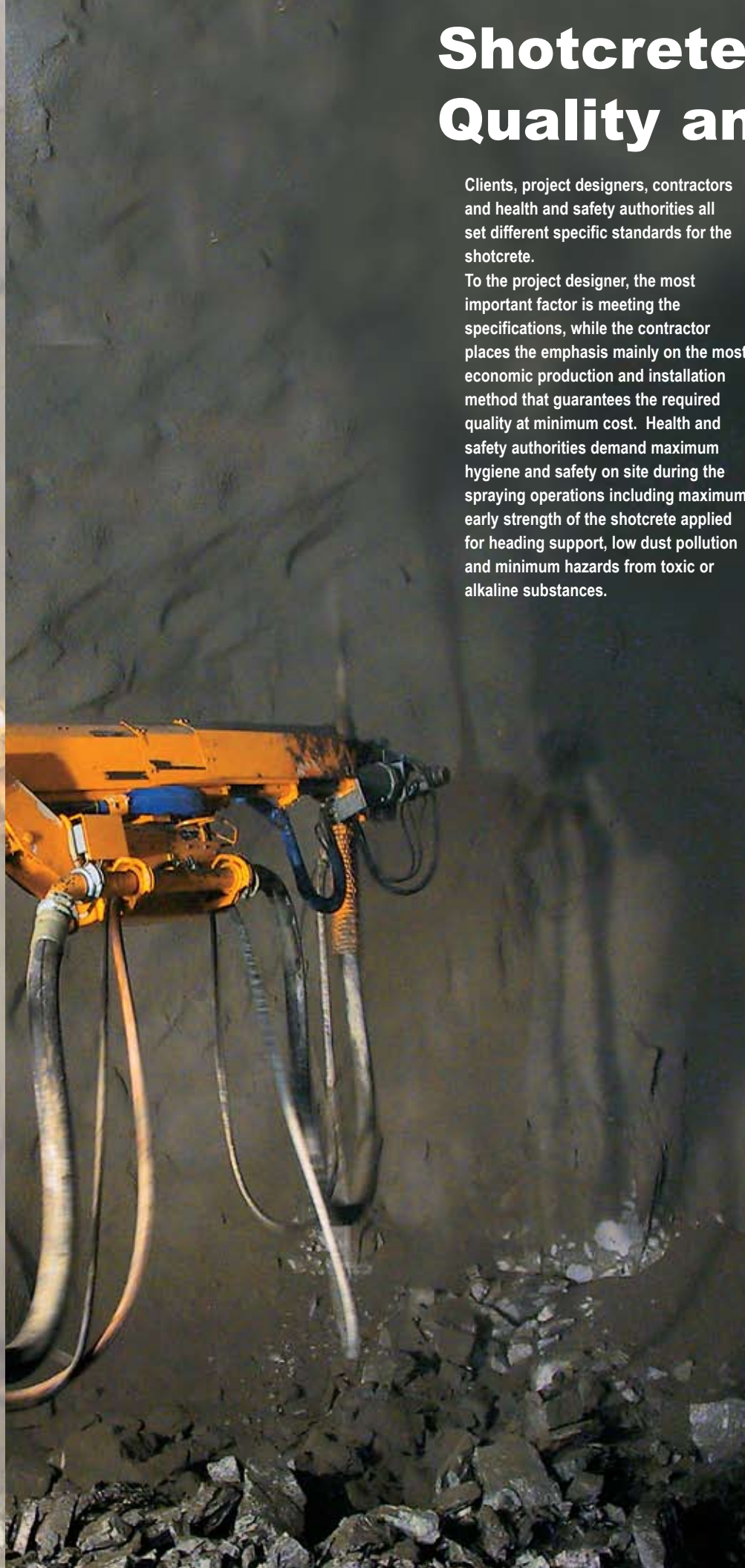
Water-soluble sulphates react with the  $C_3A$  in the cement to form ettringite. The ettringite crystals first propagate into the pores. When the pores are filled, ettringite develops expansive pressure that can destroy the concrete matrix. If sulphate-resistant shotcrete is required, sulphate-resistant cement grades must be used, e.g. composite cements with slag, pozzalans or cement with a low  $C_3A$  content and added silicafume.

## Sulphate resistance of concrete cores ④



## Frost

Unlike normally placed concrete, frost resistance is obtained in shotcrete by a dense microstructure rather than by introducing macropores. Fillers such as silicafume cause a higher level of hydration, giving lower porosity and water absorbency.



# Shotcrete Mix Designs

Mix designs for shotcrete must always be adapted to the specifications of the aggregate components and cement available so that the required early strength and workability can be obtained. Preliminary tests in the concrete laboratory make the site operations easier.

The cement grade has a strong influence on both strength development in the early stages and the final strength and properties of the hardened concrete. **Sikacrete® 950 DP** is used for much higher watertightness (durability) and reduced rebound. **SikaTard® 930** is used to retard and preserve the shotcrete mix until it is applied and **ViscoCrete®** high range water reducers provide better workability at a reduced water content. Steel fiber increase the load-bearing capacity and ductile bearing properties of the shotcrete. Polypropylene fiber is used for improved early shrinkage properties and higher fire resistance of the shotcrete. The air void content of the fresh shotcrete is increased, which improves the workability and finish of the shotcrete.

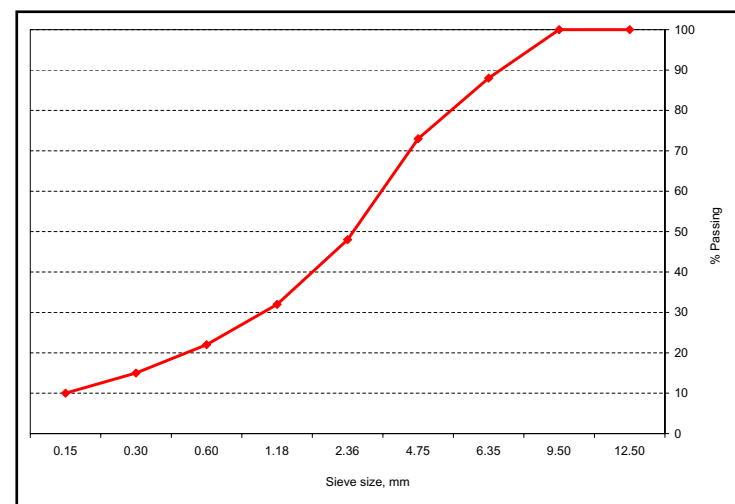
The maximum aggregate particle size depends on the layer thickness and the surface finish required for the shotcrete. Approximately 95% of the aggregate surface is supplied by the 0 – 4 mm sand fraction and variations in the sand component have a massive effect on the fresh concrete properties, the W/C ratio and therefore the properties of the hardened concrete. The sand fraction must be analyzed with extreme care during the quality control process. We distinguish between round and angular aggregate. The best particle form is cubic/spherical: it is very important for workability. The aggregate must be hard, clean and not weathered.

## Examples of Mix Designs

Dry-mix shotcrete	
Cement	570 lbs.
<b>Sikacrete 950DP (Silica Fume)</b>	40 lbs.
Aggregates (coarse aggregate + sand)	3085 lbs.
W/Cm	0.36
Shotcrete from 1 cyd dry mix produces on the wall: Accelerated with <b>Sigunit AF Powder</b> (rebound 16 -20%) 0.58 - 0.61 cyd. Accelerated with <b>Sigunit AF Liquid</b> (rebound 20 -25%) 0.55 - 0.58 cyd.	

Wet-mix shotcrete	
Cement	725 lbs.
<b>SikaCrete 950 DP (Silica Fume)</b>	50 lbs.
Sand	1690 lbs.
Coarse aggregates (%")	950 lbs.
Water (W/Cm=0.43)	333 lbs.
Steel Fibers	50 lbs.
<b>Sika ViscoCrete</b>	<b>3 fl. oz.</b>
<b>Sikatard 930</b>	<b>4 fl. oz.</b>
Air voids (5%)	
Shotcrete density per cyd	3798 lbs.
1 cyd of sprayed concrete produces on the wall: Accelerated with <b>Sigunit AF Liquid</b> (rebound 6-10%) 0.90 - 0.94 cyd	
Sufficient amount of fines (<0.125 mm) are important for good pumpability.	

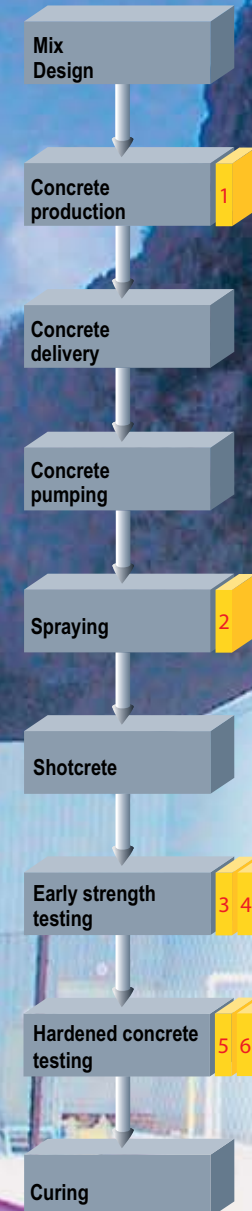
## Typical Grading Curve of Wet Sprayed Concrete, dense flow process



# Quality Control

During the prequalification procedure the client or project designer normally requires suitability tests to be carried out to verify that the specifications are met. These tests should be done at the start of construction utilizing the locally available raw materials (cement and aggregate) and the plant and equipment planned for the project must be used.

During construction the quality of the shotcrete must be controlled in accordance with the contract documents.



Flow-table spread testing of fresh concrete 1



Concrete spraying, spraying shadow/rebound 2




Early strength of 0 – 1 N/mm<sup>2</sup> Penetrometer method 3



Early strength of 1 – 15 N/mm<sup>2</sup> Stud-shooting method 4












Compressive strength of core sample Compression press 5



Water impermeability Testing with water under pressure 6



# Shotcrete Application

Use	Typical requirement	
Heading Stabilization in tunnelling	High early strength Low final strength High spraying capacity	
Tunnel lining with shotcrete	High early strength High final strength High watertightness High durability	
Mining	High early strength Sealing of excavation faces Low to medium final strength	
High or increased fire resistance	Protective layer (no load-bearing requirement) High adhesion Resistant to temperatures over 2200 °F	
Slope stabilization Excavation stabilization	Rapid strength development Flexible use Flexibility of use for spraying small concrete volumes	
Tunnel repair	Long-term resistance Good adhesion Chemical resistance Suitable elastic modulus	
Repair of concrete dams	High durability in thin layers Low elastic modulus Low rebound	
Repair of harbor walls	High mechanical resistance High resistance to chemical effects Low elastic modulus	
Bridge repair	New concrete not susceptible to vibration from traffic Frost and freeze/thaw resistance	

## Wet Spraying Process

### Dense flow process

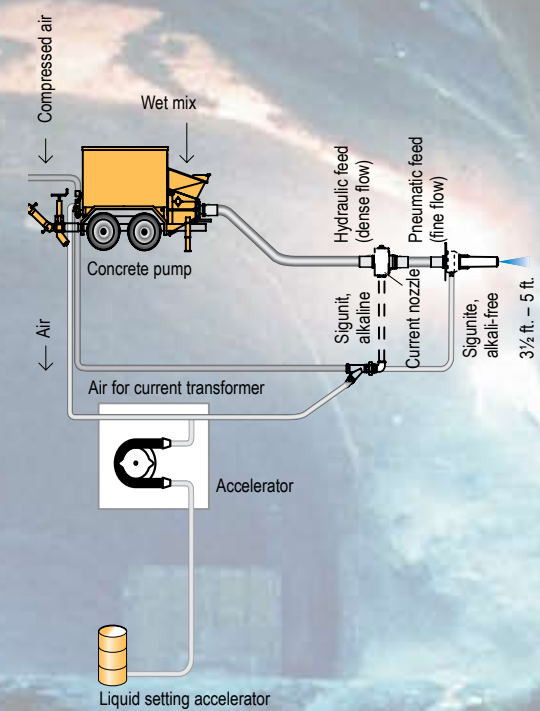
- The shotcrete (wet mix) is loaded into the piston pump funnel tube
- Delivery to the nozzle is by the dense flow process
- Just before the nozzle (distance depending on whether the accelerator is alkali-free or alkaline) the dense flow is broken up in the current nozzle by high air pressure
- The **Sigunit**® accelerator is added to the shotcrete with the air at the current nozzle

### Advantages

- Low wear costs
- The machine can also be used for pumping/backfilling
- Shotcrete with steel fiber
- High output up to 40 cyd/hr.
- Low compressed air consumption

### Disadvantages

- Complex start-up and cleaning process



## Dry Spraying Process

### Fine flow process

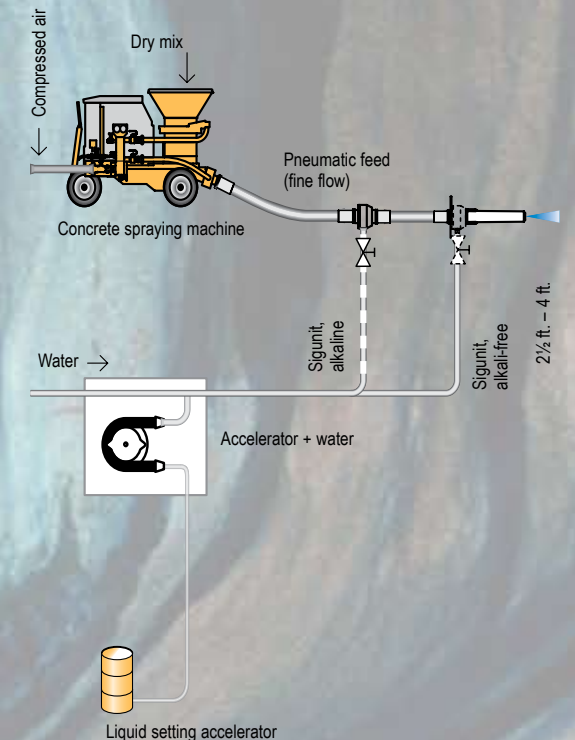
- The shotcrete (dry mix) is loaded into the rotor machine funnel tube
- Delivery to the nozzle is by the fine flow process
- Just before the nozzle (distance depending on whether the accelerator is alkali-free or alkaline) the **Sigunit**® accelerator is added to the shotcrete with water

### Advantages

- Easy to handle
- Does not need pumpable concrete
- Maximum early strength
- Delivery of gravel and sand

### Disadvantages

- Very high dust generation
- Wear costs
- Higher rebound



# Shotcrete Additives

Workability Time of Wet Shotcrete Mixes

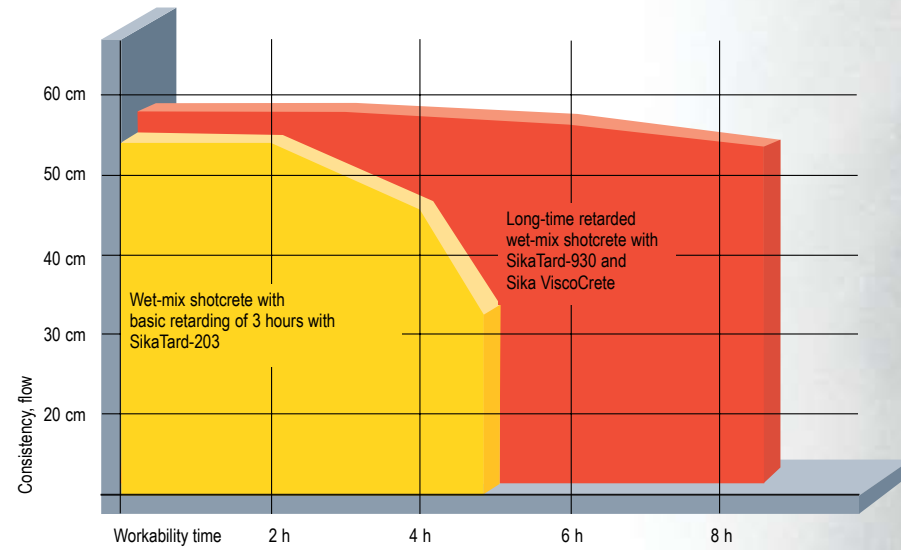


Table of Additives and Fillers for Shotcrete

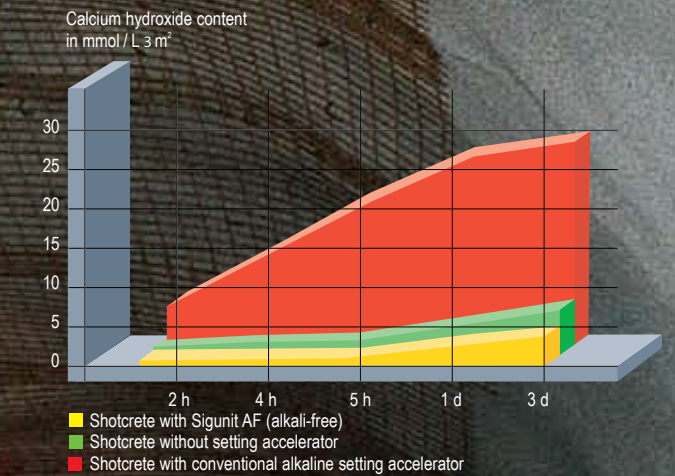
Type	Product	Use/Effect	Remarks
Water Reducers High Range Water Reducers	<b>SikaTard®</b> <b>Sika® ViscoCrete®</b>	<ul style="list-style-type: none"> <li>High water reduction</li> <li>Better workability</li> <li>Time controlled workability</li> <li>Rapid increase in strength</li> <li>Better shrinkage and creep properties</li> <li>Higher watertightness</li> </ul>	<ul style="list-style-type: none"> <li>Optimum effect when added after the mix water</li> <li>Optimum dosage depends on cement type</li> <li>For specific properties, preliminary tests with the cement and aggregates to be used are essential</li> </ul>
Retarder	<b>SikaTard®-930</b>	<ul style="list-style-type: none"> <li>Adjustable workability</li> <li>No cleaning of pumps and hoses necessary during the retarding phase</li> </ul>	
Silicafume slurries Silicafume powder	<b>Sikacrete®-L</b> <b>Sikacrete® 950DP</b>	<ul style="list-style-type: none"> <li>Improved fresh concrete homogeneity</li> <li>Much higher watertightness</li> <li>Improved adhesion between aggregate and hardened cement</li> <li>High frost and freeze/thaw resistance</li> <li>Lower rebound</li> </ul>	<ul style="list-style-type: none"> <li>Added at the batching plant</li> <li>Optimum curing is necessary because silicafume concrete dries out very quickly on the surface</li> </ul>
Polymer-modified silicafume powder	<b>Sikacrete®-PP1</b>	<ul style="list-style-type: none"> <li>Similar to Sikacrete® 950DP plus:</li> <li>Significant water reduction</li> <li>For very high quality specifications</li> </ul>	Similar to <b>Sikacrete® 950DP</b>

# Shotcrete Accelerators

Table of the various Accelerator Types and their main Properties

Property	Accelerator type		
	Alkaline Aluminate-based	Alkaline Silicate-based	Alkali-free
Dosing range	3 – 6 %	12 – 15 %	4 – 7 %
pH value	13 – 14	11 – 13	3
Na <sub>2</sub> O equivalent	20 %	12 %	<1 %
Very early strength at same dosage	++++	++++	+++
Final strength	+	--	+++
Watertightness	++	--	+++
Leaching behavior	---	--	-
Occupational health	-	+	+++
Occupational and transport safety	---	+	+++

Leaching of the Calcium Hydroxide Ca(OH)<sub>2</sub>



Liquid, alkali-free setting accelerator	<b>Sigunit® AF Liquid</b>	<ul style="list-style-type: none"> <li>Heading stabilization in tunnelling</li> <li>Rock and slope stabilization</li> <li>High-quality lining shotcrete</li> <li>Very high early strength</li> <li>Increased watertightness</li> <li>Reduced eluate quantity</li> <li>Better health and safety</li> </ul>	<ul style="list-style-type: none"> <li>For the dry or wet spraying process</li> <li>Non-corrosive</li> <li>Low final strength reduction compared with the non-accelerated original concrete</li> <li>Not compatible with alkaline accelerators</li> <li>Metal parts in contact with this accelerator must be of stainless steel</li> </ul>
-----------------------------------------	---------------------------	-----------------------------------------------------------------------------------------------------------------------------------------------------------------------------------------------------------------------------------------------------------------------------------------------------------	--------------------------------------------------------------------------------------------------------------------------------------------------------------------------------------------------------------------------------------------------------------------------------------------------------------------------------------------



# Dry and Wet Mix Spray Mortars

# Machines for Shotcreting

## SikaShot® NS

### Stabilization and sealing gunite

- For significant water presence
- Maximum early strength
- High watertightness
- Good adhesion to substrate
- Dry spraying process
- Usable with rotor machines
- 1-component ready-mix gunite, highly accelerated

## Sikacem® 103

### Sealing gunite Silicafume-modified

- High durability
- High frost and freeze/thaw resistance
- Sulphate-resistant
- Good adhesion to substrate
- Dry spraying process

## Sikacem® 133

### Sealing gunite Polymer-modified

- Can be applied in thin layers
- High frost and freeze/thaw resistance
- Sulphate-resistant
- Good adhesion to substrate
- Dry spraying process

## SikaRepair® 224

### Repair mortar Silicafume and fiber reinforced

- High durability
- Good adhesion to substrate
- Wet spraying process
- 1-component readymix mortar
- High frost and freeze/thaw resistance

## Sika® MonoTop® 615

### Repair mortar Silicafume

- Repair of concrete structures
- High frost and freeze/thaw resistance
- Good adhesion to substrate
- Ideal surface workability
- Wet spraying process
- 1-component ready-mix mortar

## Concrete Spraying Systems

### Sika®-PM500

- Highly mechanized concrete spraying systems for large and small tunnels
- High flexibility due to modular design
- Ideal for high slopes



## Concrete Spraying Machines

### Aliva®-246/Aliva®-252/Aliva®-263/ Aliva®-285

#### Concrete spraying machines for dry and wet spraying

- Low to medium outputs
- Mobile and multi-purpose
- For spray mortar and shotcrete



## Spraying Robots for TBM Heading

### Aliva®-TBM Spraying Robots

- Shotcreting robot for immediate stabilization and lining by shotcreting
- Medium to high outputs



## Spray Arms/Metering Units

### Telescopic spraying arm Sika®-PM Spraying Booms

- Wide radius of operation
- Maximum mobility

### Liquid metering unit Aliva®-403.5

- High efficiency
- Synchronized metering control



## Concrete Spraying Pump

### Sika®-PM702

- Compact easy-to-operate concrete spraying pump
- Synchronized accelerator dosage
- Powered by electric or diesel engine



# Uses of Shotcrete

## Shotcrete Stabilization in conventional Heading

### Sika Solution

High Range Water Reducers **SikaTard®/Sika® ViscoCrete®**  
 Retarder **SikaTard®-930**  
 Setting accelerator **Sigunite® AF Liquid**, second generation  
 Shotcreting systems **Sika®-PM500/Aliva®503**



Sika-PM500 shotcreting system for large sections



Aliva-503 shotcreting system for small sections

## Shotcrete Stabilization in TBM Heading

### Sika Solution

High Range Water Reducer **SikaTard®/Sika® ViscoCrete®**  
 Retarder **SikaTard®-930**  
 Setting accelerator **Sigunite® AF Liquid**, second generation  
 Robot sprayer **Aliva®-303/Aliva®-303 L2**



Shotcrete stabilization in TBM heading



## Excavation Slope Stabilization with Wet or Dry Mix Shotcrete

### Sika Solution

Flow control agent **SikaTard®**  
 Setting accelerator **Sigunite® AF Liquid**, first generation  
 Concrete spraying machines **Aliva®-263/ Aliva®-285**



Slope stabilization



Excavation stabilization

## Concrete Repair with Dry Mix Spray Mortars

### Sika Solution

Patching mortar **Sikacem® 103F**  
 Concrete spraying machine **Aliva®-246**



Bridge repair

### Sika Solution

Concrete Repair with Dry Mix Spray Mortar  
 Patching mortar **Sikacem® 133**  
 Concrete spraying machine **Aliva®-252**



Tunnel repair

