

Fastening Systems

C-F-2023 | (800) 999-5099 | strongtie.com

SIMPSON

Strong-Tie






American ingenuity. World-class performance.

Simpson Strong-Tie® fasteners are designed by the smartest engineering minds in America to meet the highest standards for safety, quality, reliability and performance. Builders install our broad selection of fasteners with confidence, knowing they're backed by industry-leading research and testing. With a reliable network of manufacturing facilities and distributors operating across the US, we're proud to keep customers fully supplied from coast to coast. And when it comes to customer service and support, our nationwide team is committed to always giving our best — so you can give yours.

Simpson Strong-Tie | strongtie.com

Strong-Drive® Deck-Drive™ QuikDrive® Stainless-Steel Strong-Drive® Deck



SIMPSON
Strong-Tie

Quik Drive™ Quik Drive® Stainless-Steel Strong-Drive® Deck-Drive™ Quik Drive®

Table of Contents

General Information

Company Information	12
Important Information — Warnings and Warranties	14
General Notes	15
Corrosion Information	16
Understanding the Corrosion Issue	16
Corrosion Conditions	17
Guidelines for Selecting Materials and Coatings	18
Corrosion Resistance Classifications	19
Fastener Overview — Nails	21
Nail Types	22
Screw Features	23
Color Guide for PVC/Composite Decking	24
How Self-Drilling Screws Work	26

Fastener Application Guide

Decks, Docks and Boardwalks	30
Subfloor and Sheathing Applications	32
Underlayment and Backerboard Applications	33
Siding on Wood and Steel	34
Roofing	36
Wood Framing	38
Mass Timber / Cross-Laminated Timber (CLT)	40
Fasteners for Simpson Strong-Tie Connectors	41
Finishing, Millwork and Trim	42
Fencing	44
Fastening to Metal	46
Heavy Timber Construction	48
Steel Decking	49
Truss-Ply / EWP-Ply Fastening Applications (Interior)	49
Drywall and Exterior Gypsum Sheathing Applications	50
Crating	51
Boat Building / Marine Trade	52

Screws

Exterior Screws

Strong-Drive® SDWS FRAMING Screw	58
Strong-Drive SDWS TIMBER Screw (Exterior Grade)	59
Strong-Drive SDWS TIMBER SS Screw	60

Strong-Drive SDWH TIMBER-HEX Screw	61
Strong-Drive SDWH TIMBER-HEX SS Screw	62
Strong-Drive SDWH TIMBER-HEX HDG Screw	63
Outdoor Accents® Structural Wood Screw	64
Outdoor Accents Hex-Head Washer	66
Outdoor Accents Connector Screw	67
Strong-Drive SDS HEAVY-DUTY CONNECTOR Screw	68
Strong-Drive SD CONNECTOR Screw	69
Strong-Drive SD CONNECTOR SS Screw	70
Strong-Drive DWP WOOD SS Screw — Flat Head	71
Deck-Drive™ DWP WOOD SS Screw — Flat Head	72
Deck-Drive DWP WOOD SS Screw — Trim Head	74
Deck-Drive DSV WOOD Screw	76
Deck-Drive DHPD HARDWOOD Screw	77
Bugle-Head Wood Screw — 6-Lobe Drive	78
Bugle-Head Wood Screw — Square Drive	79
Trim-Head Screw — Square Drive	80
Trim-Head Screw — 6-Lobe Drive	81
Wafer-Head Construction Screw	83
Finish Trim Screw	84
PVC Trim-Board Screw	85
Marine Screw — Pan Head	86
Marine Screw — Flat Head	87
EB-TY® Premium Hidden Deck-Fastening System™	88
Ipê Wood Plugs	89

Composite Decking Screws

Deck-Drive DCU COMPOSITE Screw	90
Deck-Drive DCU Screw Plug Solution	92
Fascia-Fastening Solution	94

Interior Screws

Strong-Drive CSV Construction Screw	95
Strong-Drive SDCF TIMBER-CF Screw	96
Strong-Drive SDCFC TIMBER-CFC Screw	97
Strong-Drive SDCP TIMBER-CP Screw	98
Strong-Drive SDHR COMBO-HEAD Screw	99
Strong-Drive SDW EWP-PLY Screw	100
Strong-Drive SDW TRUSS-PLY Screw	101
Strong-Drive SDWS TIMBER Screw (Interior Grade)	102

Table of Contents

Strong-Drive® SDWC TRUSS Screw	103
Quik Stik™ Rafter and Truss Fastening System	104
Strong-Drive SDPW DEFLECTOR Screw	105
Strong-Drive SDWF FLOOR-TO-FLOOR Screw	106
Strong-Drive SDWV SOLE-TO-RIM Screw	107
Wafer-Head Screw	107

Specialty

Cement Board Screw	108
Fiber-Cement Screw	108
Pancake-Head Screw	109
Wire-Lath Modified Truss-Head Screw	109
Truss-Head Screw	110
Storm-Panel Screw	110

Metal Screws

Strong-Drive XL LARGE-HEAD METAL Screw	111
Strong-Drive XM MEDIUM-HEAD METAL Screw	112
Strong-Drive Self-Drilling X Metal Screw	113
Strong-Drive XE EXTERIOR STRUCTURAL METAL Screw	114
Self-Drilling E Metal Screw	114
Strong-Drive TB WOOD-TO-STEEL Screw	115
Strong-Drive TF WOOD-TO-STEEL Screw	116
Strong-Drive FPHSD SHEATHING-TO-CFS Screw	117
Strong-Drive PPHD SHEATHING-TO-CFS Screw	118
Metal-Panel Screw	119
Metal-Panel Screw with EPDM Washer	119
Self-Drilling Hex-Washer-Head Screw	120
Self-Drilling Flat-Pan-Head Screw	122
Self-Drilling Pancake-Head Screw	122
Self-Drilling Bugle-Head Screw	123
Self-Drilling Fiber-Cement Screw	124
Self-Drilling Flat-Head Screw with Wings	125
Self-Drilling Siding Screw	126
Self-Drilling Wafer-Head Screw with Wings	127
Self-Drilling Wire-Lath Modified Truss-Head Screw	128

Parts and Accessories

Driver Bits	129
-----------------------	-----

Nails

Strong-Drive SCN SMOOTH-SHANK CONNECTOR Nail	132
Strong-Drive SCNR RING-SHANK CONNECTOR Nail	133
Premium Exterior Nail	134
Screw-Shank Nail	135
Decking and General Wood Construction Nail —	
Annular Ring Shank	135
Decking and General Wood Construction Nail —	
Smooth Shank	137
Siding, Trim, Shake and Shingle Nail	138
Finishing Nail	140
Specialty Nail — Annular Ring Shank	141
Specialty Nail	141
Painted Siding Nail	142
Siding, Trim, Shake and Shingle Nail	143
Roofing Nail — Annular Ring Shank	144
Specialty Nail — Fencing Staples	145
Specialty Nail — Hog Rings — Hill Pattern	145

Collated Nails and Staples

Strong-Drive Connector Nails

Strong-Drive 33° SCN	
SMOOTH-SHANK CONNECTOR Nail	148
Strong-Drive 33° SCNR	
RING-SHANK CONNECTOR Nail	149

Siding/Fencing/Trim

0° Inserted Plastic Coil, Full Round Head, Ring-Shank Nail	150
15° Inserted Plastic Coil, Full Round Head, Ring-Shank Nail	151
15° Inserted Plastic Coil, Full Round Head, Ring-Shank Nail	152
15° Wire Coil, Full Round Head, Ring-Shank Siding Nail	153
15° Wire Coil, Painted, Full Round Head, Ring-Shank Nail	154

Roofing

15° Wire Coil, Full Round Head, Ring-Shank Roofing Nail	155
15° Wire Coil, Full Round Head, Smooth-Shank	
Roofing Nail	156

Table of Contents

Framing

15° Wire Coil, Full Round Head, Ring-Shank Decking/Framing Nail	157
15° Wire Coil, Painted, Full Round Head, Ring-Shank Decking/Framing Nail.	158
20°–22° Plastic Strip, Casing Head, Ring-Shank Nail	159
20°–22° Plastic Strip, Full Round Head, Ring-Shank Nail	160
20°–22° Plastic Strip, Full Round Head, Screw-Shank Nail.	162
31°–34° Plastic Strip, Full Round Head, Ring-Shank Nail	164
28° Wire Weld, Clipped Head, Ring-Shank Nail	165
31°–34° Paper Tape, Clipped Head, Ring-Shank Nail.	166

Trim Nails

20° Angle, Adhesive Collation, T-Style Head, 16-Gauge Finishing Nail	167
25° Angle, Adhesive Collation, FN-Style, 15-Gauge Finishing Nail	168
Tape Collation, DA-Style Angle, 15-Gauge Finishing Nail	169
Straight, Adhesive Collation, T-Style Head, 16-Gauge Finishing Nail	170
Straight, Adhesive Collation, T-Style Head, 18-Gauge Brads	171
Straight, Adhesive Collation, 23-Gauge Micro Pins	172

Specialty

L Series Flooring Cleats.	173
T Series Flooring Cleats	173

Collated Staples

½" Crown, 15½-Gauge Staples.	174
1" Crown, 16-Gauge Staples	174
½" Crown, 16-Gauge Staples	175
¼" Crown, 18-Gauge Staples	176
⅞" Crown, 16-Gauge Staples	177

Quik Drive® Systems

Subfloor/Sheathing|Fiber-Cement Siding|

Crating|Truss Ply

Cordless PRO250G2 Subfloor System	180
PRO250G2 Subfloor System	181

Decks|Docks|Boardwalks|Crating|Truss Ply

Cordless PRO300SG2 Decking System	182
PRO300SG2 Decking System	183

Underlayment|Backerboards|Fiber Cement

Cordless PRO200SG2 Multi-Purpose System	184
PRO200SG2 Multi-Purpose System	185
PROLDHG2 Underlayment / Backerboard System	186

Quik Drive Combo Systems

PROSDD Multi-Purpose Combo System	187
Cordless PROCCS+ Multi-Purpose Combo System.	188
PROCCS+ Multi-Purpose Combo System	189

Drywall|Fiberglass-Mat Gypsum

PRO200G2 Drywall System	190
PRO250DWG2 Drywall Attachment	191

Tile Roofing

PRORFG2 Roofing Tile System.	192
PRO300SRFG2 Roofing Tile System	193

Truck Beds/Trailer Flooring|Wood Nailers|

Ledgers to Steel

PROHSD60M Wood-to-Steel Tool	194
PROHSD75M Wood-to-Steel Tool	195
PROHSD60 Wood-to-Steel Attachment	196
PROHSD75 Wood-to-Steel Attachment	197

Steel Decking/Stitching

BSD200G2 Structural Steel-Decking Attachment.	198
PROSDX150G2 Steel-Decking System	199

Sheathing Wood to Metal

BGP300 Sheathing System	200
-----------------------------------	-----

Standing-Seam Metal Roofing

PROPP150G2 Metal Roofing Attachment.	201
--	-----

Steel to Steel

PROHX516G2 Steel-to-Steel Fastening Attachment.	202
PROPHG2 Cold-Formed Steel Framing Attachment.	203

Table of Contents

Parts and Accessories

Screwdriver Motors	204
Adjustable Countersink and RPM Recommendations	206
Adapters	207
Replacement Parts	208
Drive Types and Replacement Driver Bits	209
Accessories	210
System Components and Schematics	211
Troubleshooting Guide	212
Quik Drive® — Warranty	213
Quik Drive Safety Warnings	213

Collated Screws for the Quik Drive System

Application/Fastener/Tool Matrix	216
--	-----

Collated Exterior Screws

Deck-Drive™ DSV WOOD Screw	218
Deck-Drive DWP WOOD SS Screw	219
Deck-Drive DHPD HARDWOOD Screw	220
Trim-Head Screw — Sharp Point	221
Trim-Head Screw — Type-17 Point	222
Bugle-Head Wood Screw	222
CB3BLG Fiber-Cement Board Screw	223
CB3BLGHL Cement Board Screw	223
SSWSCB Roofing Tile Screw	224
WSCT Roofing Tile Screw	225
WSTD Roofing Tile Screw	225

Collated Composite Decking Screws

Deck-Drive DCU COMPOSITE Screw	226
Deck-Drive DCSD COMPOSITE-TO-STEEL Screw	228

Collated Interior Screws

Strong-Drive® WSV SUBFLOOR Screw	229
WSHL Subfloor Screw	231
DWC Drywall Screw	231
DWHL Drywall Screw	232
MTH Wood Underlayment Screw	232
PC Screw	233
WSC Wood Screw	234
WSCLT Wood Screw	234

Collated Metal Screws

Strong-Drive TB WOOD-TO-STEEL Screw	235
Strong-Drive TF WOOD-TO-STEEL Screw	236
Strong-Drive PHSD FRAMING-TO-CFS Screw	237
Strong-Drive FPHSD FRAMING-TO-CFS Screw	237
SSPCSD Sheathing-to-Metal Screw	238
Strong-Drive PPHD SHEATHING-TO-CFS Screw	239
Strong-Drive XL LARGE-HEAD METAL Screw	240
Strong-Drive XM MEDIUM-HEAD METAL Screw	241
Strong-Drive Self-Drilling X Metal Screw	242
Steel-Deck Diaphragm Calculator	243
CBSDQ Sheathing-to-CFS Screw	244
DWF Drywall-to-CFS Screw	244
DWFSD Drywall-to-CFS Screw	245
FHSD Wood-to-CFS Screw	246
WSFLRV Wood-to-CFS/Aluminum Screw	247

Index

Alphabetical Index	250
------------------------------	-----

Alphabetical Index

0° Inserted Plastic Coil, Full Round Head, Ring-Shank Nail	150
1/2" Crown, 15 1/2-Gauge Staples	174
1/2" Crown, 16-Gauge Staples	175
1/4" Crown, 18-Gauge Staples	176
1" Crown, 16-Gauge Staples	174
7/16" Crown, 16-Gauge Staples	177
15° Inserted Plastic Coil, Full Round Head, Ring-Shank Nail	151
15° Inserted Plastic Coil, Full Round Head, Ring-Shank Nail	152
15° Wire Coil, Full Round Head, Ring-Shank Decking/Framing Nail	157
15° Wire Coil, Full Round Head, Ring-Shank Roofing Nail	155
15° Wire Coil, Full Round Head, Smooth-Shank Roofing Nail	156
15° Wire Coil, Painted, Full Round Head, Ring-Shank Decking/Framing Nail	158
15° Wire Coil, Painted, Full Round Head, Ring-Shank Nail	154
20°–22° Plastic Strip, Casing Head, Ring-Shank Nail	159
20°–22° Plastic Strip, Full Round Head, Ring-Shank Nail	160
20°–22° Plastic Strip, Full Round Head, Screw-Shank Nail	162
20° Angle, Adhesive Collation, T-Style Head, 16-Gauge Finishing Nail	167
25° Angle, Adhesive Collation, FN-Style, 15-Gauge Finishing Nail	168
28° Wire Weld, Clipped Head, Ring-Shank Nail	165
31°–34° Paper Tape, Clipped Head, Ring-Shank Nail	166
31°–34° Plastic Strip, Full Round Head, Ring-Shank Nail	164

A	
Alphabetical Index	250

B	
BGP300 Metal Roofing/Siding System	200
Boat Building / Marine Trade Applications	52
BSD200G2 Structural Steel-Decking Attachment	198
Bugle-Head Wood Screw	222
Bugle-Head Wood Screw — 6-Lobe Drive	78
Bugle-Head Wood Screw — Square Drive	79

C	
CB3BLG Fiber-Cement Board Screw	223
CB3BLGHL Cement Board Screw	223
CBSDQ Sheathing-to-CFS Screw	244

Cement Board Screw	108
Company Information	12
Cordless PRO200SG2 Multi-Purpose System	184
Cordless PRO250G2 Subfloor System	180
Cordless PRO300SG2 Decking System	182
Cordless PROCCS+ Multi-Purpose Combo System	188
Corrosion Conditions	17
Corrosion Information	16
Corrosion Resistance Classifications	19
Crating Applications	51

D	
Deck-Drive™ DCSD COMPOSITE-TO-STEEL Screw	228
Deck-Drive DCU COMPOSITE Screw	90, 226
Deck-Drive DCU Screw Plug Solution	92
Deck-Drive DHPD HARDWOOD Screw	77, 220
Deck-Drive DSV WOOD Screw	76, 218
Deck-Drive DWP WOOD SS Screw	219
Deck-Drive DWP WOOD SS Screw — Flat Head	72
Deck-Drive DWP WOOD SS Screw — Trim Head	74
Decking and General Wood Construction Nail — Annular Ring Shank	135
Decking and General Wood Construction Nail — Smooth Shank	137
Decks, Docks and Boardwalks Applications	30
Driver Bits	129
Drywall and Exterior Gypsum Sheathing Applications	50
DWC Drywall Screw	231
DWF Drywall-to-CFS Screw	244
DWFSD Drywall-to-CFS Screw	245
DWHL Drywall Screw	232

E	
EB-TY® Premium Hidden Deck-Fastening System™	88

F	
Fascia-Fastening Solution™	94
Fastener Overview — Nails	21
Fasteners for Simpson Strong-Tie Connectors Applications	41
Fastening to Metal Applications	46
Fencing Applications	44
Fencing Staples	145
FHSD Wood-to-CFS Screw	246
Fiber-Cement Screw	108

Finishing, Millwork and Trim Applications	42
Finishing Nail	140
Finish Trim Screw	84

G	
General Notes	15
Guidelines for Selecting Materials and Coatings	18

H	
Heavy Timber Construction Applications	48
Hog Rings — Hill Pattern	145
How Self-Drilling Screws Work	26

I	
Important Information — Warnings and Warranties	14
Ipê Wood Plugs	89

L	
L Series Flooring Cleats	173

M	
Marine Screw — Flat Head	87
Marine Screw — Pan Head	86
Mass Timber / Cross-Laminated Timber (CLT) Applications	40
Metal-Panel Screw	119
Metal-Panel Screw with EPDM Washer	119
MTH Wood Underlayment Screw	232

N	
Nail Types	22

O	
Outdoor Accents® Connector Screw	67
Outdoor Accents Hex-Head Washer	66
Outdoor Accents Structural Wood Screw	64

P	
Painted Siding Nail	142
Pancake-Head Screw	109
PC Screw	233
Premium Exterior Nail	134
PRO200G2 Drywall System	190
PRO200SG2 Multi-Purpose System	185
PRO250DWG2 Drywall Attachment	191
PRO250G2 Subfloor System	181
PRO300SG2 Decking System	183
PRO300SRFG2 Roofing Tile System	193

Alphabetical Index

PROCCS+ Multi-Purpose Combo System	189
PROHSD60 Wood-to-Steel Attachment	196
PROHSD75 Wood-to-Steel Attachment	197
PROHX516G2 Steel-to-Steel Fastening Attachment	202
PROLDHG2 Underlayment / Backerboard System	186
PROPHG2 Cold-Formed Steel Framing Attachment	203
PROPP150G2 Metal Roofing Attachment	201
PRORFG2 Roofing Tile System	192
PROSDD Multi-Purpose Combo System	187
PROSDX150G2 Steel-Decking System	199
PVC Trim-Board Screw	85

Q

Quik Drive® Accessories	210
Quik Drive Adapters	207
Quik Drive Adjustable Countersink and RPM Recommendations	206
Quik Drive Application/Fastener/ Tool Matrix	216
Quik Drive Drive Types and Replacement Driver Bits	209
Quik Drive Replacement Parts	208
Quik Drive Safety Warnings	213
Quik Drive Screwdriver Motors	204
Quik Drive System Components and Schematics	211
Quik Drive Troubleshooting Guide	212
Quik Drive — Warranty	213
Quik Stik™ Rafter and Truss Fastening System	104

R

Roofing Applications	36
Roofing Nail — Annular Ring Shank	144

S

Screw Features	23
Screw-Shank Nail	135
Self-Drilling Bugle-Head Screw	123
Self-Drilling E Metal Screw	114
Self-Drilling Fiber-Cement Screw	124
Self-Drilling Flat-Head Screw with Wings	125
Self-Drilling Flat-Pan-Head Screw	122
Self-Drilling Hex-Washer-Head Screw	120
Self-Drilling Pancake-Head Screw	122
Self-Drilling Siding Screw	126
Self-Drilling Wafer-Head Screw with Wings	127
Self-Drilling Wire-Lath Modified Truss-Head Screw	128

Siding on Wood and Steel Applications	34
Siding, Trim, Shake and Shingle Nail	138, 142
Specialty Nail	141
Specialty Nail — Annular Ring Shank	141
SSPCSD Sheathing-to-Metal Screw	238
SSWSCB Roofing Tile Screw	224
Steel-Deck Diaphragm Calculator	243
Steel Decking Applications	49
Storm-Panel Screw	110
Straight, Adhesive Collation, 23-Gauge Micro Pins	172
Straight, Adhesive Collation, T-Style Head, 16-Gauge Finishing Nail	170
Straight, Adhesive Collation, T-Style Head, 18-Gauge Brads	171
Strong-Drive® 33° SCNR RING-SHANK CONNECTOR Nail	149
Strong-Drive 33° SCN SMOOTH-SHANK CONNECTOR Nail	148
Strong-Drive CSV Construction Screw	95
Strong-Drive DWP WOOD SS Screw — Flat Head	71
Strong-Drive FPHSD FRAMING-TO-CFS Screw	117, 237
Strong-Drive PHSD FRAMING-TO-CFS Screw	237
Strong-Drive PPHD SHEATHING-TO-CFS Screw	118, 239
Strong-Drive SCNR RING-SHANK CONNECTOR Nail	133
Strong-Drive SCN SMOOTH-SHANK CONNECTOR Nail	132
Strong-Drive SDCFC TIMBER-CFC Screw	97
Strong-Drive SDCF TIMBER-CF Screw	96
Strong-Drive SD CONNECTOR Screw	69
Strong-Drive SD CONNECTOR SS Screw	70
Strong-Drive SDCP TIMBER-CP Screw	98
Strong-Drive SDHR COMBO-HEAD Screw	99
Strong-Drive SDPW DEFLECTOR Screw	105
Strong-Drive SDS HEAVY-DUTY CONNECTOR Screw	68
Strong-Drive SDWC TRUSS Screw	103
Strong-Drive SDWF FLOOR-TO-FLOOR Screw	106
Strong-Drive SDWH TIMBER-HEX HDG Screw	63
Strong-Drive SDWH TIMBER-HEX Screw	61
Strong-Drive SDWH TIMBER-HEX SS Screw	62
Strong-Drive SDWS FRAMING Screw	58
Strong-Drive SDWS TIMBER Screw (Exterior Grade)	59
Strong-Drive SDWS TIMBER Screw (Interior Grade)	102

Strong-Drive SDWS TIMBER SS Screw	60
Strong-Drive SDW EWP-PLY Screw	100
Strong-Drive SDW TRUSS-PLY Screw	101
Strong-Drive SDWV SOLE-TO-RIM Screw	107
Strong-Drive Self-Drilling X Metal Screw	113, 242
Strong-Drive TB WOOD-TO-STEEL Screw	115, 235
Strong-Drive TF WOOD-TO-STEEL Screw	116, 236
Strong-Drive WSV SUBFLOOR Screw	229
Strong-Drive XE EXTERIOR STRUCTURAL METAL Screw	114
Strong-Drive XL LARGE-HEAD METAL Screw	111, 240
Strong-Drive XM MEDIUM-HEAD METAL Screw	112, 241
Subfloor and Sheathing Applications	32

T

Tape Collation, DA-Style Angle, 15-Gauge Finishing Nail	169
Trim-Head Screw — 6-Lobe Drive	81
Trim-Head Screw — Sharp Point	221
Trim-Head Screw — Square Drive	80
Trim-Head Screw — Type-17 Point	222
Truss-Head Screw	110
Truss-Ply / EWP-Ply Fastening Applications (Interior)	49
T Series Flooring Cleats	173

U

Underlayment and Backerboard Applications	33
Understanding the Corrosion Issue	16

W

Wafer-Head Construction Screw	83
Wafer-Head Screw	107
Wire-Lath Modified Truss-Head Screw	109
Wood Framing Applications	38
WSCLT Wood Screw	234
WSCT Roofing Tile Screw	225
WSC Wood Screw	234
WSFLRV Wood-to-CFS/Aluminum Screw	247
WSHL Subfloor Screw	231
WSTD Roofing Tile Screw	225



Strong-Drive® SDCFC TIMBER-CFC Screw
for Mass Timber Applications

**Smart solutions
for industry
innovation.**



General Information

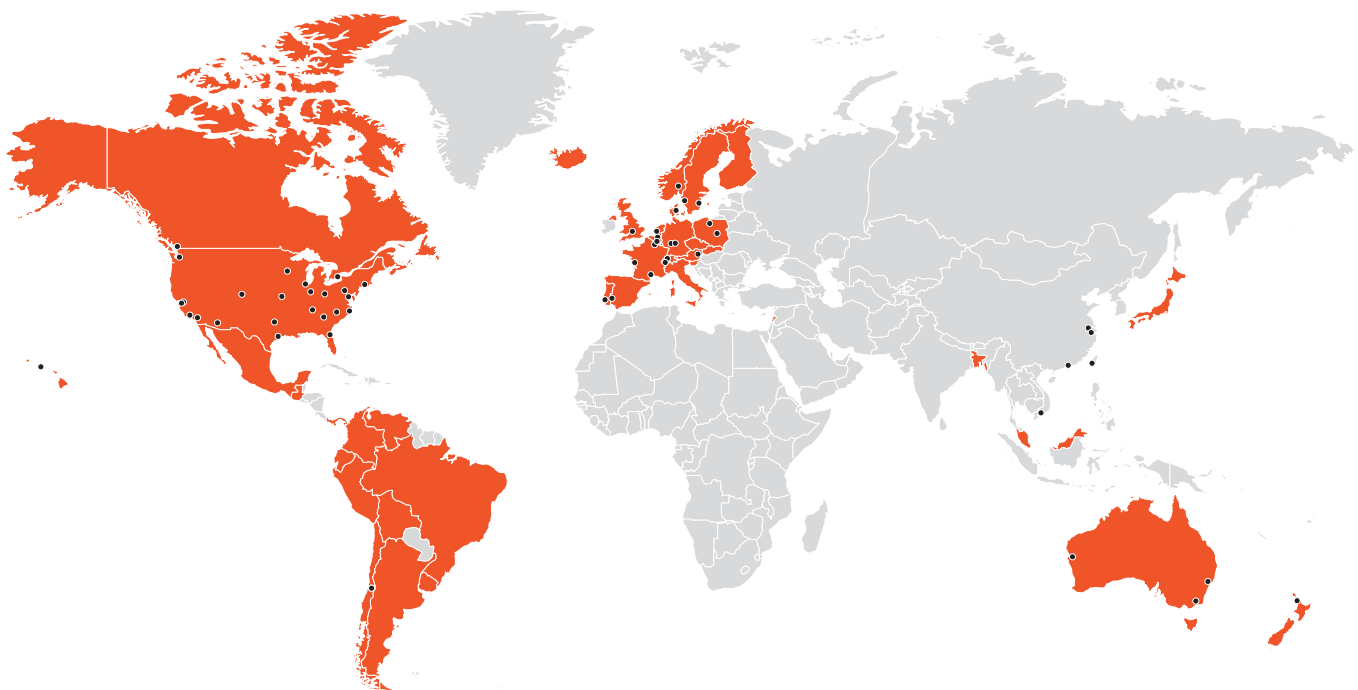
General
Information

Company Information	12
Important Information — Warnings and Warranties	14
General Notes	15
Corrosion Information	16
Understanding the Corrosion Issue	16
Corrosion Conditions	17
Guidelines for Selecting Materials and Coatings	18
Corrosion Resistance Classifications	19
Fastener Overview — Nails	21
Nail Types	22
Screw Features	23
Color Guide for PVC/Composite Decking	24
How Self-Drilling Screws Work	26

Company Information

For more than 65 years, Simpson Strong-Tie has focused on creating structural products that help people build safer and stronger homes and buildings. A leader in structural systems research and technology, Simpson Strong-Tie is one of the largest suppliers of structural building products in the world. The Simpson Strong-Tie commitment to product development, engineering, testing and training is evident in the consistent quality and delivery of its products and services.

For more information, visit the company's website at strongtie.com.



● Factories, offices and/or warehouses are located in Australia, Austria, Belgium, Canada, Chile, China, Czech Republic, Denmark, France, Germany, Italy, Netherlands, New Zealand, Norway, Poland, Portugal, Sweden, Switzerland, Taiwan, UK, USA and Viet Nam

■ Distribution in Australia, Canada, Chile, parts of South America, Western Europe, parts of Eastern Europe, Middle East, Japan and other Asian countries, Mexico, New Zealand, UK and USA

Additional Resources:

- C-F-2023TECHSUP
Fastening Systems Technical Guide
- S-M-CMG22
Composite Decking Color Matching Guide
- C-C-2021
Wood Construction Connectors catalog
- C-C-MODULAR
Connectors and Fasteners for Modular Building catalog
- C-C-MASSTIMBER
Connectors & Fasteners for Mass Timber Construction catalog
- C-A-2021
Anchoring, Fastening, Restoration and Strengthening Systems for Concrete and Masonry catalog

(800) 999-5099 | strongtie.com

All rights reserved. This catalog may not be reproduced in whole or in part without the prior written approval of Simpson Strong-Tie Company Inc.

Company Information

The Simpson Strong-Tie Company Inc. Quality Pledge

- Quality products value-engineered for the lowest installed cost at the highest-rated performance levels
- The most thoroughly tested and evaluated products in the industry
- Strategically located manufacturing and warehouse facilities
- National code agency listings
- The largest number of patented connectors in the industry
- Global locations with an international sales team
- In-house R&D and tool and die professionals
- In-house product testing and quality control engineers

Support for industry groups, including: **AISI, AITC, ASTM, ASCE, AWC, AWPA, ACI, AISC, CSI, CFSEI, ICFA, NBMDA, NLBMDA, SBCA, SDI, SETMA, SFA, SFIA, STAFDA, SREA, NFBA, TPI, WDSC, WIJMA, WTCA** and local engineering groups.

The Simpson Strong-Tie Quality Policy

We help people build safer structures economically. We do this by designing, engineering and manufacturing No Equal® structural connectors and other related products that meet or exceed our customers' needs and expectations. Everyone is responsible for product quality and is committed to ensuring the effectiveness of the Quality Management System.



Mike Olosky
Chief Executive Officer

Getting Fast Technical Support

When calling for engineering technical support, having the following information at hand will help us to serve you promptly and efficiently.

- Which Simpson Strong-Tie® catalog are you using? (See the front cover for the catalog number.)
- Which Simpson Strong-Tie product are you using?
- What is the type and thickness of the materials you are fastening?
- What is your load requirement?
- If using a Quik Drive® attachment:
 - What attachment are you using?
 - What is the RPM range of your screwdriver motor or model number?

You should consult a qualified design professional familiar with all applicable building codes each time you use a Simpson Strong-Tie product.



FM 767499

General
Information

10–27

Fastener
Application Guide

28–53

Screws

56–129

Nails

130–145

Collated Nails
and Staples

146–177

Quik Drive® Systems

178–213

Collated Screws
for the Quik Drive®
System

214–247

Alphabetical Index

248–258

General
Information

Important Information — Warnings and Warranties

Warning

Simpson Strong-Tie fasteners and fastening products are designed and tested for certain applications and environments. To obtain optimal performance from Simpson Strong-Tie products, the products must be properly installed and used in accordance with the installation instructions and design limits provided by Simpson Strong-Tie Company Inc.

To ensure proper installation and use, designers and installers must carefully read the following General Notes, catalog pages for specific product installation instructions and notes.

Proper product installation requires careful attention to all notes and instructions. Installers, designers, engineers and consumers should consult the Simpson Strong-Tie Company Inc. website at strongtie.com to obtain additional design and installation information, including:

- Information on workshops Simpson Strong-Tie conducts at various training centers throughout the country
- Code Reports
- Technical fliers and bulletins
- Corrosion information
- Answers to frequently asked questions and technical topics

Failure to fully follow all of the notes and instructions provided by Simpson Strong-Tie Company Inc. may result in improper installation of products. Improperly installed products may not perform to the specifications set forth in this catalog.

Simpson Strong-Tie Company Inc. does not guarantee the performance or safety of products that are modified, improperly installed or not used in accordance with the design and load limits set forth in this catalog.

Terms and Conditions of Sale

Product Use

Products in this catalog are designed and manufactured for the specific purposes shown, and should not be used with other connectors not approved by a qualified licensed/certified building design professional, a licensed professional engineer or licensed architect ("designer"). You should review our website and consult a qualified designer familiar with all applicable building codes each time you use a Simpson Strong-Tie product.

Indemnity

Any designer or other person who modifies any products, changes any installation procedures or designs any non-catalog products for fabrication by Simpson Strong-Tie Company Inc. shall, regardless of specific instructions to the user, indemnify, defend, and hold harmless Simpson Strong-Tie Company Inc. for any and all claimed loss or damage occasioned in whole or in part by such products.

Non-Catalog and Modified Products

Modifications to products or changes in installation procedures

should only be made by a qualified professional designer. The performance of such modified products or altered installation procedures is the sole responsibility of the designer. Any person modifying Simpson Strong-Tie products must provide the installer with specific instructions on the modified products' specifications, installation and use.

Consult Simpson Strong-Tie Company Inc. for applications for which there is no catalog product, or for connectors for use in hostile environments, with excessive wood shrinkage, or with abnormal loading or erection requirements.

Non-catalog products must be designed by a qualified designer and will be fabricated by Simpson Strong-Tie in accordance with customer specifications.

Any modified, special order or non-catalog products, or any products that are not installed strictly in accordance with Simpson Strong-Tie installation procedures, are provided "AS IS" and without any representation or warranty of any kind.

Limited Warranty

For the Limited Warranty that applies to Simpson Strong-Tie products, please consult strongtie.com/limited-warranties. See p. 259 for the Limited Warranty in effect when this catalog was first published. To obtain a copy of the current Limited Warranty, contact us at limited_warranty@strongtie.com, (800) 999-5099 or Simpson Strong-Tie Company Inc., 5956 West Las Positas Boulevard, Pleasanton, CA 94588.

The Limited Warranty contains important disclaimers, limitations and exclusions, and applies only if the products have been properly specified, installed, maintained, and used in accordance with the design limits and the structural, technical, and environmental specifications in the Simpson Strong-Tie Documentation. All future purchases of Simpson Strong-Tie products are subject to the terms of the Limited Warranty in effect as of the purchase date.

Although products are designed for a wide variety of uses, Simpson Strong-Tie assumes no liability for confirming that any product

is appropriate for an intended use, and each intended use of a product must be reviewed and approved by qualified professionals. Each product is designed for the load capacities and uses listed in the Simpson Strong-Tie Documentation, subject to the limitations and other information set forth therein. Due to the particular characteristics of potential impact events such as earthquakes and high velocity winds, the specific design and location of the structure, the building materials used, the quality of construction, or the condition of the soils or substrates involved, damage may nonetheless result to a structure and its contents even if the loads resulting from the impact event do not exceed Simpson Strong-Tie's specifications and the products are properly installed in accordance with applicable building codes, laws, rules and regulations. Simpson products will perform in accordance with the specifications set forth in the applicable Simpson Strong-Tie catalog. Additional performance limitations for specific products may be listed on the applicable catalog pages.

Warranties and General Notes

General Notes

These notes are provided to ensure proper selection and installation of Simpson Strong-Tie Company Inc. products and must be followed carefully.

- a. Simpson Strong-Tie Company Inc. reserves the right to change specifications, designs and models without notice or liability for such changes.
- b. Do not exceed published loads, doing so could jeopardize the connection.
- c. A fastener that splits the wood will not take the design load. Evaluate splits to determine if the connection will perform as required. Dry wood may split easily and should be evaluated as required. If wood tends to split consider pre-boring holes with diameters specified in the 2018/2021 Edition National Design Specification (NDS) sections 12.1.5 for wood screws and 12.1.6 for nails.
- d. Fasteners may break if driven into hard materials or if countersunk below the surface of the substrate fastened.
- e. Do not overdrive fasteners. Overdriven fasteners may have a reduction in shear and pull-through capacity.
- f. Use products only in accordance with all instructions.
- g. All specified fasteners must be installed according to the instructions in this catalog.
- h. There are many choices of fasteners, tools and other products. It is often difficult to determine which type of product is best suited for your application. In some cases, there may be more than one type of product that will work well. The information in this catalog is intended to guide the designer toward the product best suited for the specific application, use and environment. The choice of which product to use should be made by a qualified designer.
- i. All connected members and related elements shall be designed by the designer.
- j. Select fasteners of a type, size, length, thread, head, coating, material, point and other characteristics suitable for your application, use and environment. Incorrect fastener selection may cause the connection to fail.
- k. If using a fastener from this catalog with any other Simpson Strong-Tie product, consult the appropriate Simpson Strong-Tie catalog or **strongtie.com** for detailed information concerning the other product.
- l. Only use fasteners for their intended purpose as described in this publication. Connection failures can result from inappropriate substitution.
- m. Test drive fasteners to assure fasteners install correctly.
- n. The term "designer" used throughout this catalog is intended to mean a licensed/certified building design professional, a licensed professional engineer or licensed architect.
- o. Follow material manufacturer's installation instructions and fastener recommendations.
- p. Unless otherwise noted, nail "penny size" does not imply specific diameters or load capacities. Design standards must be used in conjunction with fastener material, diameter and length to determine acceptable uses.
- q. Use Quik Drive® tools only with authentic Quik Drive fasteners. Other fasteners will void the warranty and may cause the tool to malfunction and become damaged.
- r. If a Quik Drive product is compatible with a specified tool, do not use the product with any other tool.
- s. Power-driven fasteners may deflect and injure the operator or others. Follow the tool manufacturer's operating instructions and use appropriate safety equipment.
- t. Choose the proper tool to suit the fastener and applications.
- u. Use proper safety equipment and follow all safety instructions.
- v. Always wear protective eyewear.
- w. With the use of any power or power fastener, follow manufacturer's safety instructions.
- x. Dissimilar metal combinations should be carefully assessed and avoided if possible.
- y. All carbon steel based fasteners have the potential to corrode and rust.
- z. Some hardened fasteners may have premature failure if exposed to moisture. These fasteners are recommended to be used in interior dry conditions.
- aa. Select a fastener only after reading the corrosion information on pp. 16–20 of this catalog.
- ab. Be aware of special conditions that may increase corrosion risk and select product accordingly.
- ac. Simpson Strong-Tie screws for applications in wood and engineered wood are designed to be installed without predrilling. However, some installation conditions may require predrilling to prevent splitting, torsional failure of the fastener, or to facilitate installation.
- ad. Screws made from austenitic stainless steel are generally softer and have less torsional strength than screws made from carbon steel. Simpson Strong-Tie does not assume liability for breakage or damage due to screw breakage during or after installation. Pre-drilling may be necessary in some cases. For best results, drive at 2,500 rpm or less.
- ae. This catalog includes all information available as of the effective date of publication. Please consult **strongtie.com** for current information.

Important Information and General Notes

Deck Construction and Fastening Tips

- Before beginning construction, make sure boards are dry and acclimated to jobsite conditions.
- Select the proper fastener based on the importance of the connection, exposure, and the materials that are being fastened. Consult pp. 45–46 and pp. 48–50 of our *Deck Connection and Fastening Guide* (F-DECKCODE) at strongtie.com for guidelines on choosing the correct fastener.
- Consider using 300 Series stainless-steel fasteners when elevated corrosion conditions may exist, such as presence of de-icing salts or close proximity to swimming pools, hot tubs, sprinklers, ponds, foliage and other moisture sources.
- Inadequate gap spacing between boards can put additional load on the fasteners and lead to broken screws or nail pops. Spacing for wood decks depends on wood species and moisture content.
- For composite decking, consult manufacturer fastening requirements and installation instructions related to spacing.
- If the deck is attached to a wall or floor assembly of wood-frame construction, approved corrosion-resistant flashing should be applied to prevent water entry or penetration into the building.
- Use caution to avoid overdriving fasteners during installation. Overdriving can cause fastener breakage and create a counterbore where water can pool, facilitating corrosion and decay.
- Allow for proper water drainage. A deck should slope away from the structure a minimum of 1/8" to 1/4" per every 12" to reduce the possibility of standing water.
- For composite decking to be installed diagonally, reduce the on-center joist spacing following recommendations of the deck board manufacturer. For 5/4 wood decking to be installed diagonally, the spacing for supporting framing should not exceed 16" on-center.
- Adequate ventilation is necessary to minimize cupping, warping and other weathering related defects. Construct the deck a minimum of 18" off the ground to allow proper air circulation. If this is not possible, install a plastic film moisture barrier under the deck.
- Proper maintenance is essential. Staining and sealing, along with periodic inspection of fasteners and hardware, will potentially add years to the life of the deck.

For more information on deck construction and products from Simpson Strong-Tie, please see our *Deck Connection and Fastening Guide* (F-DECKCODE) and the most recent technical bulletin, *Fastening Systems Technical Guide* (C-F-TECHSUP) at strongtie.com or visit strongtie.com/deckcenter.

Please refer to the American Wood Council's Prescriptive Residential Wood Deck Construction Guide (DCA 6) for important information on best practices and code compliant design.

Trademark Attribution

Bosch®, Bostitch®, DeWalt®, Duo-Fast®, DuraLife™, E-coat®, Enhance®, Envision®, Evergrain®, Fiberon®, Grip-Rite®, Hilti®, Hitachi®, Horizon®, Makita®, Max®, Milwaukee®, MoistureShield®, N2000®, New Castle Steel™, Paslode®, Porter Cable®, Powernail®, Primatex®, ProTect Advantage®, Ridgid®, Select®, Senco®, Spotnails®, TimberTech AZEK®, Trex® and Vantage Collection® are registered trademarks of their respective companies.

Corrosion Information

Understanding the Corrosion Issue

Metal connectors, fasteners and anchors can corrode and lose carrying capacity when installed in corrosive environments or when installed in contact with corrosive materials. The many variables present in a building environment make it impossible to predict accurately whether, or when, corrosion will begin to reach a critical level. This relative uncertainty makes it crucial that specifiers and users be knowledgeable about the potential risks and select a product suitable for the intended use. When there is any uncertainty about the possible corrosion risks of any installation, a qualified professional should be consulted. Because of the risks posed by corrosion, periodic inspections should be performed by a qualified engineer or qualified inspector and maintenance performed accordingly.

It's common to see some corrosion in outdoor applications. Even stainless steel can corrode. The presence of some corrosion does not

mean that load capacity has been affected or that failure is imminent. If significant corrosion is apparent or suspected, then the wood, fasteners, anchors, and connectors should be inspected by a qualified engineer or qualified inspector. Replacement of affected components may be appropriate.

Because of the many variables involved, Simpson Strong-Tie cannot provide estimates of the service life of connectors, anchors, and fasteners. We suggest that all users and specifiers obtain recommendations on corrosion from the suppliers of the materials that will be used with Simpson Strong-Tie products, in particular, treated wood or concrete. We have attempted to provide basic knowledge on the subject here, and have additional information in our technical bulletins on the topic (strongtie.com/info). The Simpson Strong-Tie website should always be consulted for the latest information.

Corrosion Information

Corrosion Conditions

Corrosion can result from many combinations of environmental conditions, materials, construction design, and other factors, and no single guideline addresses all corrosion possibilities. Nevertheless, important corrosion information can be obtained from the American Wood Protection Association (AWPA), the International Building Code (IBC), International Residential Code (IRC), and local building codes. The following discussion provides general guidelines and approaches for the selection of Simpson Strong-Tie products for various construction conditions, but is not intended to supersede the guidelines of the AWPA, IBC, IRC, or local building codes.

Corrosion issues for Simpson Strong-Tie products generally fall into four categories:

1. Environmental and Construction Factors

Many environments and materials can cause corrosion, including ocean salt air, condensation, duration of wetness, fire retardants, fumes, fertilizers, chlorides, sulfates, preservative-treated wood, de-icing salts, dissimilar metals, soils, and more. Designers must take all of these factors into account when deciding which Simpson Strong-Tie products to use with which corrosion-resistant coatings or materials.

The design, quality of construction, and misinstallation can directly affect the corrosion resistance of products. A product intended and installed for use in dry-service environment may corrode if the structure design or building materials allow moisture intrusion, or expose the product to corrosive conditions, such as moisture or chemicals contained in the construction materials, soils, or atmospheres.

2. Chemically Treated Lumber

Some wood-preservative or fire-retardant chemicals or chemical retention levels create increased risk of corrosion and are corrosive to steel connectors and fasteners. For example, testing by Simpson Strong-Tie has shown that ACQ-Type D is more corrosive than Copper Azole, Micronized Copper Azole, or CCA-C. At the same time, other tests have shown that inorganic boron treatment chemicals, specifically SBX-DOT, are less corrosive than CCA-C.

Because different chemical treatments of wood have different corrosion effects, it's important to understand the relationship between the wood treatment chemicals and the coatings and base metals of Simpson Strong-Tie products.

The preservative-treated wood supplier should provide all of the pertinent information about the treated wood product. The information should include the AWPA Use Category Designation, wood species group, wood treatment chemical, and chemical retention. See building code requirements and appropriate evaluation reports for corrosion effects of wood treatment chemicals and for fastener corrosion resistance recommendations.

With Fire-Retardant-Treated (FRT) Wood, the 2018 IBC Section 2304.10.5.4 and 2018 IRC Section R317.3.4 refer to the manufacturer's recommendations, while the 2021 IBC and 2021 IRC require fasteners to be in compliance with 2304.10.6.3-.4 and R317.3.3-.4, respectively. In the absence of recommendations from the FRT manufacturer, the building codes require fasteners to be hot-dip galvanized, stainless steel, silicon bronze or copper. Simpson Strong-Tie further requires that the fastener is compatible with the metal connector hardware. Fastener shear and withdrawal allowable loads may be reduced in FRT lumber. Refer to the FRT manufacturer's evaluation report for potential reduction factors.

3. Dissimilar Metals and Galvanic Corrosion

Galvanic corrosion occurs when two electrochemically dissimilar metals contact each other in the presence of an electrolyte (such as water) that acts as a conductive path for metal ions to move from the more anodic to the more cathodic metal. Good detailing practice, including the following, can help reduce the possibility of galvanic corrosion of fasteners and connectors:

- Use fasteners or anchors and connectors with similar electrochemical properties
- Use insulating materials to separate dissimilar metals
- Ensure that the fastener or anchor is the cathode when dissimilar connector metals are present
- Prevent exposure to and pooling of electrolytes

Galvanic Series of Metals

Corroded End (Anode)
Magnesium, Magnesium alloys, Zinc
Aluminum 1100, Cadmium, Aluminum 2024-T4, Iron and Steel
Lead, Tin, Nickel (active), Inconel Ni-Cr alloy (active), Hastelloy alloy C (active)
Brasses, Copper, Cu-Ni alloys, Monel
Nickel (passive)
304 stainless steel (passive), 316 stainless steel (passive), Hastelloy alloy C (passive)
Silver, Titanium, Graphite, Gold, Platinum
Protected End (Cathode)

If you are uncertain about the galvanic corrosion potential of any installation, always consult with a corrosion expert. See the product pages for particular parts for more information regarding what coating systems are recommended or required for use with the parts in question.

4. Hydrogen-Assisted Stress Corrosion Cracking

Some hardened fasteners may experience premature failure from hydrogen-assisted stress-corrosion cracking if exposed to moisture. These fasteners are recommended for use only in dry-service conditions.

5. Indoor Swimming Pools

Indoor swimming pool environments are extremely corrosive to steel products. And some stainless steel is highly susceptible to stress corrosion cracking (SCC) under sustained loads in this environment. SCC can result in sudden failures. Instead of stainless steel, it is advised to use a duplex coated, post-hot-dip galvanized or ZMAX® coated low carbon steel for any load bearing components used in swimming pool environments. Regular maintenance is strongly advised. See strongtie.com/corrosion for additional information.

Corrosion Information

Guidelines for Selecting Materials and Coatings

In the discussion and charts of this section, Simpson Strong-Tie presents a three-step system to determine which product coatings and base metals to use in a range of corrosion conditions. These are general guidelines that may not consider all relevant application criteria. Refer to product-specific information for additional guidance.

Simpson Strong-Tie evaluated the AWWA Use Categories (See AWWA U1-16) and ICC-ES AC257 Exposure Conditions and developed a set of corrosion resistance recommendations. These recommendations

address the coating systems and materials used by Simpson Strong-Tie for fastener, connector, and anchor products. Although the AWWA Use Categories and ICC-ES AC257 Exposure Conditions specifically address treated-wood applications and some common corrosion agents, Simpson Strong-Tie believes that its recommendations may be applied more generally to other application conditions, insofar as the service environments discussed are similar. You should consult with a corrosion engineer concerning the application where advisable.

Step 1 — Evaluate the Corrosion Conditions

- **Dry Service:** Generally INTERIOR applications including wall and ceiling cavities, and in raised floor applications in enclosed buildings that have been designed to prevent condensation and exposure to other sources of moisture. Prolonged periods of wetness during construction should also be considered, as this may constitute a Wet Service or Elevated Service condition. Dry Service is typical of AWWA UC1 and UC2 for wood treatment and AC257 Exposure Condition 1. Keep in mind that dry-service environment may contain airborne salts. AC257 Exposure Condition 2 reflects the presence of airborne salt in a dry-service environment and corrosion hazard to exposed metal surfaces. It does not include effects of treatment chemicals. This condition is generally considered in Elevated and Uncertain assessments.
- **Wet Service:** Generally EXTERIOR construction in conditions other than elevated service. These include Exterior Protected and Exposed and General Use Ground Contact as described by AWWA UC4A. The AWWA U1 standard classifies exterior above-ground

treatments as Use Categories UC3 (A and B) depending on moisture run-off; and for exterior ground-contact levels of protection, it has Use Categories UC4 (A-C). ICC-ES AC257 considers the exterior exposure to be limited by the presence of treatment chemicals, and corrosion accelerators. In general, the AC257 Exposure Condition 1 includes AWWA Use Categories UC1 (interior/dry) and UC2 (interior/damp), while Exposure Condition 3 is a surrogate to UC3A, 3B, and 4A (exterior, above-ground and ground-contact, general use). The ICC-ES AC257 Exposure Conditions 2 and 4 are exposures that are salt environments.

- **Elevated Service:** Includes fumes, fertilizers, soil, some preservative-treated wood (AWWA UC4B and UC4C), industrial-zone atmospheres, acid rain, salt air, and other corrosive elements.
- **Uncertain:** Unknown exposure, materials, or treatment chemicals.
- **Ocean/Water Front Service:** Marine environments that include airborne chlorides, salt air, and some salt splash. Environments with de-icing salts are included.

Step 2 — Determine Your Corrosion Resistance Classification

Corrosion Resistance Classifications

Environment	Material to Be Fastened						
	Untreated Wood or Other Material	Preservative-Treated Wood					FRT Wood
		SBX-DOT Zinc Borate	Chemical Retention ≤ AWWA UC4A	Chemical Retention > AWWA UC4A	ACZA	Other or Uncertain	
Dry Service	Low	Low	Low	High	Medium	High	Medium ⁷
Wet Service	Medium	N/A	Medium	High	High	High	High
Elevated Service	High	N/A	Severe	Severe	High	Severe	N/A
Uncertain	High	High	High	Severe	High	Severe	Severe
Ocean/Water Front	Severe	N/A	Severe	Severe	Severe	Severe	N/A

micronized CA-B, 0.15 pcf; ACQ-Type D (or C), 0.40 pcf. When wood treated with micronized CA-C and micronized CA-B with treatment retentions up to UC4B is in dry service, hot-dip galvanized fasteners and connectors may be suitable.

- Mechanical galvanizations C3 and N2000 should not be used in conditions that would be more corrosive than AWWA UC3A (exterior, above ground, rapid water run off).
- Some chemically treated wood may have chemical retentions greater than specification, particularly near the surface, making it potentially more corrosive than chemically treated wood with lower retentions. If this condition is suspected, use Type 316/305/304 stainless-steel, silicon bronze, or copper fasteners.

Additional Considerations


- Always consider the importance of the connection as well as the cost of maintenance and replacement.
- If the information about treatment chemicals in an application is incomplete, or if there is any uncertainty as to the service environment of any application, Simpson Strong-Tie recommends the use of a Type 300 Series stainless steel. Simpson Strong-Tie has evaluated the corrosion effects of various formulations of wood treatment chemicals ACZA, ACQ, CCA, MCA, CA, and salt as corrosion accelerators. Simpson Strong-Tie has not evaluated all formulations and retentions of the named wood treatment chemicals other than to use coatings and materials in the severe category. Manufacturers may independently provide test results or other product information. Simpson Strong-Tie expresses no opinion regarding such information.
- Type 316/305/304 stainless-steel products are recommended where preservative-treated wood used in ground contact has a chemical retention level greater than those for AWWA UC4A; CA-C, 0.15 pcf (pounds per cubic foot); CA-B, 0.21 pcf; micronized CA-C, 0.14 pcf;
- Some woods, such as cedars, redwood, and oak, contain water-soluble tannins and are susceptible to staining when in contact with metal connectors and fasteners. Applying a quality finish to all surfaces of the wood prior to installation can help reduce staining.
- Anchors, fasteners and connectors in contact with FRT lumber shall be hot-dip galvanized or stainless steel, unless recommended otherwise by the FRT manufacturer. Many FRT manufacturers permit low-corrosion-resistant connector and fastener coatings for dry-service conditions.
- Simpson Strong-Tie does not recommend painting stainless-steel anchors, fasteners or connectors. Imperfections or damage to the paint can facilitate collection of dirt and water that can degrade or block the passive formation of the protective chromium oxide film. When this happens, crevice corrosion can initiate and eventually become visible as a brown stain or red rust. Painting usually does not improve the corrosion resistance of stainless steel.

Corrosion Resistance Classifications

Simpson Strong-Tie fasteners feature a wide range of materials and coatings designed to meet specific performance criteria. It is important to select a material and/or coating that is suitable for the intended application and environment based upon factors such as corrosion resistance and mechanical properties of the material. See pp. 16–18 for more information on selecting fasteners based upon corrosion resistance.

Simpson Strong-Tie Company Inc. welcomes the opportunity to provide assistance in fastener selection. Please call (800) 999-5099 in the event that technical support is needed.

Low Level of Corrosion Resistance



Blue-Bright Zinc

Electroplated zinc applied in accordance with ASTM F1941. In the ASTM B117 salt spray test, blue-bright zinc provides at least 36 hours of corrosion protection before the first appearance of red rust.

Clear Zinc

Electroplated clear zinc is applied in accordance with ASTM F1941. In the ASTM B117 salt spray test, clear zinc provides 24 hours of corrosion protection before the first appearance of red rust depending on coating thickness.

Electrocoating (E-Coat™)

Electrocoat utilizes electrical current to deposit the coating material onto the fastener. After application, the coating is oven cured. Electrocoat is intended for dry service, low-corrosion applications and is suitable for use with FRT in medium-corrosion, dry-service applications.

Gray Phosphate

Gray phosphate provides a minimum level of corrosion resistance and is intended for dry, low-corrosion applications.

Black Phosphate

Black phosphate provides a minimum level of corrosion resistance and is intended for dry, low-corrosion applications.

Yellow Zinc

Electroplated zinc applied in accordance with ASTM F1941. In the ASTM B117 salt spray test, yellow zinc provides at least 96 hours of corrosion protection before the first appearance of red rust.

Class 1 Zinc Electroplate

Electroplated zinc applied in accordance with ASTM A641, Class 1. This is an electroplated zinc coating that provides a low level of corrosion resistance. The Class 1 coating has no specified red rust performance criteria in the B117 salt spray test.

Type 410 Stainless Steel

Type 410 stainless steel is a low-carbon martensitic grade of stainless steel that can be hardened and is inherently magnetic. This material provides corrosion resistance in mild atmospheres and many mild chemical environments.

Coated Zinc

This coating system consists of an electroplated zinc base layer with an E-Coat top coat. It provides corrosion resistance that is adequate for low corrosion environments. In ASTM B117 salt spray testing at 500 hours of exposure, fasteners with this coating have an average red rust of less than 5%.

Medium Level of Corrosion Resistance



Quik Guard® Coating

Quik Guard coatings are proprietary coating systems that consist of an electroplated zinc base layer and organic top coats. The corrosion resistance is equivalent to hot-dip galvanization (ASTM A153, Class D) in some exposures and in most non-marine environments, and described by ICC-ES, AC257 Exposures 1 and 3.

Double-Barrier Coating

The Simpson Strong-Tie double-barrier coating is a proprietary coating that provides a level of corrosion resistance that is equivalent to hot-dip galvanization (ASTM A153, Class D) in most non-marine environments and as described by ICC-ES, AC257 Exposures 1 and 3.

Hot-Dip Galvanized, ASTM A153, Class D

The Class D hot-dip galvanization is a coating that meets the requirements of ASTM A153, Class D, which is a minimum average of 1.0 oz/ft² [305 g/m²] of zinc applied by a hot-dip process. Hot-dip galvanized fasteners are compliant with the 2018 and 2021 IBC and IRC.

Mechanically Galvanized, ASTM B695, Class 55

This is a mechanically applied zinc coating that meets the requirements of ASTM B695, Class 55, which is a minimum average thickness of 55 microns with a supplementary overcoat. Screws with a Class 55 coating meet the requirements for use in preservative-treated and fire-retardant-treated wood as stated in the 2018 and 2021 IRC.

N2000® Mechanically Galvanized

This is a mechanically applied proprietary zinc coating with a supplementary overcoat. In the ASTM B117 salt spray test at 1000 hours of exposure, fasteners with the N2000 coating exhibit average red rust less than 15%.

C-3 Mechanically Galvanized

A mechanically applied coating that is zinc with a minimum of 20% tin in accordance with Australian Standard AS3566.2. In the ASTM B117 salt spray test at 1,000 hours of exposure, fasteners with the C3 coating exhibit average red rust of less than 2%.

Corrosion Resistance Classifications

High Level of Corrosion Resistance



Types 304 and 305 Stainless Steel

Types 304 and 305 stainless steels are nickel-chromium austenitic grades of stainless steel. Types 304 and 305 stainless steels are not hardened by heat treatment and are inherently nonmagnetic.

They provide very good corrosion resistance and are suitable for use in many corrosive environments. Fasteners made from Types 304 and 305 stainless steels are compliant with the 2018 and 2021 IBC and IRC.

Severe Level of Corrosion Resistance



Type 316 Stainless Steel

Type 316 stainless steel is a nickel-chromium austenitic grade of stainless steel with 2-3% Molybdenum. Type 316 stainless steel is not hardened by heat treatment and is inherently nonmagnetic. It provides a level of corrosion protection suitable for severe environments, especially environments with chlorides. Type 316 stainless steel fasteners are compliant with the 2018 and 2021 IBC and IRC.

Hot-Dip Galvanized, ASTM A153, Class C

Class C hot-dip galvanization is a coating that meets the requirements of ASTM A153, Class C, which is a minimum average of 1.25 oz/ft² [381 g/m²] of zinc applied by a hot-dip process. Hot-dip galvanized fasteners are compliant with the 2018 and 2021 IBC and IRC.

Passivation of Stainless-Steel Fasteners

Stainless steels are designed to naturally self-passivate by forming a chromium oxide layer. Corrosion resistance of some stainless-steel fasteners is enhanced by a post-fabrication passivation process. The passivation process uses an acid bath to strip free iron from the surface and an oxidizer to force conversion of the surface chromium to the oxide form.

General Note About Salt Spray Testing

Salt spray testing in accordance with ASTM B117 is not intended to represent real-world corrosion performance of fastener coatings. It should only be used for comparative evaluation between like products. Many variables may affect the outcome of the salt spray test such as base material, fastener features, coating and the material where it is installed.

Fastener Overview — Nails

Nail Sizes

A common method used to represent nail sizes is the penny size, which is a length designation. The size is written with a number and the abbreviation “d” for “denarius” which is Latin for “penny.” While referring to penny size and type designations such as “box” or “common” is a typical method for calling out nails, it is more accurate and reduces potential confusion if the nail is called out by diameter and length.

Note: Box, common and sinker nails may have the same length designation, but they have different diameters. See the American Wood Council, NDS 2018, Appendix L for diameters and lengths for structural nails of each type.

Construction Nails

Nail Type	Dimensions (inches and mm) ^{2,3}														
	Feature	6d		7d		8d ¹		10d ¹		12d		16d ¹		20d	
	Pennyweight	in.	mm	in.	mm	in.	mm	in.	mm	in.	mm	in.	mm	in.	mm
Common	Length	2.000	51.0	2.250	57.0	2.500	63.0	3.000	76.0	3.250	82.0	3.500	89.0	4.000	101.0
	Diameter	0.113	2.8	0.113	2.8	0.131	3.3	0.148	3.7	0.148	3.7	0.162	4.1	0.192	4.8
	Head	0.266	6.6	0.266	6.7	0.281	7.1	0.312	7.9	0.312	7.9	0.344	8.7	0.406	10.3
Box	Length	2.000	51.0	2.250	57.0	2.500	63.0	3.000	76.0	3.250	82.0	3.500	89.0	4.000	101.0
	Diameter	0.099	2.5	0.990	25.1	0.113	2.8	0.128	3.2	0.128	3.2	0.135	3.4	0.148	3.7
	Head	0.266	6.7	0.266	6.7	0.297	7.5	0.312	7.9	0.312	7.9	0.344	8.7	0.375	9.5
Sinker	Length	1.875	47.0	2.125	53.0	2.375	60.0	2.875	73.0	3.125	79.0	3.250	82.0	3.750	95.0
	Diameter	0.092	2.3	0.099	2.5	0.113	2.8	0.120	3.0	0.135	3.4	0.148	3.7	0.177	4.4
	Head	0.234	5.9	0.250	6.3	0.266	6.7	0.281	7.1	0.312	7.9	0.344	8.7	0.375	9.5
Metal Hardware Nails ⁴	Length	—	—	—	—	1.500	38.0	1.500	38.0	2.500	63.0	2.500	63.0	—	—
	Diameter	—	—	—	—	0.131	3.3	0.148	3.7	0.148	3.7	0.162	4.1	—	—
	Head	—	—	—	—	0.285	7.2	0.285	7.2	0.285	7.2	0.285	7.2	—	—

See footnotes below.

Construction Nails (cont.)

Nail Type	Dimensions (inches and mm) ^{2,3}								
	Feature	30d		40d		50d		60d	
	Pennyweight	in.	mm	in.	mm	in.	mm	in.	mm
Common	Length	4.500	114.0	5.000	127.0	5.500	139.7	6.000	152.4
	Diameter	0.207	5.2	0.225	5.7	0.244	6.1	0.263	6.6
	Head	0.438	11.1	0.469	11.9	0.500	12.7	0.531	13.4
Box	Length	4.500	114.0	5.000	127.0	—	—	—	—
	Diameter	0.148	3.7	0.162	4.1	—	—	—	—
	Head	0.375	9.5	0.406	10.3	—	—	—	—
Sinker	Length	4.250	107.0	4.750	120.6	—	—	5.750	146.0
	Diameter	0.192	4.8	0.207	5.2	—	—	0.244	6.1
	Head	0.406	10.3	0.438	11.1	—	—	0.500	12.7
Metal Hardware Nails ⁶	Length	—	—	—	—	2.500	63.0	—	—
	Diameter	—	—	—	—	0.250	6.3	—	—
	Head	—	—	—	—	0.500	12.7	—	—

1. Collated Strong-Drive® SCN Smooth-Shank and SCNR Ring-Shank Connector nails have a 0.285"-diameter head for 8d, 10d and 16d sizes.

2. Dimensions for box, common and sinker nails per AWC/NDS, Table L4.

3. Diameter is shank diameter.

4. Dimensions per ASTM F1667.

5. Tolerances are specified in ASTM F1667.

6. Per Simpson Strong-Tie specifications.

Steel Wire Gauge/Diameter

Gauge	in.	mm
3	0.259	6.57
4	0.238	6.05
6	0.203	5.16
8	0.162	4.12
9	0.148	3.76
10	0.131	3.33
11	0.120	3.05
12	0.113	2.85
13	0.092	2.34
14	0.083	2.11
15	0.072	1.83
16	0.065	1.65
18	0.049	1.25
23	0.026	0.66

1. Table based on Birmingham or Stub's Iron Wire Gauge.

Fastener Overview — Nails

Nail Types

Box: Bright, coated, plain-shank nail or regular stock steel with flat round head and medium diamond point. Shank diameter is smaller than common nails of the same penny weight.

Brads: A common term used for nails less than 1¼" in length with a head slightly larger than the shank. These nails can be easily concealed by countersinking below the work surface.

Casing: A wire nail with a head that is only slightly larger head than a finish nail, often used for flooring.

Common: Bright plain-shank nail of regular stock steel with flat round head and medium diamond point. Shank diameter is larger than box nails of the same penny size.

Connector: A wire nail with a concentric, full, round head and diamond point. The shank can be either deformed with annular rings or smooth.

Finishing: A wire nail with a head that is only slightly larger than the shank and medium diamond point. These nails can be easily concealed by countersinking below the work surface.

Post-Frame Ring Shank: A wire nail with a concentric, full, round head and 2.25 to 3 inches of shank length that is deformed with annular rings. The annular rings have over-shank diameter of 0.005 to 0.010 inch and the pitch is 20 rpi.

Roofing: A nail used for attaching paper or shingles to roof battens or sheathing; usually with a large flat head.

Roof Sheathing Ring Shank: A wire nail with a concentric, full, round head and at least 1.5 inches of shank length deformed with annular rings. The annular rings have over-shank diameter of 0.005 to 0.012 inch and the pitch is 13 to 20 rpi.

Siding: A wire nail with a shank that is typically 0.099" or less in diameter and a smaller head than other nails of the same size to help conceal the fastener after installation.

Sinker: A 16d sinker is a 0.148" x 3¼" coated framing nail.

Nail Shank Types

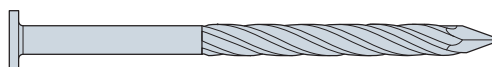
Smooth Shank: There are no deformations on the shank, making nails with a smooth shank the easiest to drive. Smooth shank nails offer the least pull-out resistance when compared with spiral and ring shanks.

Spiral Shank: A spiral "thread" on the shank causes the nail to spin during installation, creating a thread-like interlock with the wood, which increases withdrawal capacity. Spiral-shank nails are designed to drive easier into harder woods and dense materials while still providing increased withdrawal resistance.

Annular Ring Shank: Annular threads or "rings" are formed on the shank to increase withdrawal capacity. The "rings" create an interlock between the shank of the nail and the wood, providing superior holding power. Generally considered the nail type with the best withdrawal resistance.



Smooth Shank

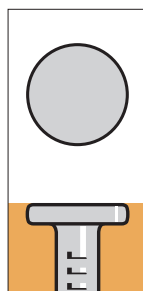


Screw Shank

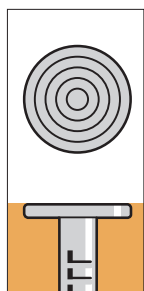


Annular Ring Shank

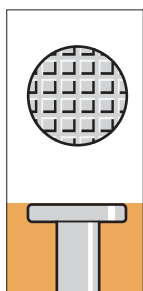
Nail Head Types



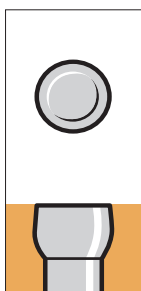
Flat Head



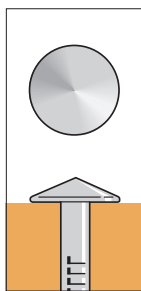
Flat Head with Concentric Ring Texture



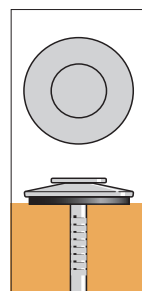
Flat Head with Checkered Texture



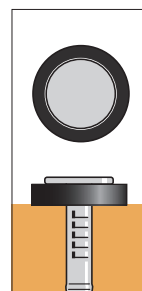
Finish Head



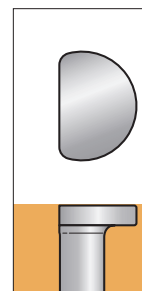
Pyramid Head



Flat Head with Bonded Washer



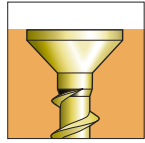
Flat Head with EPDM Washer




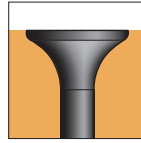
Clipped Head

Fastener Overview — Screw Features

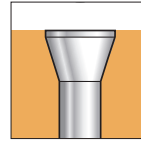
Head Styles



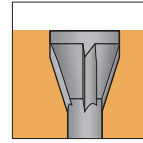
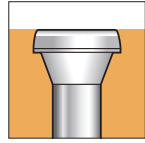
Flat Head

Flat Head
with NibsRibbed
Flat Head

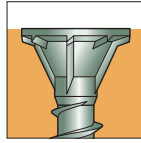
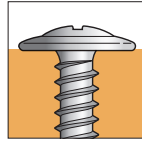
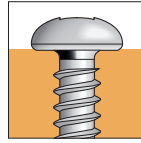
Bugle Head



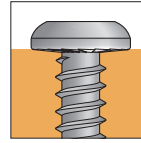
Trim Head

Trim Head
with Nibs

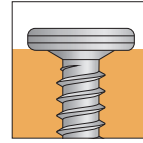
Cap Head

Ribbed
Wafer HeadModified
Truss Head

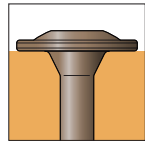
Pan Head



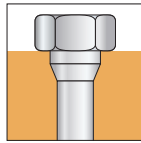
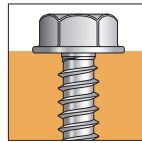
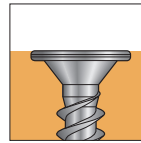
Flat-Pan Head



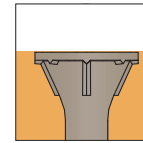
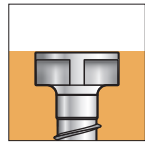
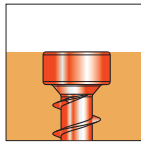
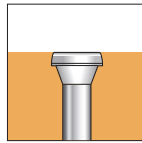
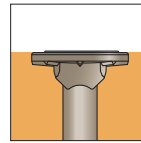
Pancake Head



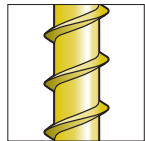

Wafer Head

Combo Head
(hex head with
6-lobe recess)Hex-Washer
HeadUltra-Low Profile
Pancake Head

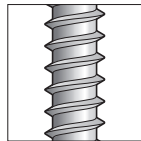
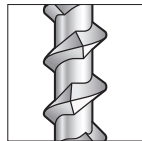
Washer Head

Rimmed Flat
Head with NibsBox-Shape
Cutter HeadCap-Style/
Cylinder HeadCompact
HeadWasher Head
with Box Nib

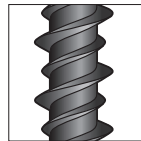
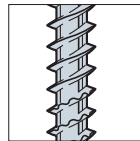
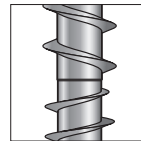
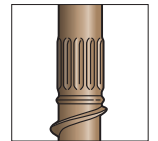
Thread Styles

Coarse
Threads

Twin Threads

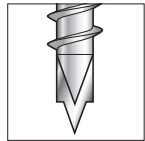
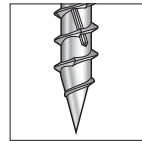
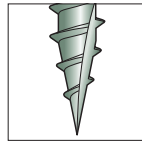
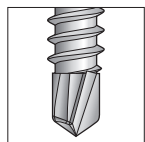
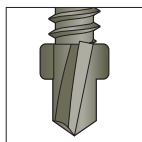
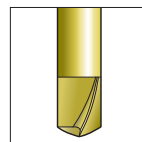
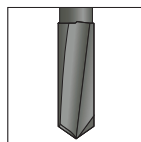
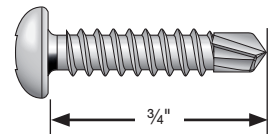
Metal Tapping
Threads

Box Threads

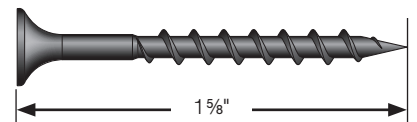
High-Low
ThreadsSerrated
ThreadsReverse
Threads

Knurls

Point Styles

Paddle Point
Application:
HardwoodSawTooth®
Application:
Wood to woodSharp Point with Nib
Application:
Wood, compositeSharp Point
Application:
Wood and thin metalType-17 Point
Application:
Wood, composite
and thin metalDrill Point
Application:
Metal
(see p. 26 for
more information)Drill Point
with Wings
Application:
Wood to metalPilot Point
Application:
Wood to metalHeavy-Duty
Pilot Point
Application:
Metal/wood/sheathing
to metal

Measure pan, pancake, truss,
washer, wafer head, combo
head and hex-head screws from
under head to point



Measure all other screws from
top of head to point

Color Guide for PVC/Composite Decking

For current information regarding color matching, visit strongtie.com/deckcolormatch.

Deck Board Series	Deck Board Color	Simpson Strong-Tie® Screw Color	Deck Board Series	Deck Board Color	Simpson Strong-Tie® Screw Color	Deck Board Series	Deck Board Color	Simpson Strong-Tie® Screw Color	
Deckorators®			Evergrain® Envision®			Fiberon® Composite (cont.)			
Classic Decking	Cedar	Tan	Envision (Distinction)	Grey Wood	Gray	Sanctuary	Chai	Gray	
	Gray	Gray 01		Rustic Walnut	Brown 01		Earl Grey	Gray 04	
	Redwood	Red 01		Shaded Auburn	Red 01		Espresso	Brown 01	
	Walnut	Tan 01		Spiced Teak	Tan 01		Jatoba	Tan 03	
Distressed Decking	Cherrywood	Red / Red 01	Envision (Evergrain)	Cape Cod Grey	Gray		Latte	Gray 01	
Dock and Deck Board	Brown	Brown 01		Cedar	Tan 03		Moringa	Red 01	
	Gray	Gray		Redwood	Red	Symmetry	Burnt Umber	Brown 01	
Frontier Decking	Prarie	Red 01	Envision (Expression)	Weathered Wood	Tan 01		Cinnabar	Red	
	Summit	Gray		Canyon Ridge	Red 01		Graphite	Gray 04	
	Woodland	Brown 01		Caribou Brown	Brown 01		Warm Sienna	Brown 05	
Heritage Decking	Ciderhouse	Brown 05		Harbor Grey	Gray	MoistureShield®			
	Riverhouse	Brown 01	Woodland Bark	Brown 01	Elevate	Alpine Gray	Gray		
	Smokehouse	Gray 04	Barnwood Plank	Brown 01		Canoe	Red 01		
Picture Frame Deck Board	Dark Slate	Gray 04	Tangled Twine	Tan 03		Lake Fog	Gray		
	Porch Flooring	Chicory	Red 01	Weathered Wicker		Brown 01	Riverbank	Brown 01	
Kettle		Gray	Black Walnut	Brown 01	Infuse	Harbor Gray	Gray 04		
Macadamia		Tan 02	Gunstock	Brown 01		Northern Hickory	Tan 03		
Trailhead Decking	Canyon	Brown 01	Vintage Oak	Red 01		Rosewood	Red 01		
	Pathway	Brown 01	Fiberon® Composite				Rustic Timber	Brown 01	
	Ridgeline	Gray 04	ArmorGuard	Brazilian Walnut		Brown 01	Southern Barnwood	Gray 04	
Tropics Decking	Hana Brown	Brown 01		Coastal Cedar	Tan 03	Meridian	Citadel	Gray	
	Tidal Gray	Gray 04		Nantucket Gray	Gray 04		Mariner	Red 01	
Vault Decking	Dusk	Gray		Sandcastle	Tan 03	Modernview	Amber	Tan 03	
	Hickory	Tan	Seaside Gray	Gray 04	Java		Tan 01		
	Mesquite	Brown 05	Beach House	Gray 04	Sand		Tan 02		
Vista Decking	Driftwood	Gray	Bungalow	Tan 01	Slate		Gray		
	Dunewood	Tan 01	Cabana	Gray 01	Tawny		Brown 05		
	Ironwood	Tan 01	Cabin Solid	Tan 01	Pro	Brazilian Chestnut	Red 01		
	Sandalwood	Tan	Cottage Solid	Gray		Graystone	Gray		
	Silverwood	Gray	Tuscan Villa	Tan 01		Ipe	Tan 01		
Voyage Decking	Costa	Tan	Horizon	Castle Gray	Gray 01	Refine	Aurora Mist	Gray	
	Khaya	Brown 01		Ipe	Tan 03		Golden Teak	Tan 01	
	Mesa	Brown 01		Rosewood	Red 01	Vantage Collection	Bridle	Brown 05	
	Sierra	Gray	Tudor Brown	Brown 01	Cape Cod Gray		Gray		
	Tundra	Gray	Brownstone	Brown 05	Desert Sand		Tan 02		
DuraLife™				Flagstone	Gray 01		Earthtone	Gray 01	
Hardwoods Collection	Brazilian Cherry	Red 01	Mineral	Gray 01	Rustic Cedar		Tan 03		
	Garapa Grey	Gray	Sandstone	Gray 01	Seasoned Mahogany		Red		
	Golden Teak	Tan 03	Promendae	Moonlit Cove	Gray		Tigerwood	Tan 01	
	Tropical Walnut	Tan 01		Natural Reef	Tan 03		Walnut	Red 01	
Landscapes Collection	Coastal Grey	Gray 01		Russet Dune	Red 01	Vision	Cathedral Stone	Gray 01	
	Mahogany	Red 01		Sandy Pier	Tan 01		Cold Brew	Brown 01	
	Pebble	Tan		Shaded Cay	Gray 01		Mochaccino	Tan	
	Slate	Gray 04		Weathered Cliff	Gray 04		Sandstone	Gray 01	
ProTect Advantage	Chestnut	Tan 01	ProTect Advantage	Gray Birch	Gray		Smokey Gray	Gray 04	
	Western Cedar	Tan 03		Western Cedar	Tan 03		Spanish Leather	Brown 01	

Color Guide for PVC/Composite Decking

For current information regarding color matching, visit strongtie.com/deckcolormatch.

Deck Board Series	Deck Board Color	Simpson Strong-Tie® Screw Color
TimberTech AZEK		
Arbor	Acacia	Brown 01
	Autumn Chestnut	Brown 05
	Brazilian Walnut	Brown 01
	Hazelwood	Gray 03
	Island Oak	Gray
	Morado	Tan 01
	Mountain Redwood	Red 01
	Silver Oak	Brown 05
Edge Prime	Beachwood Gray	Gray
	Dark Teak	Red 01
	Maritime Gray	Gray
	Tidal Sand	Tan
Harvest	Brownstone	Tan
	Kona	Brown 01
	Slate Gray	Gray 01
Landmark	American Walnut	Brown 01
	Castle Gate	Gray
Vintage	Coastline	Gray 01
	Cypress	Tan 03
	Dark Hickory	Gray 04
	English Walnut	Tan 03
	Mahogany	Tan 01
	Weathered Teak	Tan
TimberTech Edge		
Prime+	Coconut Husk	Brown 05
	Sea Salt Gray	Gray
TimberTech PRO		
DockSider	Cedar	Tan
	Gray	Gray / Gray 01
Pro Legacy	Ashwood	Gray 01
	Espresso	Gray
	Mocha	Red 01
	Pecan	Tan 01
	Sapele	Tan 01
	Tigerwood	Tan 01
Pro Terrain	Brown Oak	Tan 01
	Rustic Elm	Brown 01
	Sandy Birch	Tan 02
	Silver Maple	Gray
	Stone Ash	Gray
Pro Tropical	Amazon Mist	Gray 04
	Antiqua Gold	Tan 03
	Antique Palm	Tan 01
	Caribbean Redwood	Red 01
ReliaBoard	Cedar	Tan
	Gray	Gray / Gray 01

Deck Board Series	Deck Board Color	Simpson Strong-Tie® Screw Color
TimberTech PRO (cont.)		
Reserve	Antique Leather	Brown 05
	Driftwood	Gray 01
	Dark Roast	Brown 01
	Storm Gray	Gray 01
Trex®		
Classic Earth Tones	Firepit	Red 01
	Gravel Path	Gray 01
	Rope Swing	Tan 02
	Tree House	Tan 01
	Vintage Lantern	Brown 01
Enhance Basics	Beach Dune	Brown 05
	Clam Shell	Gray
	Saddle	Tan 01
Enhance Naturals	Coastal Bluff	Brown 01
	Foggy Wharf	Gray
	Rocky Harbor	Tan 02
	Sunset Cove	Red 01
Select	Toasted Sand	Tan 01
	Madeira	Red
	Pebble Gray	Gray
	Saddle	Tan 03
	Winchester Grey	Gray 04
Trex Transcend	Woodland Brown	Brown 01
	Havana Gold	Tan 01
	Island Mist	Gray
	Lava Rock	Red 01
	Spiced Rum	Tan 01
	Tiki Torch	Tan 03

Brown 01
Brown 05
Gray
Gray 01
Gray 03
Gray 04
Red
Red 01
Tan
Tan 01
Tan 02
Tan 03
Tan 04
White 01

How Self-Drilling Screws Work

Application

As their name implies, self-drilling screws operate on the same principles as drill bits and other cutting tools. For any cutting tool, performance is governed by cutting speed, feed rate, depth of cut and the work material itself. Therefore, installation performance of self-drilling screws can be linked to the basic cutting tool parameters. Suggested optimal parameter values are listed by nominal screw size in the table below.

Point Geometry is the designed shape of the screw's drill point.

RPM is the speed at which the driver motor runs while the screw is installed. This is often adjustable using a variable pull trigger or different driver motor.

Applied Force is a measure of the user applied force as the screw is installed. More force is not necessarily better.

Work Material Hardness can be viewed as a material's resistance to drilling or cutting. In most instances, the harder the work material, the more difficult it is to cut.

Max. Grip Length is the measurement from the bearing surface of the head (for pan head screws it is from the underside of the head, for flat head screws it is from the top of the head) to all but three threads that would protrude through the steel.

Optimal Cutting Conditions by Screw Size

Screw Size	Major Diameter (in.)	RPM*	Applied Force* (lb.)	Work Material Hardness*
#6	0.138	2,200	80	20 Rockwell "C"-scale
#8	0.164	1,900	93	
#10	0.190	1,600	104	
#12	0.216	1,400	116	
#14	0.250	1,200	131	
#16	0.313	1,000	157	

*Suggested combined maximum values. Individual values may be increased if other, associated variables are decreased proportionally. Stated speeds may require a variable-speed screwdriver motor and a partial trigger-pull.

Special Considerations

Drill-Point Material is generally plain carbon steel which is less stable at high temperatures than equivalent high-speed steel (HSS) drill-bits. To reduce wear on the drill point, fasten using a drill motor rather than an impact driver or hammer drill.

High Temperature Stability affects how quickly the drill point fails due to the heat generated by the drilling operation. Refer to the troubleshooting guide at the end of this section for some visual examples.

Drilling Temperature is directly proportional to motor RPM, applied force, and work material hardness. As each value increases, so does the heat generated by the drilling operation.

Reducing Applied Force can increase durability and allow the drill point to penetrate thicker materials (i.e., remove more material before failing due to heat buildup).

Reducing Motor RPM can improve performance in harder materials by allowing the user to push harder during the drilling process and extending the life of the drill point.

Design Features

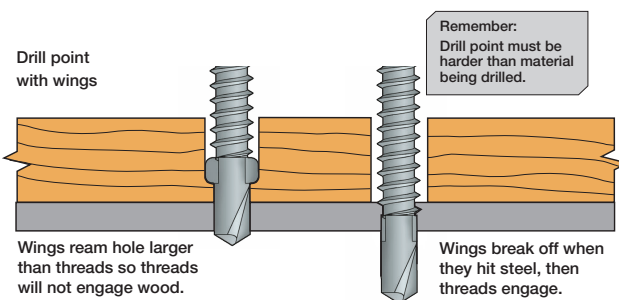
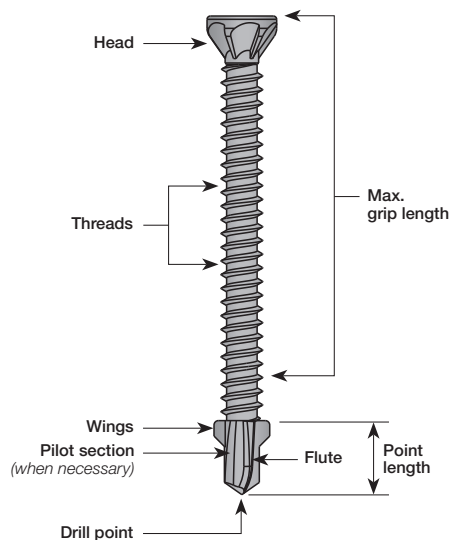
When selecting a self-drilling screw, consider the material thicknesses and types of materials to be joined. Following are some key design features to look for when selecting suitable fasteners.

Drill Flutes allow drilled material to exit the hole. Completely embedded flutes can no longer remove these chips, which contain approximately 80% of the heat created by the drilling process. A buildup of this material can cause the point to over-heat and fail.

Point Length determines the material thickness which the screw can reliably penetrate. The unthreaded portion of the point, (pilot section) must be able to completely drill through the material before the threads engage. If the threads engage before drilling is complete, the fastener can bind and break.

Point Wings are used on some screws that fasten thicker materials, such as wood, to metal. The wings enlarge the hole in the fastened material, allowing the threads to pass through without contacting the fastened material. This added clearance prevents separation of the fastened material from the base metal (known as "jacking"). The wings will break away on contact with the metal before the threads engage in the metal.

Basic Self-Drilling Screw Anatomy



How Self-Drilling Screws Work

Work Material Thickness by Screw

Screw Point Type	Screw Size	Suitable Material Thickness ¹ (in.)
#2	#6	0.035 – 0.100
	#8	0.035 – 0.100
	#10	0.035 – 0.100
#3, #5	#8	0.100 – 0.140
	#10	0.110 – 0.175
	#12	0.110 – 0.210
#3	#14	0.110 – 0.220
#4	#12	0.175 – 0.250
	#14	0.175 – 0.250
#5	#14	0.250 – 0.500

1. Total thickness of all steel, including any spacing between layers.






Cold-Formed Steel Thicknesses for Framing Applications

Gauge ¹	Mil ²	Design Thickness		Minimum Thickness	
		in.	mm	in.	mm
25	18	0.0188	0.48	0.0179	0.45
22	27	0.0283	0.72	0.0269	0.68
20 (Drywall)	30	0.0312	0.79	0.0296	0.75
20 (Structural)	33	0.0346	0.88	0.0329	0.83
18	43	0.0451	1.15	0.0428	1.09
16	54	0.0566	1.44	0.0538	1.37
14	68	0.0713	1.81	0.0677	1.72
12	97	0.1017	2.58	0.0966	2.45

1. For reference only.

2. One "mil" is 1/1,000 (0.001) of an inch. Mil thickness measures the uncoated base material.

Self-Drilling Screw Troubleshooting Guide

Failure Mode	Likely Cause(s)	Suggested Action
Split at point (web) 	Excessive force (feed) applied while drilling	Reduce application force
Outer corners worn or melted 	Drill RPM (cutting speed) too high	Use slower motor or partial trigger pull
Cutting edges chipping or breaking 	Excessive force (feed) applied while drilling	Reduce application force
Point melted or diameter significantly reduced 	<ul style="list-style-type: none"> Work material too hard Insufficient chip clearance Excessive force (feed) applied while drilling 	<ul style="list-style-type: none"> Confirm work material specs Choose screw with longer pilot section Reduce application force
Screw spins without drilling a hole 	<ul style="list-style-type: none"> Drill motor set on reverse Work material too hard Drill point blunted by handling 	<ul style="list-style-type: none"> Check motor direction Confirm work material specs Inspect unused drill points for possible damage (from handling)



Finish Trim Screw

**Precision-engineered
for any application.**



Fastener Application Guide

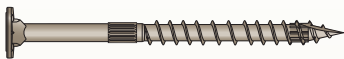
Decks, Docks and Boardwalks	30
Subfloor and Sheathing Applications	32
Underlayment and Backerboard Applications	33
Siding on Wood and Steel	34
Roofing	36
Wood Framing	38
Mass Timber/Cross-Laminated Timber (CLT)	40
Fasteners for Simpson Strong-Tie® Connectors	41
Finishing, Millwork and Trim	42
Fencing	44
Fastening to Metal	46
Heavy Timber Constructions	48
Steel Decking	49
Truss-Ply / EWP-Ply Fastening Applications (Interior)	49
Drywall and Exterior Gypsum Sheathing Applications	50
Crating	51
Boat Building / Marine Trade	52

Decks, Docks and Boardwalks



Screws, Nails and Specialty

Strong-Drive®
SDWS **FRAMING** Screw



Washer head with box nibs, Quik Guard® coating, p. 58

Strong-Drive
SDWS **TIMBER** Screw (Exterior Grade)



Washer head with nibs, double-barrier coating, p. 59

Strong-Drive
SDWS **TIMBER SS** Screw



Flat washer head with nibs, Type 316 stainless steel, p. 60

Strong-Drive
SDWH **TIMBER-HEX** Screw



Hex-washer head with nibs, double-barrier coating, p. 61

Strong-Drive
SDWH **TIMBER-HEX SS** Screw



Hex head, Type 316 stainless steel, p. 62

Strong-Drive
SDWH **TIMBER-HEX HDG** Screw



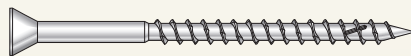
Hex-washer head with nibs, Class C hot-dip galvanized coating, p. 63

Deck-Drive™
DSV **WOOD** Screw



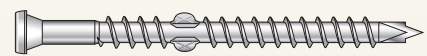
Rimmed flat head with nibs, Quik Guard coating, p. 76; collated*, p. 218

Deck-Drive
DWP **WOOD SS** Screw



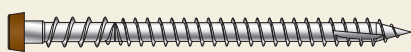
Flat with nibs and trim heads, Types 316 and 305 stainless steel, pp. 72–73, 74; painted head, Types 316 and 305 stainless steel, pp. 73, 75; collated*, p. 219

Deck-Drive
DHPD **HARDWOOD** Screw



Cap head, Type 305 stainless steel, p. 77; collated*, p. 220

Deck-Drive
DCU **COMPOSITE** Screw



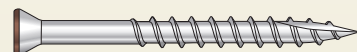
Cap head, Types 316 and 305 stainless steel, Quik Guard coating, pp. 90–91; collated*, pp. 226–227. Available in different colors to match and blend with most major decking manufacturers, see pp. 24–25

Deck-Drive
DCSD **COMPOSITE-TO-STEEL** Screw



Cap head, Quik Guard coating, p. 228. Available in different colors to match and blend with most major decking manufacturers, see pp. 24–25

Trim-Head Screw



Trim head, Types 316 and 305 stainless steel, p. 80; painted head, Types 316 and 305 stainless steel, pp. 81–82; collated*, p. 222, sharp point, p. 221

Decks, Docks and Boardwalks

Screws, Nails and Specialty (cont.)

Bugle-Head Wood Screw



Bugle head, Types 316 and 305 stainless steel, pp. 78–79; collated*, p. 222

Decking and General Wood Construction Nail



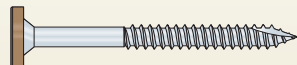
Types 316 and 304 stainless steel, pp. 135–136

EB-TY® Premium



Includes EB-GUIDE and trim-head screws, pp. 88–89

Fascia-Fastening Solution™



Counterbore bit sold separately, p. 94

Deck-Drive™ DCU Screw Plug Solution for Trex and Azek



Auto-Set Driver™ bit sold separately, pp. 92–93

Collated Nails

20°–22° Plastic Strip, Full Round Head, Ring-Shank Nail



Types 316 and 304 stainless steel and silicon bronze, pp. 160–161

20°–22° Plastic Strip, Full Round Head, Screw-Shank Nail



Types 316 and 304 stainless steel, pp. 162–163

20°–22° Plastic Strip, Casing Head, Ring-Shank Nail



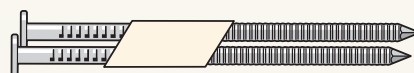
Type 304 stainless steel, p. 159

31°–34° Plastic Strip, Full Round Head, Ring-Shank Nail



Types 316 and 304 stainless steel and silicon bronze, p. 164

31°–34° Paper Tape, Clipped Head, Ring-Shank Nail



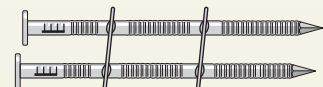
Types 316 and 304 stainless steel, p. 166

28° Wire Weld, Clipped Head, Ring-Shank Nail



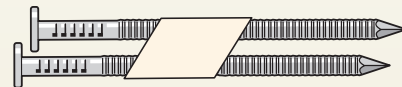
Type 304 stainless steel, p. 165

15° Wire Coil, Full Round Head, Ring-Shank Nail



Types 316 and 304 stainless steel, p. 154

Strong-Drive® 33° SCNR RING-SHANK CONNECTOR Nail



Type 316 stainless steel, p. 149

Strong-Drive 33° SCN SMOOTH-SHANK CONNECTOR Nail



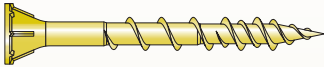
Class D hot-dip galvanized coating, bright, p. 148

Subfloor and Sheathing Applications



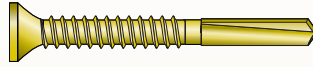
Screws

Strong-Drive®
WSV **SUBFLOOR** Screw



Wood-to-wood applications, yellow zinc coating, collated*, p. 229

Strong-Drive
PPHD **SHEATHING-TO-CFS** Screw



Wood-to-steel applications, drill point, Quik Guard® or yellow zinc coating, p. 118; collated*, p. 239

Strong-Drive
TF **WOOD-TO-STEEL** Screw



Wood-to-steel applications, black phosphate, p. 116; collated*, p. 236

Strong-Drive
TB **WOOD-TO-STEEL** Screw



#4 drill point, black phosphate, mechanically galvanized coating, p. 115; collated*, p. 235

WSHL
Subfloor Screw




Wood-to-wood applications, gray phosphate coating, high-low threads, collated*, p. 231

WSC
Wood Screw



Wood-to-wood applications, yellow zinc coating, coarse thread, collated*, p. 234

CBSDQ
Sheathing-to-CFS Screw



Sheathing to cold-formed steel, Quik Guard coating, collated*, p. 244

SSPCSD Screw
Sheathing-to-Metal Screw



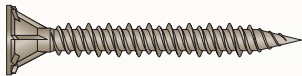
Sheathing to cold-formed steel, aluminum, light-gauge metal, collated*, p. 238

Underlayment and Backerboard Applications



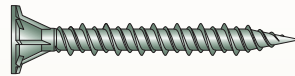
Screws

Cement Board Screw



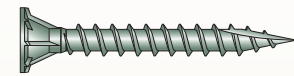
Cement board, multilayer coating, p. 108

CB3BLGHL Cement Board Screw



Cement board, C-3 mechanically galvanized coating, collated*, p. 223

CB3BLG Fiber-Cement Board Screw



Cement board, C-3 mechanically galvanized coating, collated*, p. 223

DWF Drywall-to-CFS Screw



Gypsum panel to steel, gray phosphate coating, collated*, p. 244

DWFSD Drywall-to-CFS Screw



Gypsum panel to steel, yellow zinc coating, collated*, p. 245

DWC Drywall Screw



Gypsum panel to wood, gray phosphate, yellow zinc or N2000 galvanized coating; collated*, p. 231

Strong-Drive WSV **SUBFLOOR** Screw



Wood-to-wood applications, yellow zinc coating, collated*, p. 229

MTH Underlayment Screw



Wood underlayment, gray phosphate, yellow zinc coating, collated*, p. 232

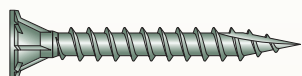
Siding on Wood and Steel



Screws

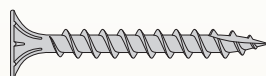
Siding on Wood

CB3BLG Fiber-Cement Board Screw



C-3 galvanized coating, collated*, p. 223

Fiber-Cement Screw



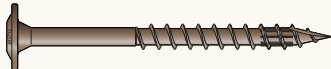
Type 316 stainless steel, p. 108

Wire-Lath Modified Truss-Head Screw



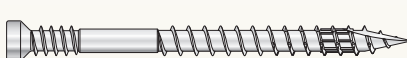
Type 305 stainless steel, p. 109

Wafer-Head Construction Screw



Domed wafer head, Quik Guard® coating, p. 83

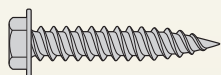
Finish Trim Screw



Type 316 stainless steel or Quik Guard coating, p. 84

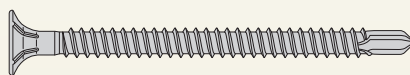
Siding on Steel

Metal-Panel Screw



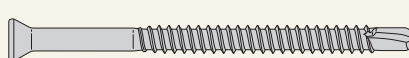
Washer head, Type 316 stainless steel, p. 119

Self-Drilling Fiber-Cement Screw




Type 410 stainless steel, p. 124

Self-Drilling Siding Screw



Type 410 stainless steel, p. 126

CBSDQ Sheathing-to-CFS Screw



#2 drill point, Quik Guard coating, collated*, p. 244

Self-Drilling Wire-Lath Modified Truss-Head Screw



Type 410 stainless steel, p. 128

Siding on Wood and Steel

Nails

Siding, Trim, Shake and Shingle Nail



Types 316 and 304 stainless steel, p. 138

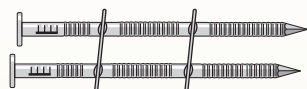
Painted Siding Nail



Types 316 and 304 stainless steel, p. 142

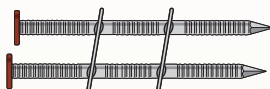
Collated Nails and Staples

15° Wire Coil, Full Round Head, Ring-Shank Nail




Types 316 and 304 stainless steel, p. 153

15° Wire Coil, Painted, Full Round Head, Ring-Shank Nail




Type 304 stainless steel, p. 154

0° and 15° Inserted Plastic Coil, Full Round Checkered Head, Ring-Shank Nail




Types 316 and 304 stainless steel, aluminum, pp. 150–152

7/16" Crown, 16 Gauge Staple



Types 316 and 304 stainless steel, p. 177

1/2" Crown, 16 Gauge Staple



Types 316 and 304 stainless steel, p. 175

Roofing



Screws and Nails

Shake, Shingle, Siding

Siding, Trim, Shake and Shingle Nail



Types 316 and 304 stainless steel,
pp. 138, 143

Tile, Slate

Roofing Nail — Annular Ring Shank



Types 316 and 304 stainless steel,
copper and aluminum, p. 144

WSCT Roofing Tile Screw



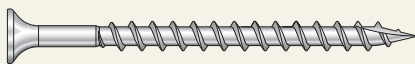
Meets ASTM A641 Class 1 standard,
heavy-zinc electroplate coating,
collated*, p. 225

WSTD Roofing Tile Screw



Corrosion-resistant exterior coating,
Miami-Dade compliant, p. 225

SSWSCB
Roofing Tile Screw



Type-17 point, Type 305 stainless steel,
collated*, p. 224

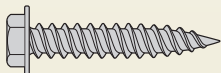
Bugle-Head
Wood Screw



Type 304 stainless steel, pp. 78–79


Metal

Metal-Panel Screw



Washer head, Type 316 stainless steel,
p. 119

Metal-Panel Screw with EPDM Washer



Type 316 stainless steel, p. 119

Specialty Nail



Type 304 stainless steel, p. 141

Roofing

Screws and Nails (cont.)

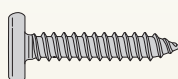
Metal (cont.)

Specialty Nail — Annular Ring-Shank



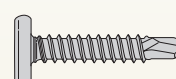
Types 316 and 304 stainless steel, p. 141

Pancake-Head Screw

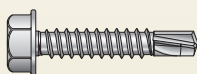


Type 410 stainless steel, p. 109

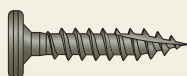
Self-Drilling Pancake-Head Screw



Type 410 stainless steel, p. 122

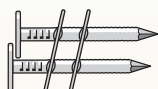
Strong-Drive®
Self-Drilling X Metal Screw $\frac{5}{16}$ " hex head, Quik Guard® and clear zinc coating, pp. 113, 242

PC Screw

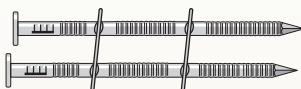


Type-17 point, clear zinc or Quik Guard coating and Type 410 stainless steel, collated*, p. 233


Collated Nails and Staples

15° Wire Coil, Full Round Head,
Smooth-Shank Roofing Nail

Types 316 and 304 stainless steel, p. 156

15° Wire Coil, Full Round Head,
Ring-Shank Roofing Nail

Types 316 and 304 stainless steel, p. 155

 $\frac{7}{16}$ " Crown, 16-Gauge Staple

Types 316 and 304 stainless steel, p. 177

 $\frac{1}{2}$ " Crown, 16-Gauge Staple

Type 316 stainless steel, p. 175

Wood Framing



Screws

Interior

Strong-Drive®
SDWS **TIMBER** Screw (Interior Grade)



Washer head with nibs, E-coat® coating,
p. 102

Strong-Drive
SDW **TRUSS-PLY** Screw



Washer head with nibs, E-coat coating,
p. 101

Strong-Drive
SDW **EWP-PLY** Screw



Washer head with nibs, E-coat coating,
p. 100

Strong-Drive
SDWV **SOLE-TO-RIM** Screw



Rimmed flat head, E-coat coating, p. 107

Strong-Drive
SDWF **FLOOR-TO-FLOOR** Screw



Black E-coat coating, p. 106

Strong-Drive
SD **CONNECTOR** Screw



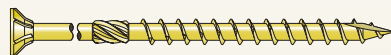
Mechanically galvanized coating, p. 69

Strong-Drive
SDWC **TRUSS** Screw



Clear zinc coating (with orange topcoat),
p. 103

Strong-Drive
SDCP **TIMBER-CP** Screw



Flat head with nibs, yellow zinc coating,
p. 98

CSV
Construction Screw



Rimmed flat head with nibs, yellow zinc
coating, p. 95

Exterior

Strong-Drive
SDWS **FRAMING** Screw



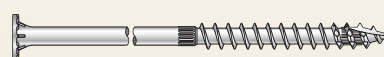
Washer head with box nibs, Quik Guard®
coating, p. 58

Strong-Drive
SDWS **TIMBER** Screw (Exterior Grade)



Washer head with nibs, double-barrier
coating, p. 59

Strong-Drive
SDWS **TIMBER SS** Screw



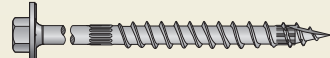
Flat washer head with nibs, Type 316
stainless steel, p. 60

Strong-Drive
SDWH **TIMBER-HEX** Screw



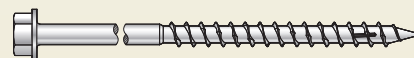
Hex-washer head with nibs, double-barrier
coating, p. 61

Strong-Drive
SDWH **TIMBER-HEX HDG** Screw



Hex-washer head with nibs, Class C
hot-dip galvanized coating, p. 63

Strong-Drive
SDWH **TIMBER-HEX SS** Screw



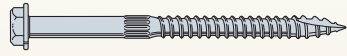
Type 316 stainless steel, p. 62

Wood Framing

Screws (cont.)

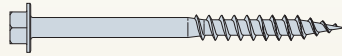
Exterior (cont.)

Strong-Drive®
SDS **HEAVY-DUTY CONNECTOR** Screw



Type 316 stainless steel and double-barrier coating, p. 68

Strong-Drive
SD **CONNECTOR** Screw



Mechanically galvanized, p. 69

Strong-Drive
SD **CONNECTOR SS** Screw



Type 316 stainless steel, p. 70

Deck-Drive™ DSV **WOOD** Screw



Rimmed flat head with nibs, Quik Guard® coating, p. 76; collated*, p. 218

Wafer-Head Construction Screw



Domed wafer head, Quik Guard coating, p. 83


Nails

General Wood — Ring Shank



Types 316 and 304 stainless steel, p. 135

General Wood — Smooth Shank



Types 316 stainless steel, hot-dip galvanized coating, p. 137

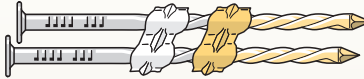
Collated Nails

20°–22° Plastic Strip,
Full Round Head, Ring-Shank Nail



Types 316 and 304 stainless steel, pp. 160–161

20°–22° Plastic Strip,
Full Round Head, Screw-Shank Nail



Types 316 and 304 stainless steel, pp. 162–163

20°–22° Plastic Strip,
Casing Head, Ring-Shank Nail



Type 304 stainless steel, p. 159

28° Wire Weld,
Clipped Head, Ring-Shank Nail



Type 304 stainless steel, p. 165

31°–34° Plastic Strip,
Full Round Head, Ring-Shank Nail



Types 316 and 304 stainless steel, p. 164

31°–34° Paper Tape,
Clipped Head, Ring-Shank Nail



Types 316 and 304 stainless steel, p. 166

Strong-Drive® 33° SCNR
RING-SHANK CONNECTOR Nail



Type 316 stainless steel, p. 149

Strong-Drive 33° SCN
SMOOTH-SHANK CONNECTOR Nail



Class D hot-dip galvanized coating, bright, p. 148

15° Wire Coil, Full Round Head,
Ring-Shank Nail



Types 316 and 304 stainless steel, p. 153

Mass Timber / Cross-Laminated Timber (CLT)



Screws

Interior

Strong-Drive®
SDWS **TIMBER** Screw (Interior Grade)



Washer head with nibs, E-coat® coating, p. 102

Strong-Drive
SDWV **SOLE-TO-RIM** Screw



Rimmed flat head, E-coat coating, p. 107

Strong-Drive
SDW **EWP-PLY** and **TRUSS-PLY** Screws



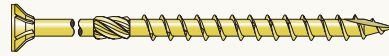
Black E-coat coating, washer head with nibs, pp. 100–101

Strong-Drive
SDCF **TIMBER-CF** Screw



Countersunk flat head, fully threaded, yellow zinc coating, p. 96

Strong-Drive
SDCP **TIMBER-CP** Screw



Countersunk flat head, partially threaded, yellow zinc coating, p. 98

Strong-Drive
WSV **SUBFLOOR** Screw



Yellow zinc coating, p. 229

Strong-Drive
SDCFC **TIMBER-CFC** Screw



Countersunk cylinder head, fully threaded, yellow zinc coating, p. 97

Strong-Drive
SDWC **TRUSS** Screw



Clear zinc coating (with orange topcoat), p. 103

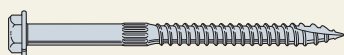
Strong-Drive
SDHR **COMBO-HEAD** Screw



Blue-bright zinc coating, p. 99

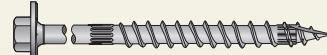
Exterior

Strong-Drive
SDS **HEAVY-DUTY CONNECTOR** Screw



Type 316 stainless steel and double-barrier coating, p. 68

Strong-Drive
SDWH **TIMBER-HEX HDG** Screw



Class C hot-dip galvanized coating, p. 63

Strong-Drive
SDWH **TIMBER-HEX** Screw



Washer head, double-barrier coating, p. 61

Strong-Drive
SDWS **TIMBER** Screw (Exterior Grade)



Washer head with nibs, double-barrier coating, p. 59

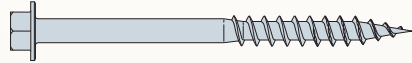
NOTE: For more information on Simpson Strong-Tie mass timber solutions, see the *Connectors and Fasteners for Mass Timber Construction* catalog at strongtie.com.

Fasteners for Simpson Strong-Tie® Connectors



Screws and Nails

Strong-Drive®
SD **CONNECTOR** Screw



Mechanically galvanized, p. 69

Strong-Drive
SD **CONNECTOR SS** Screw



Type 316 stainless steel, p. 70

Strong-Drive
SDS **HEAVY-DUTY CONNECTOR** Screw



Double-barrier coating, Type 316 stainless steel, p. 68

Outdoor Accents® Structural Wood Screw



Black double-barrier coating, p. 65

Outdoor Accents Connector Screw



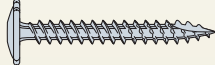
Black double-barrier coating, p. 67

Outdoor Accents Hex-Head Washer




Quik Guard® coating, p. 66

Wafer-Head Screw



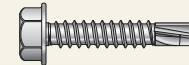
Clear zinc coating, p. 107

Self-Drilling E Metal Screw



Cold-formed steel framing, p. 114

Strong-Drive Self-Drilling X Metal Screw



5/16" hex head, Quik Guard and clear zinc coating, collated*, p. 113

Strong-Drive XE **EXTERIOR STRUCTURAL METAL** Screw



5/16" hex head, Quik Guard coating, p. 114

Strong-Drive SCNR **RING-SHANK CONNECTOR** Nail



Type 316 stainless steel, p. 133

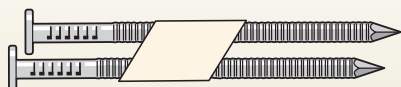
Strong-Drive SCN **SMOOTH-SHANK CONNECTOR** Nail



Hot-dip galvanized coating, bright, p. 132

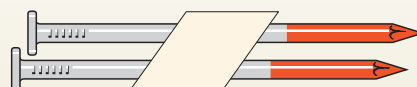
Collated Nails

Strong-Drive
33° SCNR **RING-SHANK CONNECTOR** Nail



Type 316 stainless steel, p. 149


Strong-Drive
33° SCN **SMOOTH-SHANK CONNECTOR** Nail



Class D hot-dip galvanized coating, bright, p. 148

*Collated for the Quik Drive® system

Finishing, Millwork and Trim

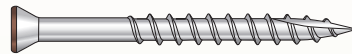


Screws and Nails

Deck-Drive™ DWP **WOOD SS** Screw

Trim head, Types 305 and 316 stainless steel, pp. 74–75

Trim-Head Screw



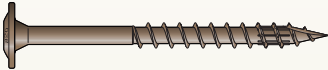
Types 316 and 305 stainless steel, p. 80; painted head, Types 316 and 305 stainless steel, pp. 81–82

Finish Trim Screw



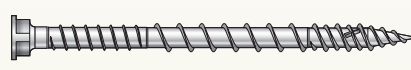
Type 316 stainless steel, Quik Guard® coating, p. 84

Wafer Head Construction Screw



Domed wafer head, Quik Guard coating, p. 83

PVC Trim-Board Screw




White exterior-grade coating, p. 85

Siding, Trim, Shake and Shingle Nail



Type 316 stainless steel, p. 142

Finishing Nail



Types 316 and 304 stainless steel, p. 140

Deck-Drive DCU Screw Plug Solution

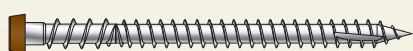


Auto-Set Driver™ bit sold separately, pp. 92–93

Fascia-Fastening Solution™



Counterbore bit sold separately, p. 94


Deck-Drive DCU **COMPOSITE** Screw

Cap head, Types 316 and 305 stainless steel, Quik Guard coating, pp. 90–91; collated*, pp. 226–227. Available in different colors to match and blend with most major decking manufacturers, see pp. 24–25

Finishing, Millwork and Trim

Collated Nails

20° Adhesive Collation
T-Style Head Angle Finishing Nail



16 gauge, Types 316 and 304
stainless steel, p. 167

25° Adhesive Collation
FN-Style Head Angle Finishing Nail



15 gauge, Types 316 and 304
stainless steel, p. 168

16-Gauge Straight Adhesive
Collation T-Style Head Finishing Nail



Types 316 and 304 stainless steel, p. 170

18-Gauge Straight Adhesive
Collation T-Style Head Brads



Types 316 and 304 stainless steel, p. 171

Adhesive Collation Straight
Headless Micro Pins




23 gauge, Type 304 stainless steel, p. 172

15° Inserted Plastic Coil, White
Full Round Head, Ring-Shank Nail



Types 316 and 304 stainless steel, p. 152

DA-Style Angle, 15-Gauge Finishing Nail



Type 304 stainless steel, p. 169

Collated Staples

¼" Crown, 18-Gauge Staple



Types 316 and 304 stainless steel, p. 176

Fencing



Screws and Nails

Strong-Drive®
SDWS **FRAMING** Screw



Washer head with box nibs, Quik Guard® coating, p. 58

Strong-Drive
SDWS **TIMBER** Screw (Exterior Grade)



Washer head with nibs, double-barrier coating, p. 59

Strong-Drive
SDWH **TIMBER-HEX** Screw



Hex-washer head with nibs, double-barrier coating, p. 61

Strong-Drive
SDWS **TIMBER SS** Screw



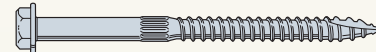
Rimmed flat head with nibs, Type 316 stainless steel, p. 60

Strong-Drive
SDWH **TIMBER-HEX SS** Screw



Hex head, Type 316 stainless steel, p. 62

Strong-Drive
SDS **HEAVY-DUTY CONNECTOR** Screw



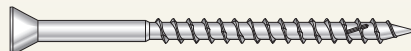
Hex head, double-barrier coating, Type 316 stainless steel, p. 68

Deck-Drive™ DSV **WOOD** Screw



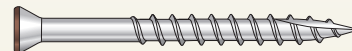
Rimmed flat head with nibs, Quik Guard coating, p. 76; collated*, p. 218

Deck-Drive DWP **WOOD SS** Screw



Flat and trim heads, Types 316 and 305 stainless steel, pp. 72–73, 74; painted head, Types 316 and 305 stainless steel, pp. 73, 74; collated*, p. 219

Trim-Head Screw



Trim head, Types 316 and 305 stainless steel, p. 80; painted head, Types 316 and 305 stainless steel, pp. 81–82; collated*, pp. 221–222

Bugle-Head Wood Screw



Bugle head, Types 316 and 305 stainless steel, pp. 78–79; collated*, p. 222

WSC Wood Screw



Flat head, N2000® coating, collated*, p. 234

Wafer-Head Construction Screw



Domed wafer head, Quik Guard coating, p. 83

Fencing

Collated Nails

20°–22° Plastic Strip, Full Round Head,
Ring-Shank Nail



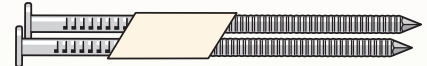
Types 316 and 304 stainless steel,
pp. 160–161

28° Wire Weld, Clipped Head,
Ring-Shank Nail



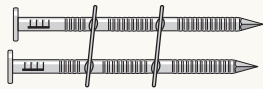
Type 304 stainless steel, p. 165

31°–34° Paper Tape, Clipped Head,
Ring-Shank Nail



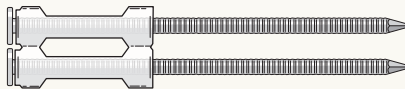
Types 316 and 304 stainless steel, p. 166

15° Wire Coil, Full Round Head,
Ring-Shank Nail



Types 316 and 304 stainless steel,
pp. 157–158

0° and 15° Inserted Plastic Coil, Full Round
Checkered Head, Ring-Shank Nail




Types 316 and 304 stainless steel,
pp. 150–151

Fastening to Metal




Screws

Strong-Drive®
XL **LARGE-HEAD METAL** Screw



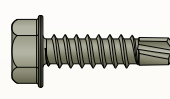
5/16" hex head, Quik Guard® coating, p. 111;
collated*, p. 240

Strong-Drive
XM **MEDIUM-HEAD METAL** Screw



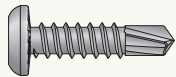
5/16" hex head, Quik Guard coating, p. 112;
collated*, p. 241

Strong-Drive XE **EXTERIOR
STRUCTURAL METAL** Screw



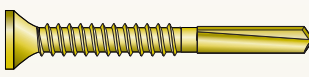
5/16" hex head, Quik Guard coating, p. 114

Strong-Drive
FPHSD **FRAMING-TO-CFS** Screw



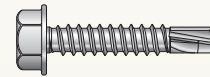
Flat-pan head, clear zinc coating, p. 117;
collated*, p. 237

Strong-Drive
PPHD **SHEATHING-TO-CFS** Screw



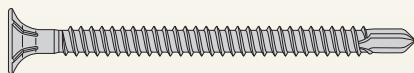
Subfloor to CFS screw Quik Guard and
yellow zinc coating, p. 118; collated*, p. 239

Strong-Drive
Self-Drilling X Metal Screw



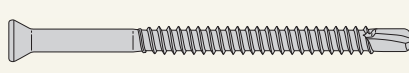
5/16" hex head, Quik Guard and clear zinc
coating, p. 113; collated*, p. 242

Self-Drilling
Fiber-Cement Screw



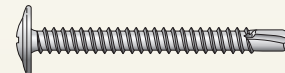
Type 410 stainless steel, p. 125

Self-Drilling
Siding Screw



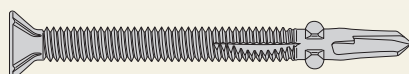
Type 410 stainless steel, p. 126

Self-Drilling
Wire-Lath Modified Truss-Head Screw




Type 410 stainless steel, p. 128

Self-Drilling
Flat-Head Screw with Wings




Type 410 stainless steel, p. 125

Strong-Drive
TF **WOOD-TO-STEEL** Screw



Black phosphate, p. 116; collated*, p. 236

Strong-Drive
TB **WOOD-TO-STEEL** Screw



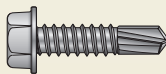
#4 drill point, black phosphate,
mechanically galvanized coating, p. 115;
collated*, p. 235

Self-Drilling
Wafer-Head Screw with Wings



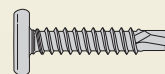
Type 410 stainless steel, p. 127

Self-Drilling
E Metal Screw



Cold-formed steel framing, p. 114

Self-Drilling
Pancake-Head Screw




Type 410 stainless steel, p. 122

Fastening to Metal


Screws (cont.)

FHSD
Wood-to-CFS Screw




#2 drill point, Type 410 stainless steel,
collated*, p. 246

DWFS
Drywall-to-CFS Screw



Drywall to steel, #2 point, yellow zinc
coating (54, 43 mil / 16, 18 ga.),
collated*, p. 245

CBSDQ
Sheathing-to-CFS Screw



Sheathing to steel, #2 drill point,
Quik Guard coating, collated*, p. 244

DWF
Drywall-to-CFS Screw



Drywall to steel, gray phosphate coating
(33, 27, 18 mil / 20, 22, 25 ga.),
collated*, p. 244

WSFLRV
Wood-to-CFS/Aluminum Screw



Wood-to-light gauge metal, yellow zinc
coating, Type-17 point, collated*, p. 247

SSPCSD
Screw



Pancake head, Type 410 stainless steel,
collated*, p. 238

Heavy Timber Construction



Screws

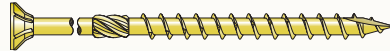
Interior

Strong-Drive®
SDWS **TIMBER** Screw (Interior Grade)



Washer head with nibs, E-coat® coating,
p. 102

Strong-Drive
SDCP **TIMBER-CP** Screw



Countersunk flat head, partially threaded,
yellow zinc coating, p. 98

Strong-Drive
SDCF **TIMBER-CF** Screw



Countersunk flat head, fully threaded,
yellow zinc coating, p. 96

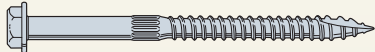
Strong-Drive
SDCFC **TIMBER-CFC** Screw



Countersunk cylinder head, fully threaded,
yellow zinc coating, p. 97

Exterior

Strong-Drive
SDS **HEAVY-DUTY CONNECTOR** Screw



Hex head, double-barrier coating,
Type 316 stainless steel, p. 68

Strong-Drive
SDWS **TIMBER** Screw (Exterior Grade)



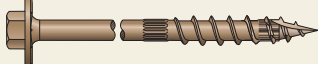
Washer head with nibs, double-barrier
coating, p. 59

Strong-Drive
SDWS **TIMBER SS** Screw



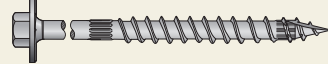
Flat washer head with nibs, Type 316
stainless steel, p. 60

Strong-Drive
SDWH **TIMBER-HEX** Screw




Washer head, double-barrier coating,
p. 61

Strong-Drive
SDWH **TIMBER-HEX HDG** Screw



Class C hot-dip galvanized coating,
p. 63

Strong-Drive
SDWS **FRAMING** Screw



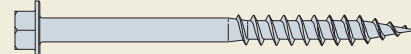
Washer head with box nibs, Quik Guard®
coating, p. 58

Strong-Drive
SD **CONNECTOR SS** Screw



Type 316 stainless steel, p. 70

Strong-Drive
SD **CONNECTOR** Screw




Mechanically galvanized coating, p. 69

Steel Decking




Screws

Strong-Drive®
XL **LARGE-HEAD METAL** Screw



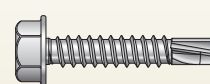
5/16" hex head, Quik Guard® coating, p. 111;
collated*, p. 240

Strong-Drive
XM **MEDIUM-HEAD METAL** Screw



5/16" hex head, Quik Guard coating, p. 112;
collated*, p. 241

Strong-Drive
Self-Drilling X Metal Screw



5/16" hex head, Quik Guard and clear zinc
coating, p. 113; collated*, p. 242

Truss-Ply / EWP-Ply Fastening Applications (Interior)



Screws

Strong-Drive
SDW **TRUSS-PLY** Screw



EWP-Ply fastening, washer head with nibs.
E-coat® coating, p. 101

Strong-Drive
WSV **SUBFLOOR** Screw



Wood-to-wood applications, yellow zinc
coating, collated*, p. 229

Strong-Drive
SDW **EWP-PLY** Screw



Washer head with nibs, E-coat coating,
p. 100

*Collated for the Quik Drive® system

Drywall and Exterior Gypsum Sheathing Applications



Screws

DWC
Drywall Screw



Drywall to wood, gray phosphate or N2000® coating, collated*, p. 231

DWF
Drywall-to-CFS Screw



Drywall to steel, gray phosphate coating (33, 27, 18 mil / 20, 22, 25 ga.), collated*, p. 244

DWHL
Drywall Screw



High-low threads, gray phosphate coating, collated*, p. 232

DWFSD
Drywall-to-CFS Screw




Drywall to CFS, Quik Guard® or yellow zinc coating, collated*, p. 245

Strong-Drive®
PPHD **SHEATHING-TO-CFS** Screw



Wood-to-steel applications, drill point, Quik Guard or yellow zinc coating, p. 118; collated*, p. 239

CBSDQ
Sheathing-to-CFS Screw




Sheathing to cold-formed steel, Quik Guard coating, collated*, p. 244

Crating



Screws

Strong-Drive®
SDWS **FRAMING** Screw



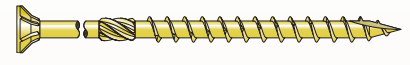
Washer head with box nibs, Quik Guard® coating, p. 58

Strong-Drive
SDWS **TIMBER** Screw (Exterior Grade)



Washer head with nibs, double-barrier coating, p. 59

Strong-Drive
SDCP **TIMBER-CP** Screw



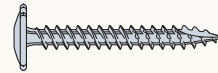
Countersunk flat head, yellow zinc coating, p. 98

Strong-Drive
SDWS **TIMBER** Screw (Interior Grade)



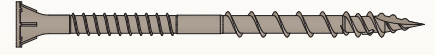
Washer head with nibs, E-coat® coating, p. 102

Wafer-Head Screw



Clear zinc coating, p. 107

Deck-Drive™
DSV **WOOD** Screw



Rimmed flat head with nibs, Quik Guard coating, p. 76; collated*, p. 218

CSV
Construction Screw



Rimmed flat head with nibs, yellow zinc coating, p. 95

WSC
Wood Screw



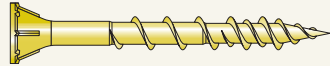
Wood-to-wood applications, yellow zinc coating, coarse thread, collated*, p. 234

DWC
Drywall Screw



Drywall to wood, gray phosphate coating, collated*, p. 231

Strong-Drive
WSV **SUBFLOOR** Screw



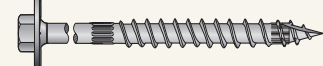
Wood-to-wood applications, yellow zinc coating, collated*, p. 229

WSHL
Subfloor Screw



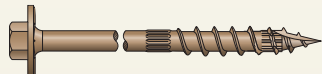
Wood-to-wood applications, gray phosphate coating, high-low threads, collated*, p. 231

Strong-Drive
SDWH **TIMBER-HEX HDG** Screw



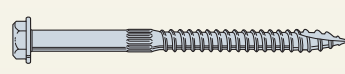
Hex-washer head with nibs, Class C hot-dip galvanized coating, p. 63

Strong-Drive
SDWH **TIMBER-HEX** Screw



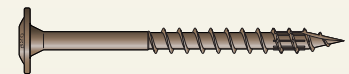
Hex-washer head with nibs, double-barrier coating, p. 61

Strong-Drive
SDS **HEAVY-DUTY CONNECTOR** Screw



Hex head, double-barrier coating, Type 316 stainless steel, p. 68

Wafer Head
Construction Screw



Domed wafer head, Quik Guard coating, p. 83

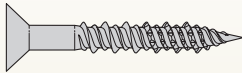
*Collated for the Quik Drive® system

Boat Building / Marine Trade



Screws

Marine Screw Flat Head



Type 316 stainless steel, p. 87

Marine Screw Pan Head

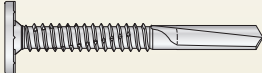


Type 316 stainless steel, p. 86

Deck-Drive™
DWP **WOOD SS** Screw

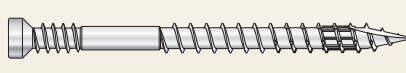
Flat with nibs and trim heads, Types 316 and 305 stainless steel, pp. 72–73, 74; painted head, Types 316 and 305 stainless steel, pp. 73, 74; collated*, p. 219

SSPCSD Screw



Pancake head, Type 410 stainless steel, collated*, p. 238

Finish Trim Screw



Type 316 stainless steel, Quik Guard® coating, p. 84

Nails

Roofing – Annular Ring Shank



Type 316 stainless steel, p. 144

Finishing Nail




Type 316 stainless steel, p. 140

Decking and General Wood Construction Nail



Types 316 and 304 stainless steel, p. 135

Decking and General Wood Construction Nail



Type 316 stainless steel, p. 137

Boat Building / Marine Trade

Collated Nails

20°–22° Plastic Strip, Full Round Head,
Ring-Shank Nail



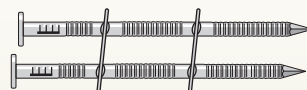
Types 316 and 304 stainless steel,
pp. 160–161

15° Wire Coil, Full Round Head,
Roofing Nail



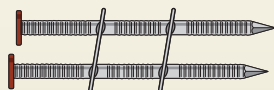
Types 316 and 304 stainless steel,
p. 155

15° Wire Coil, Full Round Head,
Ring-Shank Nail



Types 316 and 304 stainless steel,
pp. 157–158

15° Wire Coil, Painted, Full Round Head,
Ring-Shank Nail



Type 304 stainless steel, p. 154


0° and 15° Inserted Plastic Coil, Full Round
Checked Head, Ring-Shank Nail



Types 316 and 304 stainless steel, aluminum,
pp. 150–152


Staples

7/16" Crown, 16 Gauge Staple



Types 316 and 304 stainless steel,
p. 177

1/2" Crown, 16 Gauge Staple




Types 316 and 304 stainless steel,
p. 175



From design to construction, put innovation to work.

Like the pros who use our products, Simpson Strong-Tie is always looking for smarter ways to design and build safer, stronger structures. That's why we're dedicated to ongoing structural systems research and technology. Rigorous product testing and refinement go into every fastening solution we engineer — for every application. Cross-laminated timber. Wood to steel. Decks, docks and boardwalks. Connector fastening and more. Whatever your project, Simpson Strong-Tie delivers the most advanced, proven fastening systems to help you get the job done.

Simpson Strong-Tie | strongtie.com

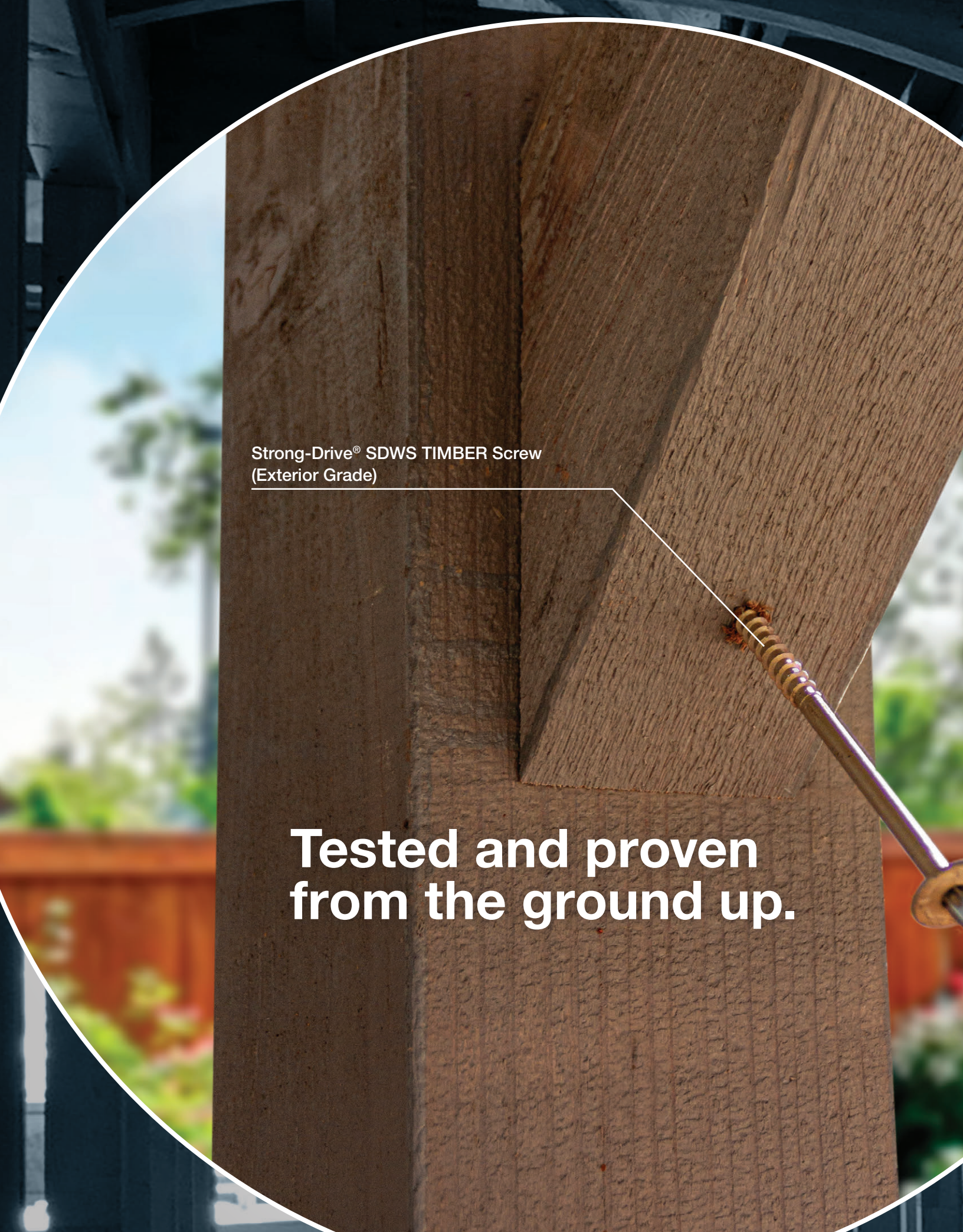




SIMPSON
Strong-Tie

Strong-Drive® Deck-Drive™ QuikDrive® Stainless-Steel





Strong-Drive® SDWS TIMBER Screw
(Exterior Grade)

**Tested and proven
from the ground up.**

Screws

Exterior Screws

Strong-Drive® SDWS FRAMING Screw	58
Strong-Drive SDWS TIMBER Screw (Exterior Grade)	59
Strong-Drive SDWS TIMBER SS Screw	60
Strong-Drive SDWH TIMBER-HEX Screw	61
Strong-Drive SDWH TIMBER-HEX SS Screw	62
Strong-Drive SDWH TIMBER-HEX HDG Screw	63
Outdoor Accents® Structural Wood Screw	64
Outdoor Accents Hex-Head Washer	66
Outdoor Accents Connector Screw	67
Strong-Drive SDS HEAVY-DUTY CONNECTOR Screw	68
Strong-Drive SD CONNECTOR Screw	69
Strong-Drive SD CONNECTOR SS Screw	70
Strong-Drive DWP WOOD SS Screw — Flat Head	71
Deck-Drive™ DWP WOOD SS Screw — Flat Head	72
Deck-Drive DWP WOOD SS Screw — Trim Head	74
Deck-Drive DSV WOOD Screw	76
Deck-Drive DHPD HARDWOOD Screw	77
Bugle-Head Wood Screw — 6-Lobe Drive	78
Bugle-Head Wood Screw — Square Drive	79
Trim-Head Screw — Square Drive	80
Trim-Head Screw — 6-Lobe Drive	81
Wafer-Head Construction Screw	83
Finish Trim Screw	84
PVC Trim-Board Screw	85
Marine Screw — Pan Head	86
Marine Screw — Flat Head	87
EB-TY® Premium Hidden Deck-Fastening System™	88
Ipê Wood Plugs	89

Composite Decking Screws

Deck-Drive DCU COMPOSITE Screw	90
Deck-Drive DCU Screw Plug Solution	92
Fascia-Fastening Solution™	94

Interior Screws

CSV Construction Screw	95
Strong-Drive SDCF TIMBER-CF Screw	96
Strong-Drive SDCFC TIMBER-CFC Screw	97
Strong-Drive SDCP TIMBER-CP Screw	98
Strong-Drive SDHR COMBO-HEAD Screw	99
Strong-Drive SDW EWP-PLY Screw	100
Strong-Drive SDW TRUSS-PLY Screw	101
Strong-Drive SDWS TIMBER Screw (Interior Grade)	102
Strong-Drive SDWC TRUSS Screw	103
Quik Stik™ Rafter and Truss Fastening System	104
Strong-Drive SDPW DEFLECTOR Screw	105
Strong-Drive SDWF FLOOR-TO-FLOOR Screw	106
Strong-Drive SDWV SOLE-TO-RIM Screw	107
Wafer-Head Screw	107

Specialty

Cement Board Screw	108
Fiber-Cement Screw	108
Pancake-Head Screw	109
Wire-Lath Modified Truss-Head Screw	109
Truss-Head Screw	110
Storm-Panel Screw	110

Metal Screws

Strong-Drive XL LARGE-HEAD METAL Screw	111
Strong-Drive XM MEDIUM-HEAD METAL Screw	112
Strong-Drive Self-Drilling X Metal Screw	113
Strong-Drive XE EXTERIOR STRUCTURAL METAL Screw	114
Self-Drilling E Metal Screw	114
Strong-Drive TB WOOD-TO-STEEL Screw	115
Strong-Drive TF WOOD-TO-STEEL Screw	116
Strong-Drive FPHSD FRAMING-TO-CFS Screw	117
Strong-Drive PPHD SHEATHING-TO-CFS Screw	118
Metal-Panel Screw	119
Metal-Panel Screw with EPDM Washer	119
Self-Drilling Hex-Washer-Head Screw	120
Self-Drilling Flat-Pan-Head Screw	122
Self-Drilling Pancake-Head Screw	122
Self-Drilling Bugle-Head Screw	123
Self-Drilling Fiber-Cement Screw	124
Self-Drilling Flat-Head Screw with Wings	125
Self-Drilling Siding Screw	126
Self-Drilling Wafer-Head Screw with Wings	127
Self-Drilling Wire-Lath Modified Truss-Head Screw	128

Parts and Accessories

Driver Bits	129
-------------	-----

Exterior Screws

Strong-Drive® SDWS FRAMING Screw

Multipurpose Wood and Engineered Wood Including Framing, Indoor/Outdoor Projects

The SDWS Framing screw is designed and load-rated for replacing 16d, 10d and 8d nails in framing applications. The SDWS Framing screw is superior to nails in holding power and pull-out resistance. It is code listed in IAPMO UES ER-192 and meets 2018 and 2021 IRC® and IBC® code requirements for most common wood framing applications.

The screw has a SawTooth® point that makes for fast installations with reduced torque without predrilling, and its specially designed head countersinks easily to provide a clean, flush finish. The T25 bit holds the 6-lobe recess tightly for more secure drive control. Available in 2½", 3", 3½" and 4" lengths for a variety of uses.

Features:

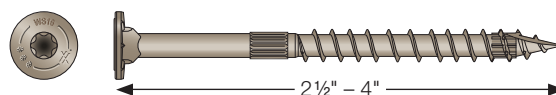
- Washer head with underhead box nibs provides increased bearing in structural applications and provides clean and easy countersinking
- SawTooth point ensures fast starts, reduces installation torque and eliminates the need for predrilling in most applications
- The 6-lobe drive provides positive bit engagement resulting in easier installations and longer bit life
- Quik Guard® coating provides protection in indoor and outdoor applications

For more information regarding driver bits for Simpson Strong-Tie fasteners, see p. 129.

Codes/Standards: IAPMO UES ER-192 (including City of LA Supplement), State of Florida FL13975

For Technical Data and Loads, see C-F-2023TECHSUP *Fastening Systems Technical Guide*, pp. 41–44, 174–175, 176–177

US Patent: 9,523,383



Quik Guard Coating

Model No.	Dimensions							
	Inches				Millimeters			
	O.D. x Length	Shank Diameter	Thread Length	Head Diameter	O.D. x Length	Shank Diameter	Thread Length	Head Diameter
SDWS16212	0.215 x 2½	0.160	1½	0.450	5.4 x 63	4.0	28	11.4
SDWS16300	0.215 x 3	0.160	1¾	0.450	5.4 x 76	4.0	41	11.4
SDWS16312	0.215 x 3½	0.160	2	0.450	5.4 x 89	4.0	50	11.4
SDWS16400	0.215 x 4	0.160	2½	0.450	5.4 x 101	4.0	63	11.4

See footnotes below.

Multi-Screw Packaging

Retail Pack			Mini-Bulk			Bulk	
Model No.	Fasteners per Pack	Packs per Master Carton	Model No.	Fasteners per Pack	Packs per Master Carton	Model No.	Fasteners per Pack
SDWS16212QR50	50	10	SDWS16212QR150	150	3	SDWS16212Q	1000
SDWS16300QR50	50	10	SDWS16300QR150	150	3	SDWS16300Q	1000
SDWS16312QR50	50	10	SDWS16312QR150	150	3	SDWS16312Q	750
SDWS16400QR50	50	6	SDWS16400QR150	150	3	SDWS16400Q	750

1. O.D. denotes thread outer diameter.

2. Replacement bit part number: BIT25T-2-R2.

Exterior Screws

Strong-Drive® SDWS TIMBER Screw (Exterior Grade)

Structural Wood and Engineered Wood Connections Including Ledgers

Designed to provide an easy-to-install, high-strength alternative to through-bolting and traditional lag screws. Strong-Drive SDWS Timber screws are ideal for the contractor and do-it-yourselfer alike. It is code listed in IAPMO UES ER-192 and meets 2018 and 2021 IRC® and IBC® code requirements for most common wood framing applications.

Features:

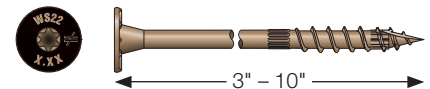
- Bold thread design provides superior holding power
- SawTooth® point ensures fast starts, reduces installation torque and eliminates the need for predrilling in most applications
- Underhead ribs allow for head to drive flush to surface with reduced splintering
- Large washer head provides a large bearing area
- Size identification on all SDWS screw heads
- 6-lobe, T40 drive provides positive engagement that makes the screw easy to drive and improves bit life (replacement driver bit — BIT40T-134-R2)

For more information regarding driver bits for Simpson Strong-Tie fasteners, see p. 129.

Double-barrier coating provides corrosion resistance equivalent to hot-dip galvanization, making it suitable for certain exterior and preservative-treated wood applications, as described in the evaluation report.

Codes/Standards: IAPMO UES ER-192 (including City of LA Supplement), State of Florida FL13975

For Technical Data and Loads, see C-F-2023TECHSUP *Fastening Systems Technical Guide*, pp. 37–40, 72–74, 79–81, 108, 110–111, 132–133, 145–147, 150–152, 157, 167–169, 170–173
US Patent: 9,523,383



Double-Barrier Coating

Model No.	Dimensions							
	Inches				Millimeters			
	O.D. x Length	Shank Diameter	Thread Length	Head Diameter	O.D. x Length	Shank Diameter	Thread Length	Head Diameter
SDWS22300DB	0.315 x 3	0.220	1½	0.760	8 x 76	5.6	38	19.3
SDWS22400DB	0.315 x 4	0.220	2%	0.760	8 x 101	5.6	60	19.3
SDWS22500DB	0.315 x 5	0.220	3	0.760	8 x 127	5.6	76	19.3
SDWS22600DB	0.315 x 6	0.220	3	0.760	8 x 152	5.6	76	19.3
SDWS22800DB	0.315 x 8	0.220	3	0.760	8 x 203	5.6	76	19.3
SDWS221000DB	0.315 x 10	0.220	3	0.760	8 x 254	5.6	76	19.3

See footnotes below.

Multi-Screw Packaging

Individually Flagged		Retail Clamshell		Retail Pack		Mini-Bulk		Bulk	
Fasteners Qty.	Model No.	Fasteners per Pack	Model No.	Fasteners per Pack	Model No.	Fasteners per Pack	Model No.	Fasteners per Pack	Model No.
1	SDWS22300DB-RP1	12	SDWS22300DB-R12	50	SDWS22300DB-R50	250	SDWS22300DBMB	950	SDWS22300DB
1	SDWS22400DB-RP1	12	SDWS22400DB-R12	50	SDWS22400DB-R50	250	SDWS22400DBMB	600	SDWS22400DB
1	SDWS22500DB-RP1	12	SDWS22500DB-R12	50	SDWS22500DB-R50	250	SDWS22500DBMB	600	SDWS22500DB
1	SDWS22600DB-RP1	12	SDWS22600DB-R12	50	SDWS22600DB-R50	250	SDWS22600DBMB	500	SDWS22600DB
1	SDWS22800DB-RP1	12	SDWS22800DB-R12	50	SDWS22800DB-R50	250	SDWS22800DBMB	400	SDWS22800DB
1	SDWS221000DB-RP1	12	SDWS221000DB-R12	50	SDWS221000DB-R50	—	—	250	SDWS221000DB

1. O.D. denotes thread outer diameter.

2. Retail and mini-bulk packs include one, 6-lobe, T40 driver bit; bulk packs include two driver bits (BIT40T-134-R2).

3. Flagged fasteners per master carton: 40; retail clam packs per master carton: 5; retail pack packs per master carton: 6.

Exterior Screws

Strong-Drive® SDWS TIMBER SS Screw

Structural Wood and Engineered Wood Connections Including Docks, Piers and Boardwalks

The SDWS Timber SS screw is a 0.275"-diameter Type 316 stainless-steel fastener suitable for marine and coastal applications where severe-corrosion resistance is a necessity. The SDWS Timber SS screw has a SawTooth® point and flat washer head that make it the ideal choice for use on docks, wharves, piers, boardwalks and ledgers.

Features:

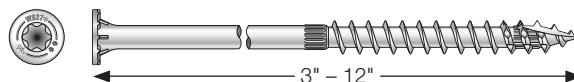
- 0.275" shank diameter for heavy-duty structural applications
- SawTooth point design for fast starts and no predrilling
- Ideal replacement for spikes, lag bolts and lag screws
- No predrilling, no counterboring required for most applications
- Large flat head with nibs can drive flush to surface with reduced splintering
- Deep T50 6-lobe recess for a secure drive (replacement driver bit — BIT50T-2-R1)

For more information regarding driver bits for Simpson Strong-Tie fasteners, see p. 129.

Codes/Standards: IAPMO UES ER-192 (including City of LA Supplement), State of Florida FL13975

For Technical Data and Loads, see C-F-2023TECHSUP *Fastening Systems Technical Guide*, pp. 51–52, 150–152, 158

US Patent: 9,523,383



Type 316 Stainless Steel

Model No.	Dimensions							
	Inches				Millimeters			
	O.D. x Length	Shank Diameter	Thread Length	Head Diameter	O.D. x Length	Shank Diameter	Thread Length	Head Diameter
SDWS27300SS	0.395 x 3	0.275	2	0.650	10 x 76	7.0	51	16.5
SDWS27400SS	0.395 x 4	0.275	3	0.650	10 x 101	7.0	76	16.5
SDWS27500SS	0.395 x 5	0.275	3	0.650	10 x 127	7.0	76	16.5
SDWS27600SS	0.395 x 6	0.275	3	0.650	10 x 152	7.0	76	16.5
SDWS27800SS	0.395 x 8	0.275	3	0.650	10 x 203	7.0	76	16.5
SDWS271000SS	0.395 x 10	0.275	3	0.650	10 x 254	7.0	76	16.5
SDWS271200SS	0.395 x 12	0.275	3	0.650	10 x 305	7.0	76	16.5

See footnotes below.

Multi-Screw Packaging

Individually Flagged		Mini-Bulk		Bucket	
Fasteners Qty.	Model No.	Fasteners per Pack	Model No.	Fasteners per Bucket	Model No.
1	SDWS27300SS-RP1	30	SDWS27300SS-R30	350	SDWS27300SS
1	SDWS27400SS-RP1	30	SDWS27400SS-R30	350	SDWS27400SS
1	SDWS27500SS-RP1	30	SDWS27500SS-R30	300	SDWS27500SS
1	SDWS27600SS-RP1	30	SDWS27600SS-R30	300	SDWS27600SS
1	SDWS27800SS-RP1	30	SDWS27800SS-R30	200	SDWS27800SS
1	SDWS271000SS-RP1	30	SDWS271000SS-R30	—	—
1	SDWS271200SS-RP1	30	SDWS271200SS-R30	—	—

1. O.D. denotes thread outer diameter.

2. Driver bit size: T50.

3. Flagged fasteners per master carton: 3"-4" = 40, 5"-6" = 35, 8"-12" = 25.

Exterior Screws

Strong-Drive® SDWH TIMBER-HEX Screw

Structural Wood and Engineered Wood Connections Including Ledgers

Designed for structural and general-purpose fastening applications where a hex-head drive is preferred. Strong-Drive SDWH Timber-Hex screws are ideal for the contractor and do-it-yourselfer alike. It is code listed in IAPMO UES ER-192 and meets 2018 and 2021 IRC® and IBC® code requirements for most common wood framing applications.

Features:

- Bold thread design provides superior holding power
- SawTooth® point ensures fast starts, reduces installation torque and eliminates the need for predrilling in most applications
- Underhead nibs allow for head to countersink into wood with reduced splintering
- Large washer head provides maximum bearing area (0.650" washer head diameter)
- Size identification on all SDWH screw heads
- 5/16" hex drive (replacement driver bit — BITHEXR516-R1)


For more information regarding driver bits for Simpson Strong-Tie fasteners, see p. 129.

Double-barrier coating provides corrosion resistance equivalent to hot-dip galvanization, making it suitable for certain exterior and preservative-treated wood applications, as described in the evaluation report.

Codes/Standards: IAPMO UES ER-192 (including City of LA Supplement), State of Florida FL13975

For Technical Data and Loads, see C-F-2023TECHSUP *Fastening Systems Technical Guide*, pp. 58–61, 75, 77, 109–111, 159, 161, 167–169

US Patent: 9,523,383



Double-Barrier Coating

Model No.	Dimensions							
	Inches				Millimeters			
	O.D. x Length	Shank Diameter	Thread Length	Head Diameter	O.D. x Length	Shank Diameter	Thread Length	Head Diameter
SDWH19300DB	0.275 x 3	0.195	1½	0.650	6.9 x 76	5.0	38	16.5
SDWH19400DB	0.275 x 4	0.195	2¾	0.650	6.9 x 101	5.0	60	16.5
SDWH19600DB	0.275 x 6	0.195	2¾	0.650	6.9 x 152	5.0	70	16.5
SDWH19800DB	0.275 x 8	0.195	2¾	0.650	6.9 x 203	5.0	70	16.5
SDWH191000DB	0.275 x 10	0.195	2¾	0.650	6.9 x 254	5.0	70	16.5

See footnotes below.

Multi-Screw Packaging

Individually Flagged		Retail Clamshell		Retail Pack		Mini-Bulk		Bulk	
Fasteners Qty.	Model No.	Fasteners per Pack	Model No.	Fasteners per Pack	Model No.	Fasteners per Pack	Model No.	Fasteners per Pack	Model No.
1	SDWH19300DB-RP1	12	SDWH19300DB-R12	50	SDWH19300DB-R50	250	SDWH19300DBMB	1,000	SDWH19300DB
1	SDWH19400DB-RP1	12	SDWH19400DB-R12	50	SDWH19400DB-R50	250	SDWH19400DBMB	800	SDWH19400DB
1	SDWH19600DB-RP1	12	SDWH19600DB-R12	50	SDWH19600DB-R50	250	SDWH19600DBMB	600	SDWH19600DB
1	SDWH19800DB-RP1	12	SDWH19800DB-R12	50	SDWH19800DB-R50	250	SDWH19800DBMB	500	SDWH19800DB
1	SDWH191000DB-RP1	12	SDWH191000DB-R12	50	SDWH191000DB-R50	—	—	250	SDWH191000DB

1. O.D. denotes thread outer diameter.

2. Retail and mini-bulk packs include one 5/16" hex driver bit; bulk packs include two driver bits.

3. Flagged fasteners per master carton: 40; retail clam packs per master carton: 5; retail pack packs per master carton: 6.

Exterior Screws

Strong-Drive® SDWH TIMBER-HEX SS Screw

Structural Wood and Engineered Wood Connections Including Ledgers

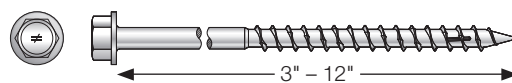
Stainless-steel structural fasteners designed for lag-screw replacement. These 0.185" and 0.275" diameter hex-head fasteners require no predrilling, making them easier and faster to install than typical lag screws. It meets 2018 and 2021 IRC® and IBC® code requirements for most common wood framing applications.

Features:

- Type 316 stainless steel for maximum corrosion protection
- No predrilling necessary in most applications
- Driver bit included (replacement driver bit — BITHEXR516-R1 or BITHEXR12-R1)
- Can be used in ledger applications
- Unique "box" thread design with raised-ridge technology significantly reduces driving torque
- Hex-washer head provides large bearing area

For more information regarding driver bits for Simpson Strong-Tie fasteners, see p. 129.

For Technical Data and Loads, see C-F-2023TECHSUP *Fastening Systems Technical Guide*, pp. 64–65, 164–165



Type 316 Stainless Steel

Model No.	Hex Drive (in.)	Dimensions							
		Inches				Millimeters			
		O.D. x Length	Shank Diameter	Thread Length	Head Diameter	O.D. x Length	Shank Diameter	Thread Length	Head Diameter
SDWH19400SS	5/16	0.255 x 4	0.185	2 3/4	0.455	6.5 x 101	4.7	60	11.5
SDWH19450SS	5/16	0.255 x 4.5	0.185	2 3/4	0.455	6.5 x 114	4.7	70	11.5
SDWH19500SS	5/16	0.255 x 5	0.185	2 3/4	0.455	6.5 x 127	4.7	60	11.5
SDWH19600SS	5/16	0.255 x 6	0.185	2 3/4	0.455	6.5 x 152	4.7	60	11.5
SDWH19800SS	5/16	0.255 x 8	0.185	2 3/4	0.455	6.5 x 203	4.7	60	11.5
SDWH27300SS	1/2	0.370 x 3	0.275	3	0.655	9.5 x 76	7.0	76	16.6
SDWH27400SS	1/2	0.370 x 4	0.275	3	0.655	9.5 x 101	7.0	76	16.6
SDWH27500SS	1/2	0.370 x 5	0.275	3	0.655	9.5 x 127	7.0	76	16.6
SDWH27600SS	1/2	0.370 x 6	0.275	3	0.655	9.5 x 152	7.0	76	16.6
SDWH27800SS	1/2	0.370 x 8	0.275	3	0.655	9.5 x 203	7.0	76	16.6
SDWH271000SS	1/2	0.370 x 10	0.275	3	0.655	9.5 x 254	7.0	76	16.6
SDWH271200SS	1/2	0.370 x 12	0.275	3	0.655	9.5 x 305	7.0	76	16.6

See footnotes below.

Multi-Screw Packaging

Individually Flagged		Retail Clamshell		Retail Pack	
Fasteners Qty.	Model No.	Fasteners per Pack	Model No.	Fasteners per Pack	Model No.
—	—	20	SDWH19400SS-R20	—	—
—	—	10	SDWH19450SS-R10	100	SDWH19450SS-R100
—	—	10	SDWH19500SS-R10	100	SDWH19500SS-R100
—	—	10	SDWH19600SS-R10	—	—
—	—	10	SDWH19800SS-R10	50	SDWH19800SS-R50
1	SDWH27300SS-RP1	10	SDWH27300SS-R10	100	SDWH27300SS-R100
1	SDWH27400SS-RP1	10	SDWH27400SS-R10	100	SDWH27400SS-R100
1	SDWH27500SS-RP1	10	SDWH27500SS-R10	50	SDWH27500SS-R50
1	SDWH27600SS-RP1	10	SDWH27600SS-R10	50	SDWH27600SS-R50
1	SDWH27800SS-RP1	10	SDWH27800SS-R10	50	SDWH27800SS-R50
1	SDWH271000SS-RP1	5	SDWH271000SS-R5	25	SDWH271000SS-R25
—	—	5	SDWH271200SS-R5	25	SDWH271200SS-R25

1. O.D. denotes thread outer diameter.

2. 3" flagged fasteners per master carton: 50;
4" flagged fasteners per master carton: 40;
5" flagged fasteners per master carton: 40;
6" flagged fasteners per master carton: 35;
8"–12" flagged fasteners per master carton: 25.

Exterior Screws

Strong-Drive® SDWH TIMBER-HEX HDG Screw

Structural Wood and Engineered Wood Including Ledgers

The SDWH Timber-Hex HDG screw is a 0.275"-diameter hot-dip galvanized screw suitable for marine and coastal applications. The SDWH Timber-Hex HDG screw has a SawTooth® point and oversized integral washer that makes for fast installations; no predrilling or separate washer needed. Speed up your next pile job by replacing ¾" and 5/8" HDG bolt/washer/nut assemblies (two screws for one bolt in many conditions) with the Strong-Drive SDWH Timber-Hex HDG screw. It is code listed in IAPMO UES ER-192 and meets 2018 and 2021 IRC® and IBC® code requirements for most common wood framing applications.

Features:

- 0.275" shank diameter for heavy-duty structural applications
- ASTM A153 Class-C hot-dip galvanized coating suitable for coastal and marine environments
- SawTooth point design for fast starts and no predrilling
- Oversized 0.930"-diameter integral washer eliminates the need for a separate washer
- ¾" hex drive for secure driving (replacement driver bit — BITHEXR38-R1)

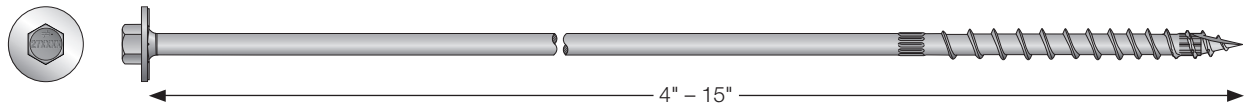
For more information regarding driver bits for Simpson Strong-Tie fasteners, see p. 129.

Codes/Standards: IAPMO UES ER-192* (including City of LA Supplement), State of Florida FL13975 (4" through 12" lengths)

For Technical Data and Loads, see C-F-2023TECHSUP *Fastening Systems Technical Guide*, pp. 62–63, 119–121, 150–152, 162–163, 178–197

Install Tips: For best results, use a minimum of ½" low-speed corded drill to install

US Patent: 9,523,383



ASTM A153 Class C Hot-Dip Galvanized Coating

Model No.	Dimensions							
	Inches				Millimeters			
	O.D. x Length	Shank Diameter	Thread Length	Head Diameter	O.D. x Length	Shank Diameter	Thread Length	Head Diameter
SDWH27400G	0.395 x 4	0.275	3	0.930	10 x 101	7.0	76	23.6
SDWH27600G	0.395 x 6	0.275	3	0.930	10 x 152	7.0	76	23.6
SDWH27800G	0.395 x 8	0.275	3	0.930	10 x 203	7.0	76	23.6
SDWH271000G	0.395 x 10	0.275	3	0.930	10 x 254	7.0	76	23.6
SDWH271200G	0.395 x 12	0.275	3	0.930	10 x 305	7.0	76	23.6
SDWH271500G	0.395 x 15	0.275	3	0.930	10 x 381	7.0	76	23.6

See footnotes below.

Multi-Screw Packaging

Individually Flagged		Retail Pack		Mini-Bulk		Bucket	
Fasteners Qty.	Model No.	Fasteners per Pack	Model No.	Fasteners per Pack	Model No.	Fasteners per Pack	Model No.
1	SDWH27400G-RP1	30	SDWH27400G-R30	150	SDWH27400GMB	350	SDWH27400G
1	SDWH27600G-RP1	30	SDWH27600G-R30	150	SDWH27600GMB	350	SDWH27600G
1	SDWH27800G-RP1	30	SDWH27800G-R30	150	SDWH27800GMB	—	—
1	SDWH271000G-RP1	30	SDWH271000G-R30	150	SDWH271000GMB	—	—
1	SDWH271200G-RP1	30	SDWH271200G-R30	150	SDWH271200GMB	—	—
1	SDWH271500G-RP1	—	—	150	SDWH271500GMB	—	—

*SDWH271500G is not listed in IAPMO UES ER-192 or FL13975.

1. O.D. denotes thread outer diameter.

2. 4" flagged fasteners per master carton: 40; 6" flagged fasteners per master carton: 35; 8"–15" flagged fasteners per master carton: 25.

Exterior Screws

Outdoor Accents® Decorative Hardware



Outdoor Accents decorative hardware features connectors and fasteners for building custom outdoor living structures that are beautiful and structurally strong. The line includes post bases, angles, T and L straps, gable plates, gazebo ties, joist hangers and fasteners.



Outdoor Accents Structural Wood Screw

The Outdoor Accents structural wood screw reduces installation time by driving easily without predrilling. When combined with the patented, load-rated Outdoor Accents hex-head washer, the solution delivers the decorative appearance of a bolt connection, but with a much easier installation. The structural wood screw is now available in three sizes: 2", 3½" and 5½". Both the 3½" and 5½" screw's bold thread design enables superior holding to attach ledgers and other secure connections. The new 2" screw is ideal for use with 2x lumber, and for adding style to any DIY project.

Note: The 2" screw (SDWS25200DBB) has lower load values than the 3½" and 5½" screws. It may not be substituted where the longer screws are required.

Features:

- Use with Outdoor Accents decorative hardware and STN22 hex-head washer for an appealing look
- Use Outdoor Accents structural wood screw without the washer as a wood-to-wood fastener
- Deep 6-lobe T40 recess provides easy, secure driving (T40 drive bit included in multi-count packages)
- Patented SawTooth® point (3½" and 5½" screws only) ensures fast starts, reduces installation torque and eliminates the need for predrilling in most applications; Type-17 point on 2" screw ensures fast starts
- Black double-barrier coating offers premium look while providing a medium level of corrosion protection for many outdoor applications

For more information regarding driver bits for Simpson Strong-Tie fasteners, see p. 129.

Codes/Standards: IAPMO UES ER-192 (including City of LA Supplement), State of Florida FL13975

For Technical Data and Loads, see C-F-2023TECHSUP *Fastening Systems Technical Guide*, p. 208


Install Tips: For best results, use a minimum of ½" low-speed corded drill to install

US Patent: 9,523,383 applies to 3½" and 5½" versions

Exterior Screws

Outdoor Accents® Structural Wood Screw (cont.)

Black Double-Barrier Coating



Model No.	Dimensions							
	Inches				Millimeters			
	O.D. x Length	Shank Diameter	Thread Length	Head Diameter	O.D. x Length	Shank Diameter	Thread Length	Head Diameter
SDWS22312DBB	0.315 x 3½	0.220	2	0.760	8 x 89	5.6	51	19.3
SDWS22512DBB	0.315 x 5½	0.220	3	0.760	8 x 140	5.6	76	19.3

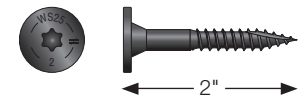
See footnotes below.

Multi-Screw Packaging

Individually Flagged		Retail Pack		Mini-Bulk	
Fasteners Qty.	Model No.	Fasteners per Pack	Model No.	Fasteners per Pack	Model No.
1	SDWS22312DBB-RN1	12	SDWS22312DBBRC12	50	SDWS22312DBB-R50
1	SDWS22512DBB-RN1	12	SDWS22512DBBRC12	50	SDWS22512DBB-R50

1. O.D. denotes thread outer diameter.
2. Individually flagged units include the STN22 hex-head washer.
3. T40 6-lobe bit replacement uses BIT40T-134-R2.
4. 3½" and 5½" RN1 master carton quantities: 20; 3½" and 5½" RC12 master carton quantities: 10; R50 master carton quantities: 6.

Black Double-Barrier Coating



Model No.	Dimensions							
	Inches				Millimeters			
	O.D. x Length	Shank Diameter	Thread Length	Head Diameter	O.D. x Length	Shank Diameter	Thread Length	Head Diameter
SDWS25200DBB	0.255 x 2	0.235	1¼	0.760	6.5 x 51	6.0	31	19.3

See footnotes below.

Multi-Screw Packaging

Retail Pack			Mini-Bulk		
Packs per Master Carton	Model No.	Fasteners per Pack	Packs per Master Carton	Model No.	Fasteners per Pack
5	SDWS25200DBBRC12	12	6	SDWS25200DBB-R50	50

1. O.D. denotes thread outer diameter.
2. T40 6-lobe bit replacement uses BIT40T-134-R2.
3. SDWS25200DBB has a Type-17 point.

Exterior Screws

Outdoor Accents® Hex-Head Washer

The patented Outdoor Accents hex-head washer and structural wood screw combination provides the decorative appearance of a bolted connection. Its design provides an easier and significantly faster installation time compared to through-bolting. The hex-head washer is code listed (IAPMO UES ER-192) and is designed to be used exclusively with the Outdoor Accents structural wood screw to fasten Outdoor Accents connectors, including post bases, T and L straps, angles, gable plates and heavy joist hangers.


Features:

- Combined with the Outdoor Accents structural wood screw, it provides a structural load-rated solution
- Easy to install
- Black double-barrier coating

Codes/Standards: IAPMO UES ER-192
(including City of LA Supplement),
State of Florida FL13975

For Technical Data and Loads, see C-F-2023TECHSUP
Fastening Systems Technical Guide, p. 208

US Patent: 11,137,016 and D733,546



Black Double-Barrier Coating

Hex-Head Washer Diameter (in.)	Retail Pack Quantity	Master Carton Quantity	Model No.
1 ½	8	10	STN22-R8
1 ½	24	6	STN22-R24



SDWS22312DBB (sold separately)
with STN22 Hex-Head Washer

Exterior Screws

Outdoor Accents® Connector Screw

The Outdoor Accents connector screw reduces installation time by driving easily without predrilling. Designed for installation with the Outdoor Accents connectors, such as the APA21 90° angle, APLH light joist hangers and APGT gazebo ties, the screw's black finish accents any outdoor living project. The sharp point of the screw enables fast starts.

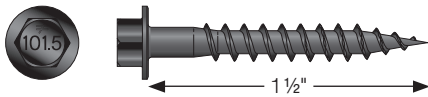
Features:

- Use with Outdoor Accents decorative hardware for an appealing look
- Black double-barrier coating provides premium look while providing a medium level of corrosion protection for many outdoor applications
- 1/4" hex head for secure driving and easier installation

For more information regarding driver bits for Simpson Strong-Tie fasteners, see p. 129.

Codes/Standards: ICC-ES ESR-3046 (including City of LA Supplement), State of Florida FL9589

For Technical Data and Loads, see C-F-2023TECHSUP *Fastening Systems Technical Guide*, p. 209



Black Double-Barrier Coating

Dimensions						Drive Type
Inches			Millimeters			
O.D. x Length	Thread Length	Head Diameter	O.D. x Length	Thread Length	Head Diameter	
#10 x 1½	1⅝	0.370	5.0 x 38	28	9.3	¼" Hex

See footnotes below.

Multi-Screw Packaging

Retail Pack		
Packs per Master Carton	Model No.	Fasteners per Pack
5	SD10112DBBR50	50

1. O.D. denotes thread outer diameter.
2. 1/4" hex driver bit is included in package.

Exterior Screws

Strong-Drive® SDS HEAVY-DUTY CONNECTOR Screw

Heavy-Duty Simpson Strong-Tie® Connectors

A 0.250"-diameter high-strength structural wood screw ideal for various connector installations as well as wood-to-wood and engineered wood applications.

Features:

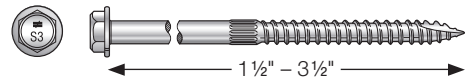
- Type-17 point enables easy driving with no predrilling
- Available with a double-barrier coating and Type 316 stainless steel
- ⅜" hex head with 0.500" integrated washer
- Head is stamped with the Simpson Strong-Tie "S" sign and fastener length for easy identification after installation
- Replacement driver bit — BITHEXR38-R1

For more information regarding driver bits for Simpson Strong-Tie fasteners, see p. 129.

Install Tips: A low-speed ½" drill with a ⅜" hex driver is the recommended tool for installation.

Codes/Standards: ICC-ES ESR-2236 (including City of LA Supplement), State of Florida FL9589

For Technical Data and Loads, see C-F-2023TECHSUP *Fastening Systems Technical Guide*, pp. 70–71, 78, 112, 166–169, 202

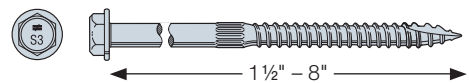


Type 316 Stainless Steel

Model No.	Dimensions				Retail Pack		Bulk	
	Inches		Millimeters		Fasteners per Pack	Model No.	Fasteners per Pack	Model No.
	O.D. ¹ x Length	Thread Length	O.D. x Length	Thread Length				
SDS25112SS	0.250 x 1½	1	6.5 x 38	25	25	SDS25112SS-R25	1,500	SDS25112SS
SDS25200SS	0.250 x 2	1¼	6.5 x 51	31	25	SDS25200SS-R25	1,300	SDS25200SS
SDS25212SS	0.250 x 2½	1½	6.5 x 63	38	25	SDS25212SS-R25	1,100	SDS25212SS
SDS25300SS	0.250 x 3	2	6.5 x 76	51	25	SDS25300SS-R25	950	SDS25300SS
SDS25312SS	0.250 x 3½	2¼	6.5 x 89	57	25	SDS25312SS-R25	900	SDS25312SS
					25	SDS25312SS-R25L*	—	—

*Packaged in a ledger-specific box with ⅜" hex-driver bit.

1. O.D. denotes thread outer diameter. Shank diameter is 0.235".



Double-Barrier Coating

Model No.	Dimensions				Retail Pack		Mini Bulk		Bulk	
	Inches		Millimeters		Fasteners per Pack	Model No.	Fasteners per Pack	Model No.	Fasteners per Pack	Model No.
	O.D. ¹ x Length	Thread Length	O.D. x Length	Thread Length						
SDS25112	0.250 x 1½	1	6.5 x 38	25	25	SDS25112-R25	300	SDS25112MB	1,500	SDS25112
SDS25200	0.250 x 2	1¼	6.5 x 51	31	25	SDS25200-R25	250	SDS25200MB	1,300	SDS25200
SDS25212	0.250 x 2½	1½	6.5 x 63	38	25	SDS25212-R25	200	SDS25212MB	1,100	SDS25212
SDS25300	0.250 x 3	2	6.5 x 76	51	25	SDS25300-R25	150	SDS25300MB	950	SDS25300
SDS25312	0.250 x 3½	2¼	6.5 x 89	57	10	SDS25312-R10	125	SDS25312MB	900	SDS25312
					25	SDS25312-R25L*	—	—	—	—
SDS25412	0.250 x 4½	2¾	6.5 x 114	70	10	SDS25412-R10	100	SDS25412MB	800	SDS25412
SDS25500	0.250 x 5	2¾	6.5 x 127	70	10	SDS25500-R10	100	SDS25500MB	500	SDS25500
					25	SDS25500-R25L*	—	—	—	—
SDS25600	0.250 x 6	3¼	6.5 x 152	82	10	SDS25600-R10	100	SDS25600MB	600	SDS25600
SDS25800	0.250 x 8	3¼	6.5 x 203	82	10	SDS25800-R10	—	—	—	—
					50	SDS25800-R50	—	—	400	SDS25800

*Packaged in a ledger-specific box with ⅜" hex-driver bit.

1. O.D. denotes thread outer diameter. Shank diameter is 0.235".

Exterior Screws

Strong-Drive® SD CONNECTOR Screw

For Simpson Strong-Tie Connectors

The Strong-Drive SD Connector screw is specifically designed to replace nails in certain Simpson Strong-Tie connectors, and is the only screw approved for that application. The load-rated SD screw has been tested and approved for use in many popular Simpson Strong-Tie products. In certain applications screws are easier and more convenient to install than nails, and the single-fastener load values achieved by the SD screw exceed those of typical 10d common or 16d common nails. In addition, the galvanized coating makes the SD screw ideal for both interior and most exterior conditions.

Features:

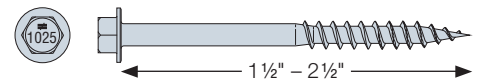
- Specifically designed to replace nails in certain Simpson Strong-Tie connectors, and is the only screw approved for that application. The #9 and #10 SD screws replace 10d and 16d nails, respectively.
- Tested and approved for use in many of our most popular connectors for both interior and exterior applications.
- Ideal for use in connector applications where more control is desired or using a hammer is inconvenient.
- 1/4" hex head with 0.370"-dia. integrated washer is stamped with the Simpson Strong-Tie "S" sign and the fastener size for easy identification after installation.
- Shank is specifically designed to match the fastener holes in Simpson Strong-Tie connectors.
- Optimized heat treating for ductility and strength.
- The single-fastener load capacity of the SD9 exceeds the capacity of a 10d common nail, while the single-fastener load capacity of the SD10 exceeds that of the 16d common nail.
- Hex driver bit included.

For more information regarding driver bits for Simpson Strong-Tie fasteners, see p. 129.

Mechanically-galvanized coating meets ASTM B695 Class 55, is recommended for use with certain preservative-treated woods and recognized as an alternate to hot-dip galvanized in ESR-3046; it is compliant with the 2015 and 2018 International Residential Code®.

Codes/Standards: ICC-ES ESR-3046 (including City of LA Supplement), State of Florida FL9589

For Technical Data and Loads, see C-F-2023TECHSUP *Fastening Systems Technical Guide*, pp. 66–67, 203



Mechanically Galvanized Coating

Dimensions						Drive Type	Retail Pack		Mini-Bulk Pack		Bulk Packaging SKU	
Inches			Millimeters				Fasteners per Pack	Model No.	Fasteners per Pack	Model No.	Fasteners per Pack	Model No.
O.D. x Length	Thread Length	Head Dia.	O.D. x Length	Thread Length	Head Dia.							
#9 x 1½	1⅝	0.370	4.5 x 38	28	9.3	¼" Hex	100	SD9112R100	500	SD9112R500	3000	SD9112MB
#9 x 2½	1⅝	0.370	4.5 x 63	28	9.3	¼" Hex	100	SD9212R100-R	500	SD9212R500	2000	SD9212MB
#10 x 1½	1⅝	0.370	5.0 x 38	28	9.3	¼" Hex	100	SD10112R100	500	SD10112R500	3000	SD10112MB
#10 x 2½	1⅝	0.370	5.0 x 63	28	9.3	¼" Hex	100	SD10212R100-R	500	SD10212R500	2000	SD10212MB

1. O.D. denotes thread outer diameter.

2. Shank diameter is 0.130" for #9 screws and 0.160" for #10 screws.

Exterior Screws

Strong-Drive® SD CONNECTOR SS Screw

For Simpson Strong-Tie Stainless-Steel Connectors

The stainless-steel Strong-Drive SD Connector SS screw (SD SS) is specifically designed to replace nails in certain Simpson Strong-Tie stainless-steel connectors. The load-rated SD SS screw has been tested and approved for use in many popular Simpson Strong-Tie products. In certain applications screws are easier and more convenient to install than nails, and the single-fastener load values achieved by the SD SS screw exceed those of 10d common nails. In addition, the Type 316 stainless steel provides excellent corrosion resistance appropriate for severe-exposure environments.

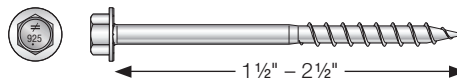
Features:

- Specifically designed to replace nails in certain Simpson Strong-Tie stainless-steel connectors and is the only screw tested and approved for that application
- The single-fastener load capacity of the #9 SD SS exceeds the capacity of a 10d common nail
- Ideal for use in connector applications where more control is desired or using a hammer is inconvenient installation
- 1/4" hex head with 0.370"-dia. integrated washer is stamped with the Simpson Strong-Tie "S" sign and the fastener size for easy identification after installation
- Shank is specifically designed to match the fastener holes in Simpson Strong-Tie connectors
- Hex driver bit included

For more information regarding driver bits for Simpson Strong-Tie fasteners, see p. 129.

Codes/Standards: ICC-ES ESR-3046 (including City of LA Supplement), State of Florida FL9589

For Technical Data and Loads, see C-F-2023TECHSUP *Fastening Systems Technical Guide*, pp. 68–69, 203–205



Type 316 Stainless Steel

Dimensions						Drive Type	Retail Pack		Mini-Bulk Pack		Bulk Packaging SKU	
Inches			Millimeters				Model No.	Fasteners per Pack	Model No.	Fasteners per Pack	Model No.	Fasteners per Pack
O.D. x Length	Thread Length	Head Dia.	O.D. x Length	Thread Length	Head Dia.							
#9 x 1½	1¼	0.370	4.2 x 38	28	9.3	¼" Hex	SD9112SS-R100	100	SD9112SS-R500	500	SD9112SSMB	3,000
#9 x 2½	1¼	0.370	4.2 x 63	28	9.3	¼" Hex	SD9212SS-R100	100	SD9212SS-R500	500	SD9212SSMB	2,000

1. O.D. denotes thread outer diameter.

2. Shank diameter is 0.130".

3. Master carton retail pack quantity: 10; mini-bulk pack quantity: 3.

4. One (1) hex driver bit is included in each package.

Exterior Screws

Strong-Drive® DWP WOOD SS Screw

Decking, Docks and Boardwalks; Load-rated General Exterior Applications

The Strong-Drive DWP Wood SS screw is a powerful, load-rated fastening solution for deck, dock and general exterior applications where extra corrosion protection and load specifications are required. The #12 and #14 Strong-Drive DWP Wood SS flat-head screws are structural fasteners that have been tested in accordance with ICC-ES acceptance criteria AC233 and are load rated for shear, pull-through and withdrawal resistance. With its specially designed sharp point and unique box threads, the DWP WOOD SS screw is a great solution for exterior structural connections, such as on docks, boardwalks and decks near water or where they will be exposed to high or severe corrosion. Choose Type 316 stainless steel for seaside and coastal environments.

Features:

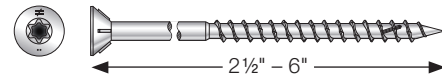
- Unique "box" thread design with raised-ridge technology greatly reduces driving torque, which allows you to drive more screws on a single battery charge
- Specially designed sharp point penetrates hard wood products with ease
- Use with wood, engineered wood and polymer materials
- 6-lobe drive provides a secure bit fit resulting in an easy drive and long bit life
- Choose Type 316 stainless steel for seaside applications

For more information regarding driver bits for Simpson Strong-Tie fasteners, see p. 129.

For Technical Data and Loads, see C-F-2023TECHSUP *Fastening Systems Technical Guide*, pp. 49–50

Flat Head with Nibs

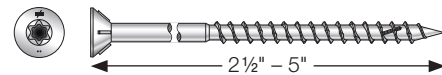
Type 316 Stainless Steel



Size	Length (in.)	Head Dia. (in.)	Bit Size	Approx. Count per lb.	1 lb. Model No.	5 lb. Model No.	Bucket	
							Count	Model No.
#12	2½	0.435	T27	56	T12250WP1	T12250WP5	1,750	T12250WPB
#12	3	0.435	T27	48	T12300WP1	T12300WP5	1,500	T12300WPB
#12	3½	0.435	T27	42	T12350WP1	T12350WP5	1,000	T12350WPB
#12	4	0.435	T27	36	T12400WP1	T12400WP5	750	T12400WPB
#12	4½	0.435	T27	32	T12450WP1	T12450WP5	750	T12450WPB
#12	5	0.435	T27	29	T12500WP1	T12500WP5	500	T12500WPB
#12	6	0.435	T27	24	T12600WP1	T12600WP5	600	T12600WPB
#14	3	0.460	T27	36	T14300WP1	T14300WP5	1,000	T14300WPB
#14	3½	0.460	T27	33	T14350WP1	T14350WP5	750	T14350WPB
#14	4	0.460	T27	26	T14400WP1	T14400WP5	700	T14400WPB
#14	5	0.460	T27	21	T14500WP1	T14500WP5	500	T14500WPB
#14	6	0.460	T27	18	T14600WP1	T14600WP5	500	T14600WPB

Flat Head with Nibs

Type 305 Stainless Steel



Size	Length (in.)	Head Dia. (in.)	Bit Size	Approx. Count per lb.	1 lb. Model No.	5 lb. Model No.	Bucket	
							Count	Model No.
#12	2½	0.435	T27	56	—	S12250WP5	1,750	S12250WPB
#12	3	0.435	T27	48	S12300WP1	S12300WP5	1,500	S12300WPB
#12	3½	0.435	T27	42	S12350WP1	S12350WP5	1,000	S12350WPB
#12	4	0.435	T27	36	S12400WP1	S12400WP5	800	S12400WPB
#12	4½	0.435	T27	32	S12450WP1	S12450WP5	750	S12450WPB
#12	5	0.435	T27	29	S12500WP1	S12500WP5	500	S12500WPB
#14	4	0.460	T27	26	—	S14400WP5	700	S14400WPB

1. 6-lobe bit replacements: T27 uses BIT27T-2-R2.

Exterior Screws

Deck-Drive™ DWP WOOD SS Screw

Decking, Docks and Boardwalks; Finishing, Millwork and Trim

The Deck-Drive DWP Wood SS screw is a powerful fastening solution for deck, dock and general exterior applications where extra corrosion protection is needed. With its specially-designed sharp point and unique box threads, the DWP screw is ideally suited for the majority of wood used in today's deck boards. Choose Type 316 stainless steel for seaside and coastal environments. Available in hand-drive and in collated strips for use in our Quik Drive® auto-feed screw driving system.

Features:

- Unique "box" thread design with raised-ridge technology greatly reduces driving torque, which allows you to drive more screws on a single battery charge
- Specially designed sharp point penetrates hard wood products with ease
- Use with wood, engineered wood and polymer materials
- 6-lobe drive offers a secure bit fit resulting in an easy drive and long bit life
- Choose Type 316 stainless steel for seaside applications
- For load-rated DWP Wood SS screw product models and SKU information, refer to the Strong-Drive® DWP Wood SS screw product page, p. 71

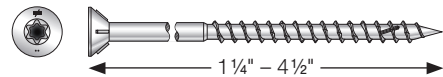
For more information regarding driver bits for Simpson Strong-Tie fasteners, see p. 129.

This screw is also available collated for the Quik Drive system. See p. 219 for details.

For Technical Data and Loads, see C-F-2023TECHSUP
Fastening Systems Technical Guide, pp. 153, 176–177

Flat Head with Nibs

Type 316 Stainless Steel



Size	Length (in.)	Head Diameter (in.)	Bit Size	Approx. Count per lb.	1 lb. Model No.	5 lb. Model No.	Deck Pack		Bulk Bucket	
							Count	Model No.	Count	Model No.
#8	1 ¼	0.335	T20	176	T08125WP1	T08125WP5	—	—	5,000	T08125WPB
#8	1 ½	0.335	T20	150	T08162WP1	—	350	T08162WPP	4,000	T08162WPB
#8	2	0.335	T20	128	T08200WP1	T08200WP5	350	T08200WPP	3,000	T08200WPB
#8	2 ½	0.335	T20	102	T08250WPF1	T08250WPF5	—	—	1,750	T08250WPFB
#8	3	0.335	T20	82	T08300WPF1	T08300WPF5	—	—	1,750	T08300WPFB
#10	2	0.335	T25	96	T10200WP1	T10200WP5	—	—	2,500	T10200WPB
#10	2 ½	0.335	T25	82	T10250WP1	T10250WP5	350	T10250WPP	1,750	T10250WPB
#10	3	0.335	T25	68	T10300WP1	T10300WP5	350	T10300WPP	1,750	T10300WPB
#10	3 ½	0.335	T25	56	T10350WP1	—	250	T10350WPP	1,000	T10350WPB
#10	4 ½	0.365	T25	43	—	—	—	—	1,000	T10450WPCM

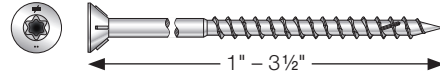
1. 6-lobe bit replacements: T20 uses BIT20T-2-R2; T25 uses BIT25T-2-R2.

Exterior Screws

Deck-Drive™ DWP WOOD SS Screw (cont.)

Flat Head with Nibs

Type 305 Stainless Steel

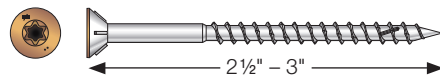


Size	Length (in.)	Head Diameter (in.)	Bit Size	Approx. Count per lb.	1 lb. Model No.	5 lb. Model No.	Deck Pack		Bulk Bucket	
							Count	Model No.	Count	Model No.
#8	1¼	0.335	T20	176	S08125WP1	S08125WP5	—	—	5,000	S08125WPB
#8	1½	0.335	T20	150	S08162WP1	S08162WP5	350	S08162WPP	4,000	S08162WPB
#8	2	0.335	T20	128	S08200WP1	S08200WP5	350	S08200WPP	3,000	S08200WPB
#8	2½	0.335	T20	102	S08250WPF1	S08250WPF5	—	—	1,750	S08250WPFB
#8	3	0.335	T20	82	S08300WPF1	S08300WPF5	—	—	1,750	S08300WPFB
#10	1	0.335	T25	172	S10100WP1	S10100WP5	—	—	4,500	S10100WPB
#10	1½	0.335	T25	134	S10150WP1	S10150WP5	—	—	3,500	S10150WPB
#10	2	0.335	T25	96	S10200WP1	S10200WP5	—	—	2,500	S10200WPB
#10	2½	0.335	T25	82	S10250WP1	S10250WP5	350	S10250WPP	1,750	S10250WPB
#10	3	0.335	T25	68	S10300WP1	S10300WP5	350	S10300WPP	1,750	S10300WPB
#10	3½	0.335	T25	56	S10350WP1	S10350WP5	—	—	1,000	S10350WPB

1. 6-lobe bit replacements: T20 uses BIT20T-2-R2; T25 uses BIT25T-2-R2.

Flat Head with Nibs, Painted

- Painted heads blend with hardwood decking material



Type 305 Stainless Steel

Size	Length (in.)	Head Diameter (in.)	Bit Size	350-Count Model No.	1,750-Count Model No.	Head Color
#10	2½	0.335	T25	S10250WJI	S10250WCI	Tan 03
#10	3	0.335	T25	S10300WJI	S10300WCI	Tan 03
#10	3	0.335	T25	S10300WPPBR05	S10300WPBBR05	Brown 05
#10	3	0.335	T25	S10300WPPTN01	S10300WPBTN01	Tan 01
#10	3	0.335	T25	S10300WPPGR	S10300WPBGR	Gray



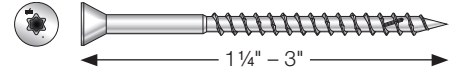
1. 6-lobe bit replacement: T25 uses BIT25T-2-R2.

Exterior Screws

Deck-Drive™ DWP WOOD SS Screw (cont.)

Trim Head, Unpainted

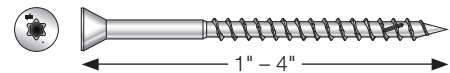
Type 316 Stainless Steel



Size	Length (in.)	Head Diameter (in.)	Bit Size	Approx. Count per lb.	1 lb. Model No.	5 lb. Model No.	Clamshell		350-Count Model No.	Bulk Bucket	
							Count	Model No.		Count	Model No.
#7	1 ¼	0.230	T15	264	T07125WP1	T07125WP5	—	—	T07125WPP	5,000	T07125WPB
#7	1 ½	0.230	T15	195	T07162WP1	T07162WP5	100	T07162FWP	T07162WPP	4,000	T07162WPB
#7	2 ¼	0.230	T15	138	T07225WP1	T07225WP5	86	T07225FWP	T07225WPP	1,750	T07225WPB
#7	3	0.230	T15	98	T07300WP1	T07300WP5	60	T07300FWP	T07300WPP	1,750	T07300WPB

Trim Head, Unpainted

Type 305 Stainless Steel



Size	Length (in.)	Head Diameter (in.)	Bit Size	Approx. Count per lb.	1 lb. Model No.	5 lb. Model No.	Clamshell		350-Count Model No.	Bulk Bucket	
							Count	Model No.		Count	Model No.
#7	1	0.230	T15	303	S07100WP1	S07100WP5	—	—	—	5,000	S07100WPB
#7	1 ¼	0.230	T15	264	S07125WP1	S07125WP5	—	—	S07125WPP	5,000	S07125WPB
#7	1 ½	0.230	T15	195	S07162WP1	S07162WP5	135	S07162FWP	S07162WPP	4,000	S07162WPB
#7	2	0.230	T15	156	S07200WP1	S07200WP5	—	—	S07200WPP	4,000	S07200WPB
#7	2 ¼	0.230	T15	138	S07225WP1	S07225WP5	100	S07225FWP	S07225WPP	1,750	S07225WPB
#7	2 ½	0.230	T15	121	S07250WP1	S07250WP5	—	—	S07250WPP	1,750	S07250WPB
#7	3	0.230	T15	98	S07300WP1	S07300WP5	60	S07300FWP	S07300WPP	1,750	S07300WPB
#8	2 ½	0.250	T20	109	—	—	—	—	S08250WPP	1,750	S08250WPB
#8	3	0.250	T20	91	—	—	—	—	S08300WPP	1,750	S08300WPB
#9	3 ½	0.250	T20	70	S09350WP1	S09350WP5	35	S09350FWP	—	1,500	S09350WPB
#9	4	0.250	T20	61	S09400WP1	S09400WP5	—	—	—	1,000	S09400WPB

1. 6-lobe bit replacements: T15 uses BIT15T-2-R2; T20 uses BIT20T-2-R2.

Exterior Screws

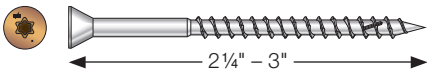
Deck-Drive™
DWP WOOD SS Screw (cont.)

Trim Head, Painted

- Painted heads blend with hardwood decking material

Type 316 Stainless Steel

Size	Length (in.)	Head Diameter* (in.)	Bit Size	350-Count Model No.	1,750-Count Model No.
#7	2¼	0.230	T15	T07225WJI	T07225WCI
#7	3	0.230	T15	T07300WJI	T07300WCI




Tan 03

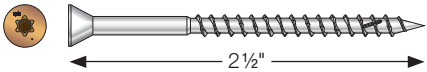
*6-lobe bit replacement: T15 uses BIT15T-2-R2. See p. 129 for more information.

Trim Head, Painted

- Painted heads blend with hardwood decking material

Type 305 Stainless Steel

Size	Length (in.)	Head Diameter* (in.)	Bit Size	350-Count Model No.	1,750-Count Model No.
#8	2½	0.250	T20	S08250WJI	S08250WCI




Tan 03

*6-lobe bit replacement: T20 uses BIT20T-2-R2. See p. 129 for more information.

Exterior Screws

Deck-Drive™ DSV WOOD Screw

Preservative-Treated Decking, Exterior Wood and Engineered Wood Applications

The Deck-Drive DSV Wood screw is a powerful, load-rated fastening solution for preservative-treated decking applications. With its underhead nibs and fast-start tip, the DSV is ideally suited to be driven and countersunk into today's wood deck boards. The shank is designed to withstand the swelling and shrinkage that is common with wood decking products. Available in hand-drive and in collated strips for use in our Quik Drive® auto-feed screw driving system, DSV screws are also offered in a variety of sizes to fasten fascia and trim.

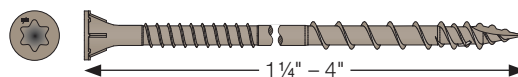
Features:

- #10 DSV Wood screws are load rated for shear, pull-through and withdrawal resistance
- Low-torque threads allow up to 35% more screws to be driven on a battery charge
- Rimmed flat head with nibs countersinks easily and provides a clean, finished appearance
- High-low tip threads with Type-17 point provides fast starts
- Optimized threads for dimensional lumber
- Quik Guard® coating provides corrosion resistance for exterior and certain preservative-treated wood applications as described by ICC-ES AC257, exposure conditions 1 and 3
- Color blends with wood decking
- T25 6-lobe driver bit included (replacement driver bit — BIT25T-2-R2)

For more information regarding driver bits for Simpson Strong-Tie fasteners, see p. 129.

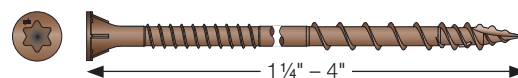
This screw is also available collated for the Quik Drive system. See p. 218 for details.

For Technical Data and Loads, see C-F-2023TECHSUP *Fastening Systems Technical Guide*, pp. 35, 45–46, 154–155, 176–177



Quik Guard Coating — Tan

Size	Length (in.)	Head Dia. (in.)	Approx. Count per Pound	1 lb. Model No.	5 lb. Model No.	350-Count Model No.	Retail Package		Mini-Bulk	
							Model No.	Count	Model No.	Count
#8	1 1/4	0.330	194	DSVT114R1LB	DSVT114R5LB	DSVT114R350	—	—	DSVT114MB	1,750
#8	1 5/8	0.330	159	DSVT158R1LB	DSVT158R5LB	DSVT158R350	DSVT158R160	160	DSVT158MB	1,750
#10	2	0.330	113	DSVT2R1LB	DSVT2R5LB	DSVT2R350	DSVT2R110	110	DSVT2MB	1,750
							DSVT2R330	330		
#10	2 1/2	0.330	91	DSVT212R1LB	DSVT212R5LB	DSVT212R350	DSVT212R80	80	DSVT212MB	1,750
							DSVT212R240	240		
#10	3	0.330	76	DSVT3R1LB	DSVT3R5LB	DSVT3R350	DSVT3R70	70	DSVT3MB	1,750
							DSVT3R210	210		
#10	3 1/2	0.330	66	DSVT312R1LB	DSVT312R5LB	DSVT312R350	DSVT312R60	60	DSVT312MB	1,000
#10	4	0.330	59	DSVT4R1LB	DSVT4R5LB	DSVT4R350	DSVT4R50	50	DSVT4MB	1,000



Quik Guard Coating — Red

Size	Length (in.)	Head Dia. (in.)	Approx. Count per Pound	1 lb. Model No.	5 lb. Model No.	350-Count Model No.	Mini-Bulk	
							Model No.	Count
#8	1 1/4	0.330	194	DSVR114R1LB	DSVR114R5LB	DSVR114R350	DSVR114MB	1,750
#8	1 5/8	0.330	159	DSVR158R1LB	DSVR158R5LB	DSVR158R350	DSVR158MB	1,750
#10	2	0.330	113	DSVR2R1LB	DSVR2R5LB	DSVR2R350	DSVR2MB	1,750
#10	2 1/2	0.330	91	DSVR212R1LB	DSVR212R5LB	DSVR212R350	DSVR212MB	1,750
#10	3	0.330	76	DSVR3R1LB	DSVR3R5LB	DSVR3R350	DSVR3MB	1,750
#10	3 1/2	0.330	66	DSVR312R1LB	DSVR312R5LB	DSVR312R350	DSVR312MB	1,000
#10	4	0.330	59	DSVR4R1LB	DSVR4R5LB	DSVR4R350	DSVR4MB	1,000

Exterior Screws

Deck-Drive™
DHPD HARDWOOD Screw

Hardwood Decking, Docks and Boardwalks

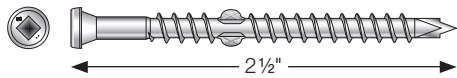
The Deck-Drive DHPD Hardwood screw is specially designed to penetrate the hardest wood and wood-based products with ease. With its unique paddle-style drill point, it virtually eliminates splitting without predrilling. The wings on the shank counterbore hard material, allowing the head to countersink easily for a clean, finished look. Available in Type 305 stainless steel for additional corrosion protection.

Features:

- Penetrate the hardest wood products without predrilling
- Compact head ensures a low-profile installation and reduced visibility
- Wings on the shank counterbore hard material and allow the head to countersink for a clean look
- Driver bit included in each package
- #2 square drive (replacement bit model BIT2S-2-R2, see p. 129 for more information)

For more information regarding driver bits for Simpson Strong-Tie fasteners, see p. 129.

This screw is also available collated for the Quik Drive® system. See p. 220 for details.



Type 305 Stainless Steel

Size	Length (in.)	Head Diameter (in.)	100-Count Model No.	350-Count Model No.	1,000-Count Model No.	1,750-Count Model No.
#10	2½	0.270	DHPDSS212R100	DHPDSS212R350	DHPDSS212R1000	DHPDSS212MB

Exterior Screws

Bugle-Head Wood Screw — 6-Lobe Drive

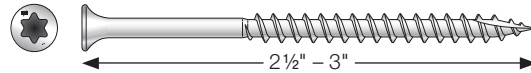
Common Applications:

- Fasten all types of wood decking including cedar, redwood, preservative-treated and engineered wood products

Features:

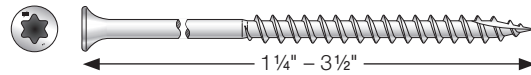
- Available in Types 316 and 305 stainless steel
- Type-17 point for fast starts
- Coarse threads on approximately $\frac{2}{3}$ of the shank draw the decking and other material tightly to the framing
- 6-lobe drive results in easier driving and longer bit life
- 350-count packs contain enough screws to fasten 100 sq. ft. of decking (6" nominal-width boards installed on 16" o.c. joists)
- Choose Type 316 for seaside applications and superior corrosion resistance
- Driver bit included in each package
- Predrilling recommended near board ends to prevent splitting
- #6 screws: T15 6-lobe drive (replacement bit model BIT15T-2-R2)
- #8 screws: T20 6-lobe drive (replacement bit model BIT20T-2-R2)
- #10 screws: T25 6-lobe drive (replacement bit model BIT25T-2-R2)

For more information regarding driver bits for Simpson Strong-Tie fasteners, see p. 129.



Type 316 Stainless Steel

Size	Length (in.)	Head Diameter (in.)	Approx. Count per lb.	1 lb. Model No.	5 lb. Model No.	350-Count Model No.	Bulk Bucket	
							Count	Model No.
#10	2½	0.340	82	T10250DT1	T10250DT5	—	2,000	T10250DTB
#10	3	0.340	68	T10300DT1	T10300DT5	—	1,500	T10300DTB



Type 305 Stainless Steel

Size	Length (in.)	Head Diameter (in.)	Approx. Count per lb.	1 lb. Model No.	5 lb. Model No.	350-Count Model No.	Bulk Bucket	
							Count	Model No.
#6	1¼	0.340	243	S06125DT1	S06125DT5	—	5,000	S06125DTB
#8	1½	0.340	150	S08162DT1	S08162DT5	—	4,000	S08162DTB
#8	2	0.340	128	S08200DT1	S08200DT5	—	3,000	S08200DTB
#10	2½	0.340	82	S10250DT1	S10250DT5	S10C250DTP	2,000	S10250DTB
#10	3	0.340	68	S10300DT1	S10300DT5	S10C300DTP	1,500	S10300DTB
#10	3½	0.340	56	S10350DT1	S10350DT5	—	1,000	S10350DTB

Exterior Screws

Bugle-Head Wood Screw — Square Drive

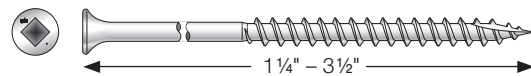
Common Applications:

- Fasten all types of wood decking including cedar, redwood, preservative-treated and engineered wood products

Features:

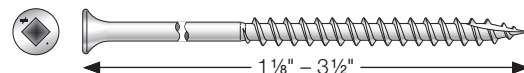
- Available in Types 316 and 305 stainless steel
- Type-17 point for fast starts
- Coarse threads approximately $\frac{2}{3}$ up the shank draw the decking and other material tightly to the substrate
- 350-count packs contain enough screws to fasten 100 sq. ft. of decking (6" nominal-width boards installed on 16" o.c. joists)
- Choose Type 316 stainless steel for seaside applications and superior corrosion resistance
- Driver bit included in each package
- Predrilling recommended near board ends to prevent splitting
- #8 and #10 screws: #2 square drive (replacement bit model BIT2S-2-R2)

For more information regarding driver bits for Simpson Strong-Tie fasteners, see p. 129.



Type 316 Stainless Steel

Size	Length (in.)	Head Diameter (in.)	Approx. Count per lb.	1 lb. Model No.	5 lb. Model No.	Bulk Bucket	
						Count	Model No.
#8	1 1/4	0.340	185	T08125DB1	—	—	—
#8	1 5/8	0.340	150	T08162DB1	T08162DB5	4,000	T08162DBB
#8	2	0.340	128	T08200DB1	T08200DB5	3,000	T08200DBB
#10	2 1/2	0.340	82	T10250DB1	T10250DB5	2,000	T10250DBB
#10	3	0.340	68	T10300DB1	T10300DB5	1,500	T10300DBB
#10	3 1/2	0.340	56	T10350DB1	T10350DB5	1,000	—



Type 305 Stainless Steel

Size	Length (in.)	Head Diameter (in.)	Approx. Count per lb.	1 lb. Model No.	5 lb. Model No.	Bulk Bucket	
						Count	Model No.
#8	1 5/8	0.340	226	—	—	5,000	S08112DBB
#8	1 1/4	0.340	185	—	—	5,000	S08125DBB
#8	1 5/8	0.340	150	S08162DB1	S08162DB5	4,000	S08162DBB
#8	2	0.340	128	S08200DB1	S08200DB5	3,000	S08200DBB
#8	2 1/2	0.340	102	—	—	2,000	S08250DBB
#10	1 1/4	0.340	153	—	—	4,000	S10125DBB
#10	1 1/2	0.340	134	—	—	3,500	S10150DBB
#10	1 3/4	0.340	115	—	—	3,000	S10175DBB
#10	2	0.340	96	—	—	2,500	S10200DBB
#10	2 1/2	0.340	82	S10250DB1	S10250DB5	2,000	S10250DBB
#10	3	0.340	68	S10300DB1	S10300DB5	1,500	S10300DBB
#10	3 1/2	0.340	56	S10350DB1	S10350DB5	1,000	S10350DBB

Exterior Screws

Trim-Head Screw — Square Drive

Common Applications:

- Fasten wood decking and some decking materials

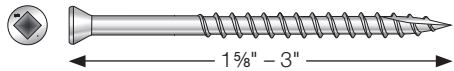
Features:

- Trim-style head is less noticeable on the decking surface
- Type-17 point for fast starts
- Coarse threads on approximately $\frac{2}{3}$ of the shank draw the decking and other material tightly to the framing
- Driver bit included in each package
- 350-count packs contain enough screws to fasten 100 sq. ft. of decking (6" nominal-width boards installed on 16" o.c. joists)
- Choose Type 316 stainless steel for seaside applications and superior corrosion resistance
- Predrilling recommended near board ends to prevent splitting
- Replacement bit part number: BIT1S-2-R2

For more information regarding driver bits for Simpson Strong-Tie fasteners, see p. 129.

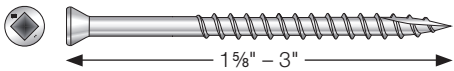
Type 316 Stainless Steel

Size	Length (in.)	Head Diameter (in.)	Approx. Count per lb.	1 lb. Model No.	5 lb. Model No.	Bulk Bucket	
						Count	Model No.
#7	1½	0.230	195	T07162FB1	T07162FB5	4,000	T07162FBB
#7	2¼	0.230	138	T07225FB1	T07225FB5	3,000	T07225FBB
#7	3	0.230	98	T07300FB1	T07300FB5	2,000	T07300FBB



Type 305 Stainless Steel

Size	Length (in.)	Head Diameter (in.)	Approx. Count per lb.	1 lb. Model No.	5 lb. Model No.	Clamshell		350-Count Model No.	Bulk Bucket	
						Count	Model No.		Count	Model No.
#7	1½	0.230	195	S07162FB1	S07162FB5	135	S07C162FBP	S07C162PAK	4,000	S07162FBB
#7	2¼	0.230	138	S07225FB1	S07225FB5	100	S07C225FBP	S07C225PAK	3,000	S07225FBB
#7	3	0.230	98	S07300FB1	S07300FB5	60	S07C300FBP	S07C300PAK	2,000	S07300FBB



Exterior Screws

Trim-Head Screw — 6-Lobe Drive

Common Applications:

- Fasten wood decking and some PVC decking materials

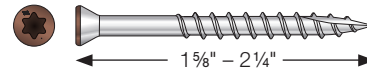
Features:

- Trim-style head is less noticeable on the decking surface
- Type-17 point for fast starts
- Coarse threads on approximately $\frac{2}{3}$ of the shank draw the decking and other material tightly to the framing
- 6-lobe drive provides drive control and long bit life
- 350-count packs contain enough screws to fasten 100 sq. ft. of decking (6" nominal-width boards installed on 16" o.c. joists)
- Choose Type 316 for seaside applications and superior corrosion resistance
- Predrilling recommended near board ends to prevent splitting
- T15 6-lobe drive (replacement bit model BIT15T-2-R2)

For more information regarding driver bits for Simpson Strong-Tie fasteners, see p. 129.

Painted

- Heads painted for a concealed appearance
- See pp. 24–25 for Color Reference Chart for Decking Manufacturers



Type 316 Stainless Steel — 6-Lobe Drive

Size x Length (in.)	Head Dia. (in.)	Head Color	Approx. Count per lb.	Clamshell (70 ct.)	1 lb. Model No.	5 lb. Model No.	350-Count Model No.	1,750-Count Model No.
#7 x 1 5/8"	0.230	Black	195	T07162FT70BK	—	—	—	—
#7 x 1 5/8"	0.230	Brown 01	195	T07162FT70BR01	—	—	T07162FTPBR01	—
#7 x 1 5/8"	0.230	Gray	195	T07162FT70GR	—	—	T07162FTPGR	—
#7 x 1 5/8"	0.230	Gray 01	195	T07162FT70GR01	—	—	T07162FTPGR01	—
#7 x 1 5/8"	0.230	Tan	195	T07162FT70TN	—	—	T07162FTPTN	—
#7 x 1 5/8"	0.230	Tan 02	195	T07162FT70TN02	—	—	T07162FTPTN02	—
#7 x 1 5/8"	0.230	Tan 03	195	T07162FT70TN03	—	—	T07162FTPTN03	—
#7 x 1 5/8"	0.230	White	195	T07162FT70WH01	T07162FT1WH01	T07162FT5WH01	T07162FTPWH01	—
#7 x 2 1/4"	0.230	Black	138	T07225FT70BK	—	—	—	—
#7 x 2 1/4"	0.230	Brown 01	138	T07225FT70BR01	—	—	T07225FTPBR01	T07225FTBBR01
#7 x 2 1/4"	0.230	Brown 05	138	T07225FT70BR05	—	—	T07225FTPBR05	T07225FTBBR05
#7 x 2 1/4"	0.230	Gray	138	T07225FT70GR	—	—	T07225FTPGR	T07225FTBGR
#7 x 2 1/4"	0.230	Gray 01	138	T07225FT70GR01	—	—	T07225FTPGR01	T07225FTBGR01
#7 x 2 1/4"	0.230	Gray 03	138	T07225FT70GR03	—	—	T07225FTPGR03	T07225FTBGR03
#7 x 2 1/4"	0.230	Gray 04	138	T07225FT70GR04	—	—	T07225FTPGR04	T07225FTBGR04
#7 x 2 1/4"	0.230	Red 01	138	T07225FT70RD01	—	—	T07225FTPRD01	T07225FTBRD01
#7 x 2 1/4"	0.230	Tan	138	T07225FT70TN	—	—	T07225FTPTN	T07225FTBTN
#7 x 2 1/4"	0.230	Tan 01	138	T07225FT70TN01	—	—	T07225FTPTN01	T07225FTBTN01
#7 x 2 1/4"	0.230	Tan 02	138	T07225FT70TN02	—	—	T07225FTPTN02	T07225FTBTN02
#7 x 2 1/4"	0.230	Tan 03	138	T07225FT70TN03	—	—	T07225FTPTN03	T07225FTBTN03
#7 x 2 1/4"	0.230	Tan 04	138	T07225FT70TN04	—	—	T07225FTPTN04	T07225FTBTN04
#7 x 2 1/4"	0.230	White	138	T07225FT70WH01	T07225FT1WH01	T07225FT5WH01	T07225FTPWH01	T07225FTBWH01

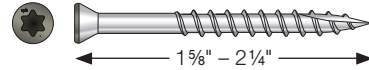


Exterior Screws

Trim-Head Screw — 6-Lobe Drive (cont.)

Painted

- Heads painted for a concealed appearance
- See pp. 24–25 for Color Reference Chart for Decking Manufacturers



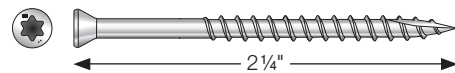
Type 305 Stainless Steel — 6-Lobe Drive

Size x Length (in.)	Head Dia. (in.)	Head Color	Approx. Count per lb.	Clamshell (70 ct.)	1 lb. Model No.	5 lb. Model No.	Deck Pack (350 ct.)	Contractor Pack (1,750 ct.)
#7 x 1 5/8	0.230	White	195	S07162FT70WH01	S07162FT1WH01	S07162FT5WH01	S07162FTPWH01	S07162FTBWH01
#7 x 2 1/4	0.230	Black	138	—	—	—	S07225FTPBK	S07225FTBBK
#7 x 2 1/4	0.230	Brown 01	138	—	—	—	S07225FTPBR01	S07225FTBBR01
#7 x 2 1/4	0.230	Brown 05	138	—	—	—	S07225FTPBR05	S07225FTBBR05
#7 x 2 1/4	0.230	Gray	138	—	—	—	S07225FTPGR	S07225FTBGR
#7 x 2 1/4	0.230	Gray 01	138	—	—	—	S07225FTPGR01	S07225FTBGR01
#7 x 2 1/4	0.230	Gray 03	138	—	—	—	S07225FTPGR03	S07225FTBGR03
#7 x 2 1/4	0.230	Gray 04	138	—	—	—	S07225FTPGR04	S07225FTBGR04
#7 x 2 1/4	0.230	Red 01	138	—	—	—	S07225FTPRD01	S07225FTBRD01
#7 x 2 1/4	0.230	Tan	138	—	—	—	S07225FTPTN	S07225FTBTN
#7 x 2 1/4	0.230	Tan 01	138	—	—	—	S07225FTPTN01	S07225FTBTN01
#7 x 2 1/4	0.230	Tan 02	138	—	—	—	S07225FTPTN02	S07225FTBTN02
#7 x 2 1/4	0.230	Tan 03	138	—	—	—	S07225FTPTN03	S07225FTBTN03
#7 x 2 1/4	0.230	Tan 04	138	—	—	—	S07225FTPTN04	S07225FTBTN04
#7 x 2 1/4	0.230	White	138	S07225FT70WH01	S07225FT1WH01	S07225FT5WH01	S07225FTPWH01	S07225FTBWH01



Unpainted

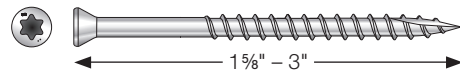
Type 316 Stainless Steel



Size	Length (in.)	Head Diameter (in.)	Approx. Count per lb.	1 lb. Model No.	5 lb. Model No.	350-Count Model No.	Bulk Bucket	
							Count	Model No.
#7	2 1/4	0.230	138	—	—	—	3,000	T07225FTB

Unpainted

Type 305 Stainless Steel



Size	Length (in.)	Head Diameter (in.)	Approx. Count per lb.	1 lb. Model No.	5 lb. Model No.	Bulk Bucket	
						Count	Model No.
#7	1 5/8	0.230	195	S07162FT1	S07162FT5	4,000	S07162FTB
#7	2 1/4	0.230	138	S07225FT1	S07225FT5	3,000	S07225FTB
#7	3	0.230	98	S07300FT1	S07300FT5	2,000	S07300FTB

Exterior Screws

Wafer-Head Construction Screw

Cabinet Assembly and Installation; Multipurpose Wood-to-Wood Connections

The Wafer-Head Construction screw (CBT) is a versatile, multi-purpose fastening solution for a variety of interior or exterior applications, such as cabinet installation and wood-to-wood applications where high pull-through capacity is required. With its low torque threads and fast-start point, the CBT screw drives effortlessly and is ideally suited to drive into wood or engineered wood materials. Available in convenient quantities, CBT screws are offered in select sizes for fastening a variety of projects.

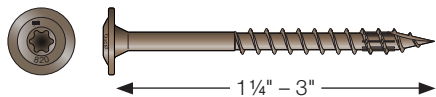
Features:

- Quik Guard® coating for interior or exterior use
- 6-lobe recess for secure driving
- SawTooth® point technology for fast starts and easy driving
- Wafer head provides high pull-through resistance
- Bit replacement: BIT20T-2-R2

For more information regarding driver bits for Simpson Strong-Tie fasteners, see p. 129.

For Technical Data and Loads, see C-F-2023TECHSUP Fastening Systems Technical Guide, p. 33

US Patent: 9,523,383



Quik Guard Coating

Size	Length (in.)	Drive Type	Retail Pack		Contractor Pack		Mini-Bulk	
			Quantity	Model No.	Quantity	Model No.	Quantity	Model No.
#8	1 ¼	T20	100	CBT08114R100	300	CBT08114R300	5,000	CBT08114MB
#8	1 ½	T20	100	CBT08112R100	300	CBT08112R300	4,000	CBT08112MB
#8	2	T20	100	CBT08200R100	300	CBT08200R300	3,000	CBT08200MB
#8	2 ½	T20	60	CBT08212R60	200	CBT08212R200	1,750	CBT08212MB
#8	3	T20	50	CBT08300R50	200	CBT08300R200	1,500	CBT08300MB

Retail pack master carton quantity: 5; contractor pack master carton size: 6.

Exterior Screws

Finish Trim Screw

Multipurpose Screw for Trim, Cladding, Fascia and Other Wood-to-Wood Fastening

The Finish Trim (FT) screw is a versatile, multipurpose fastening solution for a variety of interior applications, such as the installation of trim, cladding and fascia. With its low-torque threads and fast-start point, the FT screw drives effortlessly and is ideally suited to be countersunk into sawn lumber or engineered wood materials. Its mini trim head provides minimal screw head visibility. Available in convenient quantities, FT screws are offered in select sizes for fastening a variety of projects.

Features:

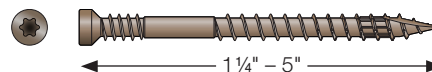
- Choice of Quik Guard® or 316 stainless steel for severe-corrosion resistance
- 6-lobe recess for secure driving
- SawTooth® point technology for fast starts and easy driving
- Small, easily-concealed head for a professional finish
- Underhead threads provide cleaner countersink and pull side member down tight
- T10 6-lobe driver bit included with #7 sizes (replacement driver bit BIT10T-2-R2); T15 6-lobe driver bit included with #9 sizes (replacement driver bit BIT15T-2-R2)

For more information regarding driver bits for Simpson Strong-Tie fasteners, see p. 129.

For Technical Data and Loads, see C-F-2023TECHSUP *Fastening Systems*

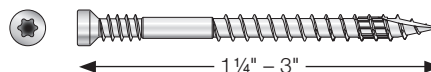
Technical Guide, p. 34

US Patent: 9,523,353



Quik Guard Coating

Size	Length (in.)	Drive Type	Material Color	Retail Pack		Contractor Pack		Mini-Bulk	
				Quantity	Model No.	Quantity	Model No.	Quantity	Model No.
#7	1 ¼	T10	Tan	100	FT07114R100	500	FT07114R500	—	—
#7	1 ½	T10	Tan	100	FT07112R100	500	FT07112R500	4,000	FT07112MB
#7	2	T10	Tan	100	FT07200R100	450	FT07200R450	4,000	FT07200MB
#7	2 ½	T10	Tan	100	FT07212R100	400	FT07212R400	1,750	FT07212MB
#7	3	T10	Tan	100	FT07300R100	300	FT07300R300	1,750	FT07300MB
#9	4	T15	Tan	50	FT09400R50	—	—	1,000	FT09400MB
#9	5	T15	Tan	50	FT09500R50	—	—	500	FT09500MB
#7	2	T10	White	100	FT07200R100W	450	FT07200R450W	—	—
#7	2 ½	T10	White	100	FT07212R100W	400	FT07212R400W	—	—
#7	3	T10	White	100	FT07300R100W	300	FT07300R300W	—	—



Type 316 Stainless Steel

Size	Length (in.)	Drive Type	Retail Pack		Contractor Pack	
			Quantity	Model No.	Quantity	Model No.
#7	1 ¼	T10	100	FT07114T100	500	FT07114T500
#7	1 ½	T10	100	FT07112T100	500	FT07112T500
#7	2	T10	100	FT07200T100	450	FT07200T450
#7	2 ½	T10	100	FT07212T100	400	FT07212T400
#7	3	T10	100	FT07300T100	300	FT07300T300

Exterior Screws

PVC Trim-Board Screw

PVC Trim and Fascia Applications

The PVC Trim-Board screw is a special-purpose fastener engineered for easy installations of exterior PVC trim onto wood. The fastener's triple-thread design allows for low-torque driving and increased holding power. The box-shaped cutter head bores through PVC materials, stripping away excess during countersinking, while the flat-washer underhead provides for less board pull-through and a clean, flush finish.

The PVC Trim-Board screw is available in a white exterior-grade coating that provides medium-level corrosion resistance, making it ideal for outdoor applications where the fastener blends into popular white PVC trim.

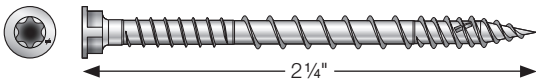
Features:

- Unique box-shaped cutter head
- Triple-thread design for low-torque driving and holding boards securely
 - Optimized-thread pattern draws members together tightly
 - Low-torque threads for easy driving
 - High-low threaded tip for fast starts
- 6-lobe drive provides secure engagement with the screw for easy installations and longer bit life — T20 bit included
- White exterior-grade coating blends with popular white trim boards
- T20 6-lobe drive (replacement bit model BIT20T-2-R2)

For more information regarding driver bits for Simpson Strong-Tie fasteners, see p. 129.

Simpson Strong-Tie internal test results indicate that the PVC Trim-Board screw provides higher pull-through resistance than other trim-head screws.

US Patent: 10,480,559



White Exterior-Grade Coating

Size	Length (in.)	Point Type	Model No.	Quantity
#8	2 1/4	High-low thread	TSV214R70WH01	70

Exterior Screws

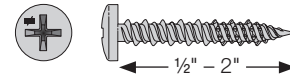
Marine Screw — Pan Head

Common Applications:

- Designed to fasten securely in fiberglass, plywood and wood-substitute materials in applications exposed to severe marine or many chemically-caustic conditions. Ideal for applying trim, rub rail and molding to fiberglass boat hulls.

Features:

- Specially engineered, high/low thread form incorporates indentations ("teeth") that cut easily and quickly through high-density materials
- Extra-sharp points speed screw starts during assembly
- Screws up to 1" in length are fully threaded; screws more than 1" long are threaded $\frac{2}{3}$ of the shank length
- #2 Phillips drive (sizes #6, #8, #10)
- #3 Phillips drive (sizes #12)



Type 316 Stainless Steel

Size	Length (in.)	Head Diameter (in.)	Retail Clamshell		100-Count Model No.	1,000-Count Model No.
			Count	Model No.		
#6	1/2	0.260	25	T06J050PX-RP25	T06J050PXC	T06J050PXM
#6	3/4	0.260	25	T06J075PX-RP25	T06J075PXC	T06J075PXM
#8	3/4	0.310	—	—	T08J075PXC	T08J075PXM
#10	3/4	0.365	—	—	T10J075PXC	T10J075PXM
#8	1	0.310	20	T08J100PX-RP20	T08J100PXC	T08J100PXM
#10	1	0.365	—	—	T10J100PXC	T10J100PXM
#12	1	0.415	—	—	T12J100PXC	T12J100PXM
#8	1 1/4	0.310	15	T08J125PX-RP15	T08J125PXC	T08J125PXM
#10	1 1/4	0.365	—	—	T10J125PXC	T10J125PXM
#8	1 1/2	0.310	—	—	T08J150PXC	T08J150PXM
#10	1 1/2	0.365	—	—	T10J150PXC	T10J150PXM
#12	1 1/2	0.415	8	T12J150PX-RP8	T12J150PXC	T12J150PXM
#12	2	0.415	6	T12J200PX-RP6	T12J200PXC	T12J200PXM

Exterior Screws

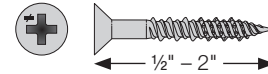
Marine Screw — Flat Head

Common Applications:

- Designed to fasten securely in fiberglass, plywood and wood-substitute materials in applications exposed to severe marine or many chemically-caustic conditions. Ideal for applying trim, rub rail and molding to fiberglass boat hulls.

Features:

- Specially engineered, high/low thread form incorporates indentations ("teeth") that cut easily and quickly through high-density materials
- Extra-sharp points speed screw starts during assembly
- Screws up to 1" in length are fully threaded; screws more than 1" long are threaded $\frac{3}{4}$ of the shank length
- #2 Phillips drive



Type 316 Stainless Steel

Size	Length (in.)	Head Diameter (in.)	Retail Clamshell		100-Count Model No.	1,000-Count Model No.
			Count	Model No.		
#6	1/2	0.250	25	T06J050FX-RP25	T06J050FXC	—
#6	3/4	0.250	25	T06J075FX-RP25	T06J075FXC	T06J075FXM
#8	3/4	0.300	—	—	T08J075FXC	T08J075FXM
#6	1	0.250	—	—	T06J100FXC	T06J100FXM
#8	1	0.300	20	T08J100FX-RP20	T08J100FXC	T08J100FXM
#10	1	0.345	—	—	T10J100FXC	T10J100FXM
#8	1 1/4	0.300	15	T08J125FX-RP15	T08J125FXC	T08J125FXM
#8	1 1/2	0.300	—	—	T08J150FXC	T08J150FXM
#10	1 1/2	0.345	8	T10J150FX-RP8	T10J150FXC	T10J150FXM
#10	2	0.345	6	T10J200FX-RP6	T10J200FXC	T10J200FXM

Exterior Screws

EB-TY® Premium Hidden Deck-Fastening System™

The EB-TY Premium Hidden Deck-Fastening System is the ideal solution that blends strength with ease of installation in a fastener that won't detract from the deck's finished appearance. Simpson Strong-Tie has redesigned the award-winning EB-TY Hidden Deck-Fastening System by integrating a Type 300 series stainless-steel reinforcing plate that adds stiffness to hold boards in place securely, yet maintains flexibility when seasonal contraction and expansion occur. Combine this innovative new design with our EB-GUIDE predrilling tool, and you have a system that provides hidden strength and is also easy to install.

Metal Reinforcement

- Provides holding and pullover resistance
- Type 300 series stainless-steel plate ensures lasting durability in demanding environments
- Prevents over-driving of the screw, helping to ensure consistent, quality installations

Angled-Screw Attachment

- Ensures direct attachment of the board to the joist
- Keeps the board from "walking" or sliding
- Allows tighter spacing

Covers the Joist

- Protection from direct exposure to sun and rain
- Visually more appealing after installation

US Patents: 7,578,105; 10,537,942; 10,309,099; 10,286,458; 10,113,306

For more information and access to the EB-TY Premium instructional video, visit strongtie.com/ebtypremium.



Exterior Screws

EB-TY® Premium Hidden Deck Fasteners™

Size x Length (in.)	Screw Material (Trim Head)	EB-TY Premium Quantity	Screw Quantity	Ipê Plug Quantity	Model No.
3/32" Board Spacing — use for 3/4" to 1 1/2" air-dried decking					
#7 x 2 1/4	Type 305	100	115	6	EB332WDR100
#7 x 2 1/4	Type 305	175	190	20	EB332WDR175
#7 x 2 1/4	Type 305	275	300	20	EB332WDR275
#7 x 2 1/4	Type 316	175	190	20	EB332WD316R175
#7 x 2 1/4	Type 316	275	300	20	EB332WD316R275
#7 x 1 5/8	Type 316	175	190	20	EB332WP316R175
#7 x 2 1/4	Type 316	875	900	36	EB332WD316R875
3/16" Board Spacing — use for 3/4" to 1 1/2" kiln-dried decking					
#7 x 2 1/4	Type 305	100	115	6	EB316WDR100
#7 x 2 1/4	Type 305	175	190	20	EB316WDR175
#7 x 2 1/4	Type 305	275	300	20	EB316WDR275
#7 x 2 1/4	Type 316	175	190	20	EB316WD316R175
#7 x 2 1/4	Type 316	275	300	20	EB316WD316R275
#7 x 1 5/8	Type 316	175	190	20	EB316WP316R175
1/4" Board Spacing — use for 3/4" to 1 1/2" kiln-dried decking					
#7 x 2 1/4	Type 305	100	115	6	EB14WDR100
#7 x 2 1/4	Type 305	175	190	20	EB14WDR175
#7 x 2 1/4	Type 305	275	300	20	EB14WDR275
#7 x 2 1/4	Type 316	175	190	20	EB14WD316R175
#7 x 2 1/4	Type 316	275	300	20	EB14WD316R275
#7 x 1 5/8	Type 316	175	190	20	EB14WP316R175



EB332W Series



EB316W Series



EB14W Series

- EB332WP, EB14WP, EB316WP series with 1 5/8" screws are designed for roof decks installed on 1" sleepers.
- Model numbers corresponding to kits with 100 and 175 count EB-TY Premium include one drill bit, T15 driver bit and EB-GUIDE tool. Quantities of 275 and 875 count come with two drill bits, driver bits and EB-GUIDE tools.
- Kiln-dried decking has a moisture content of generally 19% or less. Air-dried decking is generally greater than 19% moisture content.

EB-TY for Composite Decking¹

Size x Length (in.)	Screw Material	EB-TY Quantity	Screw Quantity	Model No.
#7 x 2 1/4	Type 305	175	190	175-EBTYP
#7 x 2 1/4	Type 316	175	190	175-EB TT



EB-TY for Composite

- The 175-EBTYP and 175-EB TT are original-version EB-TY products (w/o steel reinforcement plate) and come with (10 ct.) #10 x 2 3/4" DCU Composite screws for fastening starter boards.

Replacement Parts

Description	Quantity	Model No.
#7 x 2 1/4" Trim-Head Screw, Type 316	20	T07225FT20BK
Replacement T15 6-Lobe Driver Bit	3	BIT15T-2-R2
1/8" Quick-Release Wood Drill Bit	3	WDB18QR3-R3
Ipê Wood Plug 3/8"	100	WDPLUG-100
EB-GUIDE Predrill Tool	1	EB-GUIDE

Ipê Wood Plugs

Features

- Made of high-quality Ipê and tapered for ease of use
- For use on decks using the EB-TY system (first boards, aprons, etc.); also stairs and railings

Plug Diameter (in.)	Plug Length (in.)	Count Quantity	Model No.
3/8	7/16	100	WDPLUG-100
3/8	7/16	1,000	WDPLUG1M



Composite Decking Screws

Deck-Drive™ DCU COMPOSITE Screw

Fastening Composite Decking Boards

The Deck-Drive DCU Composite screw is engineered to provide beautiful fastening results for all types of composite decking while also offering greater ease of installation, a clean finish and superb corrosion resistance. The Deck-Drive DCU is the go-to-screw for all your composite decking applications, eliminating the need to mix and match screws to the decking.

Deck-Drive DCU Composite decking screws are available in carbon steel with our Quik Guard® coating. For superior corrosion resistance in marine or high-exposure environments, choose the appropriate stainless-steel DCU screw (Type 305 or Type 316). DCU screws provide a clean finish because of their special head design and are available in 11 colors, matched to blend with most major decking manufacturers. These are bulk screws, also available collated for the Quik Drive® auto-feed screw driving system.

The 2" Deck-Drive DCU Composite screws are designed to be the fastener of choice for PVC and composite decking, trim and cladding, including composite decking and cladding products, wood/plastic composites, encapsulated wood/plastic composites and HDPE (high-density polyethylene). In addition, the DCU SS screw is the ideal solution for PVC decking.

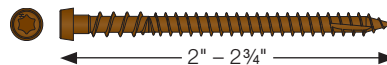
Features:

- Available in carbon steel, as well as Type 305 and Type 316 stainless steel for high to severe levels of corrosion resistance
- Tri-lobe thread design reduces damage to the composite board while driving
- Inverted upper threads clear excess material to ensure the screw has a clean finish.
- Unique cut point penetrates composite-decking with ease for faster starts
- Cap-head prevents mushrooming and material from rising up above the deck for a smoother, clean-looking installation
- The 2¾" length is an approved fastener by Trex® for Trex composite decking
- The 2¾" length is also available collated for the Quik Drive system; see pp. 226–227 for details
- Refer to pp. 24–25 for color matching information
- Replacement bit part number: BIT20T-2-R2
- Compatible with color-matching DCU Screw Plugs. Refer to pp. 92–93 for DCU Screw Plug information.

For Technical Data and Loads, see C-F-2023TECHSUP *Fastening Systems Technical Guide*, p. 156

For more information regarding driver bits for Simpson Strong-Tie fasteners, see p. 129.

Carbon Steel, Quik Guard Coating



Size	Length (in.)	Color	Clamshell (70 ct.)	Deck Pack (350 ct.) ¹	Contractor Bucket (1,750 ct.) ²
#10	2	Gray	DCU2GRR70	DCU2GRR350	—
#10	2¾	Tan	DCU234TNR70	DCU234TNR350	DCU234TNMB
#10	2¾	Tan 01	DCU234TN01R70	DCU234TN01R350	DCU234TN01MB
#10	2¾	Tan 02	DCU234TN02R70	DCU234TN02R350	DCU234TN02MB
#10	2¾	Tan 03	DCU234TN03R70	DCU234TN03R350	DCU234TN03MB
#10	2¾	Gray	DCU234GRR70	DCU234GRR350	DCU234GRMB
#10	2¾	Gray 01	DCU234GR01R70	DCU234GR01R350	DCU234GR01MB
#10	2¾	Gray 04	DCU234GR04R70	DCU234GR04R350	DCU234GR04MB
#10	2¾	Brown 01	DCU234BR01R70	DCU234BR01R350	DCU234BR01MB
#10	2¾	Brown 05	DCU234BR05R70	DCU234BR05R350	DCU234BR05MB
#10	2¾	Red	DCU234RDR70	DCU234RDR350	DCU234RDMB
#10	2¾	Red 01	DCU234RD01R70	DCU234RD01R350	DCU234RD01MB



1. 350 screws install approx. 100 sq. ft. of decking with framing at 16" on-center spacing.

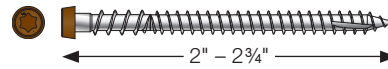
2. 1,750 screws install approx. 500 sq. ft. of decking with framing at 16" on-center spacing.

Composite Decking Screws

Deck-Drive™ DCU COMPOSITE Screw (cont.)

Painted head

Type 316 Stainless Steel

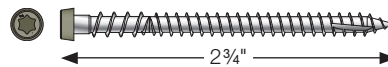


Size	Length (in.)	Head Color	Clamshell (70 ct.)	Deck Pack (350 ct.) ¹	Contractor Bucket (1,750 ct.) ²
#10	2	—	DCU2C316	DCU2P316	—
#10	2 3/4	—	DCU234C316	DCU234P316	DCU234MB316
#10	2 3/4	Tan	DCU234C316TN	DCU234P316TN	DCU234MB316TN
#10	2 3/4	Tan 01	DCU234C316TN01	DCU234P316TN01	DCU234MB316TN01
#10	2 3/4	Tan 02	DCU234C316TN02	DCU234P316TN02	DCU234MB316TN02
#10	2 3/4	Tan 03	DCU234C316TN03	DCU234P316TN03	DCU234MB316TN03
#10	2 3/4	Gray	DCU234C316GR	DCU234P316GR	DCU234MB316GR
#10	2 3/4	Gray 01	DCU234C316GR01	DCU234P316GR01	DCU234MB316GR01
#10	2 3/4	Gray 04	DCU234C316GR04	DCU234P316GR04	DCU234MB316GR04
#10	2 3/4	Brown 01	DCU234C316BR01	DCU234P316BR01	DCU234MB316BR01
#10	2 3/4	Brown 05	DCU234C316BR05	DCU234P316BR05	DCU234MB316BR05
#10	2 3/4	Red	DCU234C316RD	DCU234P316RD	DCU234MB316RD
#10	2 3/4	Red 01	DCU234C316RD01	DCU234P316RD01	DCU234MB316RD01



See footnotes below.

Type 305 Stainless Steel



Size	Length (in.)	Head Color	Clamshell (70 ct.)	Deck Pack (350 ct.) ¹	Contractor Bucket (1,750 ct.) ²
#10	2 3/4	—	DCU234C305	DCU234P305	DCU234MB305
#10	2 3/4	Tan	—	DCU234P305TN	DCU234MB305TN
#10	2 3/4	Tan 01	—	DCU234P305TN01	DCU234MB305TN01
#10	2 3/4	Tan 02	—	DCU234P305TN02	DCU234MB305TN02
#10	2 3/4	Tan 03	—	DCU234P305TN03	DCU234MB305TN03
#10	2 3/4	Gray	—	DCU234P305GR	DCU234MB305GR
#10	2 3/4	Gray 01	—	DCU234P305GR01	DCU234MB305GR01
#10	2 3/4	Gray 04	—	DCU234P305GR04	DCU234MB305GR04
#10	2 3/4	Brown 01	—	DCU234P305BR01	DCU234MB305BR01
#10	2 3/4	Brown 05	—	DCU234P305BR05	DCU234MB305BR05
#10	2 3/4	Red	—	DCU234P305RD	DCU234MB305RD
#10	2 3/4	Red 01	—	DCU234P305RD01	DCU234MB305RD01



1. 350 screws install approx. 100 sq. ft. of decking with framing at 16" on-center spacing.

2. 1,750 screws install approx. 500 sq. ft. of decking with framing at 16" on-center spacing.

Composite Decking Screws

Deck-Drive™ DCU Screw Plug Solution

For PVC and Composite Decks and Trim Boards

The Deck-Drive DCU Screw Plug Solution is a complete hidden deck-fastening system designed for use with our premium DCU Composite screws, and is comprised of DCU Screw Plugs and the auto-set driver bit (each sold separately). The DCU Screw Plugs are made from materials by major composite and PVC board manufacturers to match your deck and trim boards. No more visible screw heads — a clean, professional finish. Fully compatible with hand-drive and Quik Drive® auto-feed screw driving system installations.


Features

- Tapered for easy insertion
- Made from original deck and trim materials for an exact match and resistance to weathering
- For use only with Simpson Strong-Tie Deck-Drive DCU Composite screws

Auto-Set Driver™ Bit

- Perfect for hand-driving Deck-Drive DCU Composite fasteners
- Non-abrasive depth stop to minimize marring the board surface and control drive depth
- T20 6-lobe driver bit for hand driving (model BITTX20-PL) provides secure bit engagement
- When using a Quik Drive system, use the Quik Drive T20 Auto-Set Driver bit (model QRTXPL) with depth set to maximum

For more information regarding driver bits for Simpson Strong-Tie fasteners, see p. 129.



DCU Screw Plugs for Composite Decks

Material	Retail Pack 20 Sq. Ft.		Contractor Pack 100 Sq. Ft.		Master Carton Quantity	Texture
	Model No.	Quantity	Model No.	Quantity		
Trex® – Fire Pit	TRX20FP	75	TRX100FP	375	5	Woodgrain
Trex – Gravel Path	TRX20GP	75	TRX100GP	375	5	Woodgrain
Trex – Havana Gold	TRX20HG	75	TRX100HG	375	5	Woodgrain
Trex – Island Mist	TRX20IM	75	TRX100IM	375	5	Woodgrain
Trex – Lava Rock	TRX20LR	75	TRX100LR	375	5	Woodgrain
Trex – Madeira	TRX20MD	75	TRX100MD	375	5	Woodgrain
Trex – Pebble Gray	TRX20PG	75	TRX100PG	375	5	Woodgrain
Trex – Rope Swing	TRX20RS	75	TRX100RS	375	5	Woodgrain
Trex – Saddle	TRX20SD	75	TRX100SD	375	5	Woodgrain
Trex – Spiced Rum	TRX20SR	75	TRX100SR	375	5	Woodgrain
Trex – Tiki Torch	TRX20TT	75	TRX100TT	375	5	Woodgrain
Trex – Tree House	TRX20TH	75	TRX100TH	375	5	Woodgrain
Trex – Vintage Lantern	TRX20VL	75	TRX100VL	375	5	Woodgrain
Trex – Winchester Gray	TRX20WG	75	TRX100WG	375	5	Woodgrain
Trex – Woodland Brown	TRX20WB	75	TRX100WB	375	5	Woodgrain

Trex® is a registered trademark of Trex Company, Inc.

Composite Decking Screws

Deck-Drive™

DCU Screw Plug Solution (cont.)

DCU Screw Plugs for PVC Decks

Material	Retail Pack 20 Sq. Ft.		Contractor Pack 100 Sq. Ft.		Master Carton Quantity	Texture
	Model No.	Quantity	Model No.	Quantity		
Azek® – Acacia	AZK20ACA	75	AZK100ACA	375	5	Woodgrain
Azek – Brownstone	AZK20BRS	75	AZK100BRS	375	5	Woodgrain
Azek – Coastline	AZK20CL	75	AZK100CL	375	5	Woodgrain
Azek – Cypress	AZK20CYP	75	AZK100CYP	375	5	Woodgrain
Azek – Dark Hickory	AZK20DH	75	AZK100DH	375	5	Woodgrain
Azek – English Walnut	AZK20EW	75	AZK100EW	375	5	Woodgrain
Azek – Kona	AZK20KNA	75	AZK100KNA	375	5	Woodgrain
Azek – Mahogany	AZK20MHY	75	AZK100MHY	375	5	Woodgrain
Azek – Slate Gray	AZK20SG	75	AZK100SG	375	5	Woodgrain

Azek® is a registered trademark of Azek Building Products.

DCU Screw Plugs for PVC Trim

Material	Retail Pack 50 Linear Ft.		Contractor Pack 250 Linear Ft.		Master Carton Quantity	Texture
	Model No.	Quantity	Model No.	Quantity		
Azek Frontier	AZK50WG	80	AZK250WG	400	5	Woodgrain
Azek Traditional	AZK50SM	80	AZK250SM	400	5	Smooth
Versatex® Smooth	VSTX50SM	80	VSTX250SM	400	5	Smooth

Versatex® is a registered trademark of Versatex Building Products.

Auto-Set Driver™ Bit

Bit Size	Model No.	Quantity
Auto-Set Driver Bit T20	BIT20T-PL-RC1	1
Auto-Set Driver Bit 3-Pack T20	BIT20T-PL-RC3	3
Quik Drive Auto-Set Driver Bit 3-Pack T20	BITTX20-PL-RC3	3
Quik Drive Auto-Set Driver Bit 10-Pack T20	BITTX20-PL-RC10	10



Auto-Set Driver Bit



Quik Drive® Auto-Set Driver Bit

Composite Decking Screws

Fascia-Fastening Solution™

PVC and Composite Fascia Applications

The Simpson Strong-Tie Fascia-Fastening Solution consists of the counterbore bit and fascia screw, and is specially designed to securely fasten composite and PVC fascia while providing superior corrosion resistance. The Fascia Fastening Solution allows for the expansion and contraction of installed fascia boards and thus prevents failures as a result of exposure to environmental conditions.

Fascia Screw

- Type 316 stainless steel provides severe-level corrosion resistance
- Additional space around the shank of the fascia screw allows for the expansion and contraction of the fascia board
- Low-profile pancake head resists pullover
- For use with ½"-¾"-thick fascia boards
- Available in 12 colors to match major manufacturers' fascia material
- Approved for attachment of Trex® Fascia Boards
- T20 6-lobe drive (replacement bit model BIT20T-2-R2, see p. 129 for more information)

Counterbore Bit (sold separately)

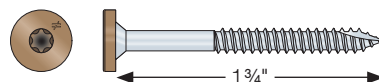
- Crucial for proper installation of fascia boards
- Creates pilot hole for clean installation
- Creates a counterbore to allow a flush finish of the fascia screw head
- Bores space larger than screw shank to allow for fascia board expansion and contraction

Note: Refer to decking manufacturers' fascia board installation guide for minimum spacing requirements.

For more information regarding driver bits for Simpson Strong-Tie fasteners, see p. 129.



Type 316, Stainless-Steel Painted Head



Size x Length (in.)	Head Color	Head Diameter (in.)	Point Type	Drive Type	Model No.	Quantity
#8 x 1 3/4	Brown 01	0.400	Type-17	T20	T08175FS75BR01	75
#8 x 1 3/4	Brown 05	0.400	Type-17	T20	T08175FS75BR05	75
#8 x 1 3/4	Gray	0.400	Type-17	T20	T08175FS75GR	75
#8 x 1 3/4	Gray 01	0.400	Type-17	T20	T08175FS75GR01	75
#8 x 1 3/4	Gray 04	0.400	Type-17	T20	T08175FS75GR04	75
#8 x 1 3/4	Red	0.400	Type-17	T20	T08175FS75RD	75
#8 x 1 3/4	Red 01	0.400	Type-17	T20	T08175FS75RD01	75
#8 x 1 3/4	Tan	0.400	Type-17	T20	T08175FS75TN	75
#8 x 1 3/4	Tan 01	0.400	Type-17	T20	T08175FS75TN01	75
#8 x 1 3/4	Tan 02	0.400	Type-17	T20	T08175FS75TN02	75
#8 x 1 3/4	Tan 03	0.400	Type-17	T20	T08175FS75TN03	75
#8 x 1 3/4	White 01	0.400	Type-17	T20	T08175FS75WH01	75



Fascia Counterbore Bit



Arbor Size	Bore Diameter (in.)	Counterbore Diameter (in.)	Model No.	Quantity
1/4"	0.25	0.41	FSBIT	1

Interior Screws

Strong-Drive®
CSV Construction Screw

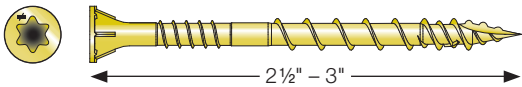
The CSV Construction screw is a versatile, multi-purpose, load-rated fastening solution for a variety of interior applications. With its underhead ribs, low-torque threads and fast-start point, the CSV Construction screw drives effortlessly and is ideally suited to be countersunk into sawn lumber or engineered wood materials. Available in convenient quantities, CSV Construction screws are offered in select sizes for fastening a variety of projects.

Features:

- Low-torque threads allow up to 35% more screws to be driven on a battery charge
- Rimmed flat head with ribs design countersinks easily and provides a clean, finished appearance
- High-low thread with Type-17 point provides fast starts
- Optimized threads for dimensional lumber
- Provides corrosion resistance for interior wood and engineered wood applications
- T25 6-lobe driver bit included (replacement driver bit BIT25T-2-R2)

For more information regarding driver bits for Simpson Strong-Tie fasteners, see p. 129.

For Technical Data and Loads, see C-F-2023TECHSUP *Fastening Systems Technical Guide*, pp. 35–36



Yellow Zinc Coating

Size	Length (in.)	Drive Type	Retail Pack		Contractor Pack		Mini-Bulk	
			Quantity	Model No.	Quantity	Model No.	Quantity	Model No.
#10	2½	T25	80	CSVZ212R80	240	CSVZ212R240	1,750	CSVZ212MB
#10	3	T25	70	CSVZ3R70	210	CSVZ3R210	1,750	CSVZ3RMB

Retail pack master carton quantity: 6; contractor pack quantity: 3.

Interior Screws

Strong-Drive®

SDCF TIMBER-CF SCREW

Beam Reinforcement, Wall to Wall, Floor to Floor, Support Beams, Butt Joints

The Strong-Drive SDCF Timber-CF screw is a structural fastener available in a variety of lengths and is designed for cross-laminated timber construction, mass timber construction and general interior applications. These 0.315"- and 0.390"-diameter structural fasteners provide uncompromised strength for these demanding applications. The large flat head with underhead nibs provides for clean countersinking. The yellow zinc, fully-threaded screw, with a proprietary point provides fast starts and excellent holding power.

Features:

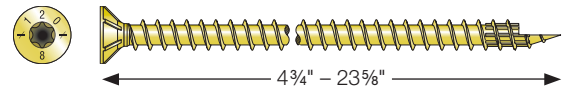
- Designed to be countersunk with head flush to wood surface
- Fully threaded to provide high withdrawal resistance

For more information regarding driver bits for Simpson Strong-Tie fasteners, see p. 129.

Codes/Standards: ICC-ES ESR-3046 (including City of LA Supplement),
ICC-ES ELC-3046, State of Florida FL9589

Warning: Industry studies show that hardened fasteners can experience performance problems in wet and corrosive environments. Accordingly, use this product in dry, interior and noncorrosive environments only. Testing in a variety of mass timber applications is underway.

For Technical Data and Loads, see C-F-2023TECHSUP *Fastening Systems Technical Guide*, pp. 140–144



Yellow Zinc Coating

Model No.	Dimensions								Mini-Bulk		Box	
	Inches				Millimeters				Packaging SKU	Fasteners per Pack	Packaging SKU	Fasteners per Box
	O.D. x Length	Shank Dia.	Thread Length	Head Dia.	O.D. x Length	Shank Dia.	Thread Length	Head Dia.				
SDCF22434	0.315 x 4 3/4	0.230	4 1/4	0.590	8 x 120	5.9	109	15.0	SDCF22434-R50	50	SDCF22434	250
SDCF22512	0.315 x 5 1/2	0.230	5 1/8	0.590	8 x 140	5.9	129	15.0	SDCF22512-R50	50	SDCF22512	250
SDCF22614	0.315 x 6 1/4	0.230	5 7/8	0.590	8 x 160	5.9	149	15.0	SDCF22614-R50	50	SDCF22614	250
SDCF22700	0.315 x 7	0.230	6 3/8	0.590	8 x 180	5.9	169	15.0	SDCF22700-R50	50	SDCF22700	250
SDCF22858	0.315 x 8 5/8	0.230	8 1/4	0.590	8 x 220	5.9	209	15.0	SDCF22858-R50	50	SDCF22858	250
SDCF221014	0.315 x 10 1/4	0.230	9 3/4	0.590	8 x 260	5.9	249	15.0	SDCF221014-R50	50	SDCF221014	250
SDCF221134	0.315 x 11 3/4	0.230	11 1/8	0.590	8 x 300	5.9	289	15.0	SDCF221134-R50	50	SDCF221134	250
SDCF221334	0.315 x 13 3/4	0.230	13 3/8	0.590	8 x 350	5.9	339	15.0	SDCF221334-R50	50	SDCF221334	250
SDCF27400	0.390 x 4	0.290	3 3/8	0.725	10 x 100	7.4	93	18.5	SDCF27400-R30	30	SDCF27400	250
SDCF27614	0.390 x 6 1/4	0.290	6	0.725	10 x 160	7.4	153	18.5	SDCF27614-R30	30	SDCF27614	250
SDCF27778	0.390 x 7 7/8	0.290	7 1/2	0.725	10 x 200	7.4	193	18.5	SDCF27778-R30	30	SDCF27778	250
SDCF27912	0.390 x 9 1/2	0.290	9 1/4	0.725	10 x 240	7.4	233	18.5	SDCF27912-R30	30	SDCF27912	250
SDCF271100	0.390 x 11	0.290	10 3/4	0.725	10 x 280	7.4	273	18.5	SDCF271100-R30	30	SDCF271100	150
SDCF271958	0.390 x 19 3/8	0.290	19 1/4	0.725	10 x 500	7.4	493	18.5	SDCF271958-R25	25	SDCF271958	100
SDCF272358	0.390 x 23 3/8	0.290	23 1/4	0.725	10 x 600	7.4	593	18.5	SDCF272358-R25	25	SDCF272358	100

1. O.D. denotes thread outer diameter.

2. Driver bit size: SDCF22xxxx = T40, replacement bit part number BIT40T-134-R2;
SDCF27xxxx = T50, replacement bit part number BIT50T-2-R1.

Interior Screws

Strong-Drive® SDCFC TIMBER-CFC SCREW

*Beam Reinforcement, Wall to Wall, Floor to Floor, Support Beams,
Butt Joints, Splitting Reinforcement*

The Strong-Drive SDCFC Timber-CFC screw — a robust structural fastener available in a variety of long sizes (500 mm – 1,000 mm) — is designed for cross-laminated timber (CLT) construction, mass timber construction and general interior applications. These sturdy 0.390"-diameter structural fasteners provide extra strength for demanding applications requiring large-sized structural members. The compact cylinder head provides clean countersinking with a reduced footprint. The yellow zinc, fully-threaded screw, with a proprietary point, provides fast starts and excellent withdrawal resistance. For interior and dry applications only.

Features:

- Interior grade yellow zinc coating
- Compact cylinder head helps countersink the screw for an unobstructed finish
- Heavy-duty, fully-threaded 10 mm (0.390") outer diameter provides strength, with superb withdrawal resistance
- Deep 6-lobe recess for a secure drive
- Available in 500 mm (19½"), 600 mm (23½"), 800 mm (31½"), 1,000 mm (39½") lengths

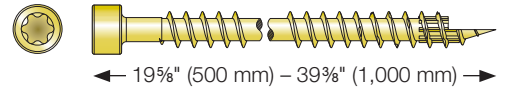
For more information regarding driver bits for Simpson Strong-Tie fasteners, see p. 129.

Codes/Standards: ICC-ES ESR-3046 (including City of LA Supplement),
ICC-ES ELC-3046, State of Florida FL9589

Warning: Industry studies show that hardened fasteners can experience performance problems in wet and corrosive environments. Accordingly, use this product in dry, interior and noncorrosive environments only.

For Technical Data and Loads, see C-F-2023TECHSUP *Fastening Systems Technical Guide*, p. 31

US Patent Pending



Yellow Zinc Coating

Model No.	Dimensions								Box	
	Inches				Millimeters				Packaging SKU	Fasteners per Box
	O.D. x Length	Shank Dia.	Thread Length	Head Dia.	O.D. x Length	Shank Dia.	Thread Length	Head Dia.		
SDCFC271958	0.390 x 19½"	0.290	18½"	0.525	10 x 500	7.4	467	13.4	SDCFC271958	50
SDCFC272358	0.390 x 23½"	0.290	22¼"	0.525	10 x 600	7.4	567	13.4	SDCFC272358	50
SDCFC273112	0.390 x 31½"	0.290	30½"	0.525	10 x 800	7.4	767	13.4	SDCFC273112	50
SDCFC273938	0.390 x 39½"	0.290	38"	0.525	10 x 1000	7.4	967	13.4	SDCFC273938	50

1. O.D. denotes thread outer diameter.

2. Driver bit size: T50, replacement bit part number BIT50T-2-R1.

Interior Screws

Strong-Drive® SDCP TIMBER-CP SCREW

*Wall to Wall, Floor to Floor, Wall to Floor, Panel to Beam, Panel to Wall,
Surface Splines, Lap Joints, Ledger Connections and General Timber Framing*

The Strong-Drive SDCP Timber-CP screw is a structural fastener available in a variety of lengths and is designed for cross-laminated timber construction, mass timber construction and general interior applications. These partially-threaded, 0.315"- and 0.390"-diameter structural fasteners are designed to pull structural members together with superb holding power. The large flat head with underhead ribs provides for clean countersinking. The SDCP Timber-CP has a yellow zinc coating, a robust knurled shank and Type-17 point for fast starts and low-torque driving.

Features:

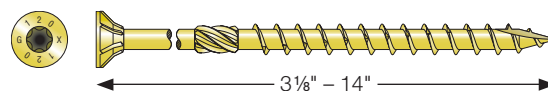
- Designed to be countersunk so that head is flush to wood surface
- Partially threaded with aggressive thread to provide high pullout resistance

For more information regarding driver bits for Simpson Strong-Tie fasteners, see p. 129.

Codes/Standards: ICC-ES ESR-3046 (including City of LA Supplement),
ICC-ES ELC-3046, State of Florida FL9589

Warning: Industry studies show that hardened fasteners can experience performance problems in wet and corrosive environments. Accordingly, use this product in dry, interior and noncorrosive environments only. Testing in a variety of mass timber applications is underway.

For Technical Data and Loads, see C-F-2023TECHSUP *Fastening Systems Technical Guide*, p. 144



Yellow Zinc Coating

Model No.	Dimensions								Mini-Bulk		Box	
	Inches				Millimeters				Packaging SKU	Fasteners per Pack	Packaging SKU	Fasteners per Box
	O.D. x Length	Shank Dia.	Thread Length	Head Dia.	O.D. x Length	Shank Dia.	Thread Length	Head Dia.				
SDCP22318	0.315 x 3 1/8	0.225	2	0.575	8 x 80	5.8	50	14.6	SDCP22318-R50	50	SDCP22318	250
SDCP22434	0.315 x 4 3/8	0.225	3 1/8	0.575	8 x 120	5.8	80	14.6	SDCP22434-R50	50	SDCP22434	250
SDCP22512	0.315 x 5 1/2	0.225	3 1/8	0.575	8 x 140	5.8	80	14.6	SDCP22512-R50	50	SDCP22512	250
SDCP22614	0.315 x 6 1/4	0.225	3 1/8	0.575	8 x 160	5.8	80	14.6	SDCP22614-R50	50	SDCP22614	250
SDCP22700	0.315 x 7	0.225	3 1/8	0.575	8 x 180	5.8	80	14.6	SDCP22700-R50	50	SDCP22700	250
SDCP22858	0.315 x 8 5/8	0.225	3 1/8	0.575	8 x 220	5.8	80	14.6	SDCP22858-R50	50	SDCP22858	250
SDCP22912	0.315 x 9 1/2	0.225	3 1/8	0.575	8 x 240	5.8	80	14.6	SDCP22912-R50	50	SDCP22912	250
SDCP221100	0.315 x 11	0.225	3 1/8	0.575	8 x 280	5.8	80	14.6	SDCP221100-R50	50	SDCP221100	250
SDCP221134	0.315 x 11 3/4	0.225	3 1/8	0.575	8 x 300	5.8	80	14.6	SDCP221134-R50	50	SDCP221134	250
SDCP27400	0.390 x 4	0.275	2	0.700	10 x 100	7.0	50	17.8	SDCP27400-R30	30	SDCP27400	250
SDCP27614	0.390 x 6 1/4	0.275	3 1/8	0.700	10 x 160	7.0	80	17.8	SDCP27614-R30	30	SDCP27614	250
SDCP27778	0.390 x 7 7/8	0.275	3 1/8	0.700	10 x 200	7.0	80	17.8	SDCP27778-R30	30	SDCP27778	250
SDCP27912	0.390 x 9 1/2	0.275	3 1/8	0.700	10 x 240	7.0	80	17.8	SDCP27912-R30	30	SDCP27912	250
SDCP271100	0.390 x 11	0.275	3 1/8	0.700	10 x 280	7.0	80	17.8	SDCP271100-R30	30	SDCP271100	150
SDCP271212	0.390 x 12 1/2	0.275	3 1/8	0.700	10 x 320	7.0	80	17.8	SDCP271212-R25	25	SDCP271212	150
SDCP271400	0.390 x 14	0.275	3 1/8	0.700	10 x 360	7.0	80	17.8	SDCP271400-R25	25	SDCP271400	150

1. O.D. denotes thread outer diameter.

2. Driver bit size: T40, replacement bit part number BIT40T-134-R2.

Interior Screws

Strong-Drive® SDHR COMBO-HEAD SCREW

Steel-to-Wood Connections

The Strong-Drive SDHR Combo-Head screw is a structural fastener designed for cross-laminated timber construction, mass timber construction and general interior applications. These partially-threaded, sturdy 0.390"- and 0.470"-diameter structural fasteners are designed to pull structural members together while providing excellent connection strength. The "combination" head allows for driving using either a hex driver bit or T40 6-lobe driver bit. The SDHR Combo-Head has an interior-grade, blue zinc coating, a robust knurled shank and Type-17 point for fast starts and low-torque driving.

Features:

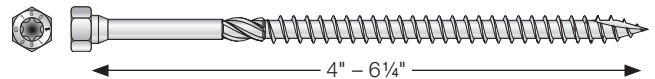
- Designed for use with steel side plates
- Type-17 point ensures fast starts, reduces installation torque and eliminates the need for predrilling in most applications
- Partially threaded with aggressive thread to provide high pullout resistance

For more information regarding driver bits for Simpson Strong-Tie fasteners, see p. 129.

Codes/Standards: ICC-ES ESR-3046 (including City of LA Supplement),
ICC-ES ELC-3046, State of Florida FL9589

Warning: Industry studies show that hardened fasteners can experience performance problems in wet and corrosive environments. Accordingly, use this product in dry, interior and noncorrosive environments only. Testing in a variety of mass timber applications is underway.

For Technical Data and Loads, see C-F-2023TECHSUP *Fastening Systems Technical Guide*, pp. 138–139



Blue-Bright Zinc Coating

Model No.	Dimensions						Mini-Bulk		Box	
	Inches			Millimeters			Packaging SKU	Fasteners per Pack	Packaging SKU	Fasteners per Box
	O.D. x Length	Shank Dia.	Thread Length	O.D. x Length	Shank Dia.	Thread Length				
SDHR27400	0.390 x 4	0.275	2½	10 x 100	7.1	55	SDHR27400-R25	25	SDHR27400	100
SDHR27614	0.390 x 6¼	0.275	4¾	10 x 160	7.1	110	SDHR27614-R25	25	SDHR27614	100
SDHR31400	0.470 x 4	0.315	2½	12 x 100	8.1	55	SDHR31400-R25	25	SDHR31400	100
SDHR31614	0.470 x 6¼	0.315	4¾	12 x 160	8.1	110	SDHR31614-R25	25	SDHR31614	100

1. O.D. denotes thread outer diameter.

2. Driver bit size: SDHR27XXXX — 6-lobe = T40, replacement bit BIT40T-134-R2, hex = 15 mm;
SDHR31XXXX — 6-lobe = T40, replacement bit BIT40T-134-R2, hex = 17 mm.

Interior Screws

Strong-Drive® SDW EWP-PLY Screw

Multi-Ply Wood Members, Engineered-Lumber Products and Solid-Sawn Lumber

The Strong-Drive SDW EWP-Ply screw is a high-strength structural wood screw specifically designed for fastening multi-ply members made up of engineered wood products. The SDW EWP-Ply installs easily with no predrilling and is available in optimized lengths for fastening 1½" engineered lumber, such as structural composite lumber (SCL). The large, flush head eases the handling of assembled components and simplifies the installation of finishes or structural connectors. It is code listed in IAPMO UES ER-192 and meets 2018 and 2021 IRC® and IBC® code requirements for most common wood framing applications.

Features:


- Large washer head with ribs provides maximum bearing area; stamped with the Simpson Strong-Tie "S" sign and fastener length for easy identification after installation
- 6-lobe, T40 drive provides positive engagement that makes the screw easy to drive and improves bit life (replacement driver bit — BIT40T-134-R2)
- Low-profile head results in less interference after installation; makes stacking and sliding members easier and allows installation of hardware and finishes to be virtually flush
- Optimal screw lengths provide maximum penetration while preventing the point from protruding out the back of the member
- Specific thread lengths avoid jacking
- High shear values enable wide spacing, saving time and money
- Bold thread design provides superior holding power and cinches fastened members together for consistent installation
- SawTooth® point ensures fast starts, reduced installation torque and eliminates the need for predrilling in most applications
- Retail and mini-bulk packs include one 6-lobe, T40 driver bit; bulk packs include two driver bits

For more information regarding driver bits for Simpson Strong-Tie fasteners, see p. 129.

Codes/Standards: IAPMO UES ER-192 (including City of LA Supplement), State of Florida FL13975

For Technical Data and Loads, see C-F-2023TECHSUP *Fastening Systems Technical Guide*, pp. 125–131, 133–135

US Patent: 9,523,383



E-Coat® Coating

Model No.	Dimensions								Retail Pack		Mini-Bulk		Box	
	Inches				Millimeters				Packaging SKU	Fast. per Pack	Packaging SKU	Fast. per Pack	Packaging SKU	Fast. per Box
	O.D. x Length	Shank Dia.	Thread Length	Head Dia.	O.D. x Length	Shank Dia.	Thread Length	Head Dia.						
SDW22338	0.315 x 3 3/8	0.220	1 1/2	0.760	8 x 85	5.6	38	19.3	SDW22338-R50	50	SDW22338MB	250	SDW22338	900
SDW22500	0.315 x 5	0.220	1 1/2	0.760	8 x 127	5.6	38	19.3	SDW22500-R50	50	SDW22500MB	200	SDW22500	600
SDW22634	0.315 x 6 3/4	0.220	1 1/2	0.760	8 x 171	5.6	38	19.3	SDW22634-R50	50	SDW22634MB	200	SDW22634	500

1. O.D. denotes thread outer diameter.

2. Typical screw application key: SCL = 1½" plies of structural-composite lumber.

SCL/3x2PCT = 1½" plies of structural-composite lumber or double 3x2 parallel-chord trusses.

SCL/4x2PCT = 1½" or 3½" plies of structural-composite lumber or double 4x2 parallel-chord trusses.

3. Replacement driver bit: BIT40T-134-R2.

4. Retail pack master carton quantity: 3 3/8" = 6; 5" and 6 3/4" = 4.

Interior Screws

Strong-Drive® SDW TRUSS-PLY Screw

Truss-Ply Fastening

The Strong-Drive SDW Truss-Ply screw is a high-strength structural wood screw specifically designed for fastening multi-ply wood members, such as joining plated trusses and solid-sawn lumber. The SDW installs easily with no predrilling and is available in optimized lengths for fastening 2-, 3- and 4-ply trusses. With the SDW Truss-Ply screw, multi-ply trusses and components can be fastened from one side without requiring the lifting and flipping of heavy assemblies. It is code listed in IAPMO UES ER-192 and meets 2018 and 2021 IRC® and IBC® code requirements for most common wood framing applications with wood and engineered wood.

Features:

- Large washer head with nibs provides maximum bearing area; stamped with the Simpson Strong-Tie "S" sign and fastener length for easy identification after installation.
- 6-lobe, T40 drive provides positive engagement that makes the screw easy to drive and improves bit life (replacement driver bit — BIT40T-134-R2).
- Low-profile head results in less interference after installation; makes stacking and sliding members easier and allows installation of hardware and finishes to be virtually flush. Higher shear values than competitive products enable wider spacing, saving time and money.
- Bold thread design provides superior holding power and cinches fastened members together for consistent installation.
- SawTooth® point ensures fast starts, reduced installation torque and eliminates the need for predrilling in most applications.
- Retail and mini-bulk packs include one 6-lobe, T40 driver bit; bulk packs include two driver bits.

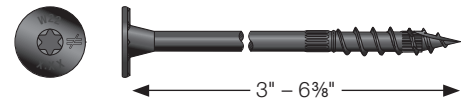
For more information regarding driver bits for Simpson Strong-Tie fasteners, see p. 129.

Codes/Standards: IAPMO UES ER-192 (including City of LA Supplement), State of Florida FL13975

For Technical Data and Loads, see C-F-2023TECHSUP *Fastening Systems*

Technical Guide, pp. 125–131, 133–135

US Patent: 9,523,383



E-Coat® Coating

Model No.	Dimensions								Retail Pack		Mini-Bulk		Box	
	Inches				Millimeters				Packaging SKU	Fast. per Pack	Packaging SKU	Fast. per Pack	Packaging SKU	Fast. per Box
	O.D. x Length	Shank Dia.	Thread Length	Head Dia.	O.D. x Length	Shank Dia.	Thread Length	Head Dia.						
SDW22300	0.315 x 3	0.220	1%	0.760	8 x 76	5.6	35	19.3	SDW22300-R50	50	SDW22300MB	250	SDW22300	950
SDW22438	0.315 x 4%	0.220	1%	0.760	8 x 111	5.6	35	19.3	SDW22438-R50	50	SDW22438MB	200	SDW22438	600
SDW22458	0.315 x 4%	0.220	1%	0.760	8 x 117	5.6	35	19.3	SDW22458-R50	50	SDW22458MB	200	SDW22458	600
SDW22600	0.315 x 6	0.220	1%	0.760	8 x 152	5.6	35	19.3	SDW22600-R50	50	SDW22600MB	200	SDW22600	500
SDW22638	0.315 x 6%	0.220	1%	0.760	8 x 162	5.6	35	19.3	SDW22638-R50	50	SDW22638MB	200	SDW22638	500

1. O.D. denotes thread outer diameter.

2. Typical screw application key: 2x/Truss = Solid sawn dimensional lumber and plated wood trusses.

2x Truss Desert = Solid sawn dimensional lumber and plated wood trusses in desert environments (scant lumber).

3. If assembly is less than or equal to 4% thick, use the SDW22438.

4. If assembly is less than or equal to 6% thick, use the SDW22600.

5. Replacement driver bit: BIT40T-134-R2.

6. Retail pack master carton quantity: 3" = 6; 4%, 4%, 6", 6% = 4.

Interior Screws

Strong-Drive® SDWS TIMBER Screw (Interior Grade)

*Mass Timber Applications such as Surface Splines, Lap Joints, Timber Framing;
Log Home Construction and General Interior Applications*

The Strong-Drive SDWS Timber (Interior Grade) screw – formerly, the SDWS Log screw – is a structural wood screw available in a variety of lengths and is designed for cross-laminated timber assemblies, mass timber construction, log home construction, ledgers and general interior applications. These 0.195"- and 0.220"-diameter structural fasteners install faster and easier than comparable lag screws, and the large-diameter washer head pulls members down easily, eliminating the need to use extra washers. It is code listed in IAPMO-UES ER-192 and meets 2018 and 2021 IRC® and IBC® code requirements for most common wood framing applications.

Features:

- SawTooth® point ensures fast starts, reduces installation torque and eliminates the need for predrilling in most applications
- Serrated thread reduces splitting and damage
- Large, low-profile washer head with nibs provides maximum bearing area and makes countersinking easy
- 6-lobe, T40 drive provides positive engagement that makes the screw easy to drive and improves bit life (replacement driver bit: BIT40T-134-R2)
- Size identification on headstamp for easy identification


For more information regarding driver bits for Simpson Strong-Tie fasteners, see p. 129.

Codes/Standards: IAPMO UES ER-192 (including City of LA Supplement), State of Florida FL13975

Warning: Industry studies show that hardened fasteners can experience performance problems in wet and corrosive environments. Accordingly, use this product in dry, interior and noncorrosive environments only.

For Technical Data and Loads, see C-F-2023TECHSUP *Fastening Systems Technical Guide*, pp. 53–57, 119–121, 132–133

US Patent: 9,523,383



E-Coat® Coating

Model No.	Dimensions								Individually Flagged		Retail Pack		Mini-Bulk	
	Inches				Millimeters				Model No.	Fast. per Pack	Model No.	Fast. per Pack	Model No.	Fast. per Pack
	O.D. x Length	Shank Dia.	Thread Length	Head Dia.	O.D. x Length	Shank Dia.	Thread Length	Head Dia.						
SDWS19600	0.275 x 6	0.195	3	0.650	7 x 152	5.0	76	16.5	SDWS19600-RP1	1	SDWS19600-R50	50	SDWS19600	250
SDWS19712	0.275 x 7½	0.195	3	0.650	7 x 191	5.0	76	16.5	SDWS19712-RP1	1	SDWS19712-R50	50	SDWS19712	250
SDWS22400	0.315 x 4	0.220	2%	0.760	8 x 101	5.6	60	19.3	—	—	SDWS22400-R50	50	SDWS22400	250
SDWS22500	0.315 x 5	0.220	3	0.760	8 x 127	5.6	76	19.3	—	—	SDWS22500-R50	50	SDWS22500	250
SDWS22512	0.315 x 5½	0.220	3	0.760	8 x 140	5.6	76	19.3	—	—	SDWS22512-R50	50	SDWS22512	250
SDWS22600	0.315 x 6	0.220	3	0.760	8 x 152	5.6	76	19.3	—	—	SDWS22600-R50	50	SDWS22600	250
SDWS22800	0.315 x 8	0.220	3	0.760	8 x 203	5.6	76	19.3	SDWS22800-RP1	1	SDWS22800-R50	50	SDWS22800	250
SDWS22900	0.315 x 9	0.220	3	0.760	8 x 229	5.6	76	19.3	SDWS22900-RP1	1	SDWS22900-R50	50	SDWS22900	250
SDWS221000	0.315 x 10	0.220	3	0.760	8 x 254	5.6	76	19.3	SDWS221000-RP1	1	SDWS221000-R50	50	SDWS221000	250
SDWS221100	0.315 x 11	0.220	3	0.760	8 x 279	5.6	76	19.3	SDWS221100-RP1	1	SDWS221100-R50	50	SDWS221100	250
SDWS221200	0.315 x 12	0.220	3	0.760	8 x 305	5.6	76	19.3	SDWS221200-RP1	1	SDWS221200-R50	50	SDWS221200	250
SDWS221500	0.315 x 15	0.220	3	0.760	8 x 381	5.6	76	19.3	SDWS221500-RP1	1	SDWS221500-R50	50	SDWS221500	200

1. O.D. denotes thread outer diameter.

2. Replacement driver bit: BIT40T-134-R2.

3. RP1 master carton quantities: SDWS19xxxx: 45; SDWS22xxxx: 40.

4. Retail pack quantities: 6.

Interior Screws

Strong-Drive® SDWC TRUSS Screw

Truss/Rafter-to-Plate and Stud-to-Plate Connections

The Strong-Drive SDWC Truss screw provides a stud-to-bottom plate or stud-to-top plate connection as well as fastening trusses and rafters to top plates. The fully-threaded shank engages the entire length of the fastener, providing a secure connection. The SDWC is tested in accordance with ICC-ES AC233 (screw) and AC13 (wall assembly and roof-to-wall assembly) for uplift and lateral loads between wall plates and vertical wall framing and between the top plate and the roof rafters or trusses. It is code listed in IAPMO UES ER-262 and meets 2018 and 2021 IRC® and IBC® code requirements for most common wood framing applications.

For safe and easy installation, use the Quik Stik™ rafter and truss fastening system.

Features:

- Fully-threaded shank engages the entire length of the fastener, providing a secure connection between the roof and wall framing members
- Cap-style head countersinks fully into the double top plate to avoid interference with drywall or finish trades
- Wide tolerance on installation angle makes it easy to install the SDWC correctly
- Can be installed from inside the structure, eliminating exterior work on the upper stories and enhancing job safety
- 6-lobe, T30 driver bit provides positive engagement that makes the screw easy to drive and improves bit life (replacement driver bit — BIT30T-2-R2)
- Fastening can be performed before or after exterior sheathing is applied for added flexibility
- Metal installation guide tool (included) to help ensure proper installation
- Orange color for easy inspection
- Type-17 point for faster starts and easier driving
- SDWC15450 is recognized for use in chemically treated wood as described in the evaluation report

For more information regarding driver bits for Simpson Strong-Tie fasteners, see p. 129.

Codes/Standards: IAPMO UES ER-262 (including City of LA Supplement), State of Florida FL13975

For Technical Data and Loads, see C-F-2023TECHSUP *Fastening Systems Technical Guide*, pp. 82–102, 106, 145–146



SDWC15450-KT and SDWC15600-KT contains:

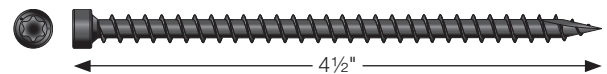
- (50) Strong-Drive SDWC screws
- (1) Matched-tolerance driver bit (Part no. BIT30T-2-R2; also sold separately)
- (1) Metal installation guide tool — SDWC-GUIDE (for SDWC15600 only; also sold separately)

SDWC15450B-KT and SDWC15600B-KT contains:

- (500) Strong-Drive SDWC screws
- (2) Matched-tolerance driver bits (Part no. BIT30T-2-R2; also sold separately)
- (2) Metal installation guide tools — SDWC-GUIDE (for SDWC15600 only; also sold separately)



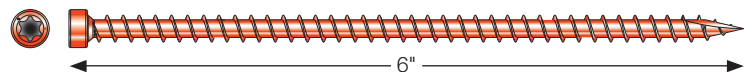
E-Coat® Coating



Model No.	Dimensions								Retail Pack		Bucket	
	Inches				Millimeters				Packaging SKU	Fast. per Pack	Packaging SKU	Fast. per Bucket
	O.D. x Length	Minor Dia.	Thread Length	Head Dia.	O.D. x Length	Minor Dia.	Thread Length	Head Dia.				
SDWC15450	0.235 x 4 1/2	0.155	4 1/4	0.335	6 x 114	3.9	108	8.5	SDWC15450-KT	50	SDWC15450B-KT	500

1. O.D. denotes thread outer diameter.

Clear Zinc Coating (with Orange Topcoat)



Model No.	Dimensions								Retail Pack		Bucket	
	Inches				Millimeters				Packaging SKU	Fast. per Pack	Packaging SKU	Fast. per Bucket
	O.D. x Length	Minor Dia.	Thread Length	Head Dia.	O.D. x Length	Minor Dia.	Thread Length	Head Dia.				
SDWC15600	0.235 x 6	0.155	5 3/4	0.335	6 x 152	3.9	146	8.5	SDWC15600-KT	50	SDWC15600B-KT	500

1. O.D. denotes thread outer diameter.

Interior Screws

QuikStik™ Rafter and Truss Fastening System

Rafter/Truss-to-Top-Plate, Stud-to-Top-Plate Connections

The Simpson Strong-Tie Quik Stik installation tool provides contractors with a versatile solution that makes fastening rafter and truss connections fast, safe and easy.

- Fast installation: Drive screws overhead from a standing position with no ladders
- Safe on the jobsite: Designed for use inside the structure — no need to work outside the building
- Easy to operate — less-experienced users can work quickly and efficiently
- Proven fastener solution: Tested and code-listed
- Precise: Bright orange guidelines facilitate proper alignment for each of the approved installations
- Special purpose: Designed specifically for use with the Strong-Drive® SDWC Truss screw for rafter/truss connections

Features:

- Nylon over-molded head with positioning prongs that provide a secure grip on top plate
- Long extension arm for reaching overhead top plate/rafter connections
- Comfortable rubberized grip
- Angle and Centerline guide lines to correctly position the SDWC Truss screw for installation
- Adjustable bubble level to ensure proper installation screw angle

Codes/Standards: N/A

For Technical Data and Loads, see C-F-2023TECHSUP *Fastening Systems Technical Guide*, pp. 98–102

US Patent: 10,792,794

Designed for use with the 6" Strong-Drive SDWC Truss Screw

(SDWC15600 screws sold separately, see p. 103)



Quik Stik System

Product	Model No.
Quik Stik rafter and truss fastening system	QUIKSTIK
Quik Stik replacement protective case	QSCASE

BIT30T-2-R2 driver bit is included in Quik Stik system kits.

System Includes:

- Quik Stik tool
- Bubble level
- T30 6-lobe bit
- Protective case



Quik Stik Tool



BIT30T-2-R2



Detachable
Bubble Level



Protective Case

For more information regarding driver bits for Simpson Strong-Tie fasteners, see p. 129.

Efficiently Installs a Variety of Top-Plate-to-Rafter/Truss/Gable End Assemblies



Narrow face of stud location.



Wide face of stud location.



Rafter/truss offset from stud,
vertical installation.



Rafter/truss offset from stud,
corner installation.



Gable end truss installation.

Interior Screws

Strong-Drive® SDPW DEFLECTOR Screw

For Non-Load-Bearing Partition Walls to Trusses and Joists

The Strong-Drive SDPW Deflector Screw from Simpson Strong-Tie — a premium structural fastening solution for connecting non-load-bearing walls to trusses and joists. With tested lateral-load ratings that meet building code requirements, the SDPW screw is value engineered for strength, installation speed and safety. Offset driver bits and a driver extension maximize installation speed and safety while minimizing installed cost. The SDPW's screw and polymer sleeve permit the naturally occurring differential deflection between the wall and the supporting member without squeaking.

Features:


- Deep 6-lobe recess for secure driving
- Polymer sleeve allows for deflection without squeaks
- Interior-grade E-coat™ for dry service applications
- Offset driver bit (6-lobe) drives SDPW Deflector screw to predetermined screw depth
- Available in 3½", 5" and 6" lengths

For more information regarding driver bits for Simpson Strong-Tie fasteners, see p. 129.

Codes/Standards: IAPMO UES ER-192 (including City of LA Supplement), State of Florida FL13975

For Technical Data and Loads, see C-F-2023TECHSUP *Fastening Systems Technical Guide*, pp. 103–105

US Patents: 8,458,972 applies to Strong-Drive SDPW Solution;
9,523,383 applies to 6" SDPW Deflector fasteners



SDPW Deflector Screws

O.D. x Length (in.)	Shank Diameter (in.)	Thread Length (in.)	Head Diameter (in.)	Sleeve Length (in.)	Drive Type	Sleeve Color	Retail Pack		Mini-Bulk	
							Model No.	Fasteners per Pack	Model No.	Fasteners per Pack
0.205 x 3½	0.205	2	0.550	1.38	T25	Blue	SDPW14312-R50	50	SDPW14312MB	500
0.205 x 5	0.205	2	0.550	2.88	T25	Orange	SDPW14500-R50	50	SDPW14500MB	500
0.275 x 6	0.195	3	0.650	3.10	T40	Gray	SDPW19600-R50	50	SDPW19600MB	400

Note: Retail packs include (1) offset driver bit and (1) ⅜" predrill bit. Mini bulk packs include (2) offset driver bits and (2) ⅜" predrill bits.

1. O.D. denotes thread outer diameter.

SDPW Accessories

Part No.	Description	Quantity
PWKIT25T	Bit Kit	(1) ⅜" Quick-Release Predrill Bit
		(2) T25 Offset Driver Bits
PWKIT40T	Bit Kit	(1) ⅜" Quick-Release Predrill Bit
		(2) T40 Offset Driver Bits
PW18EXT	18" Drive Extension	1
PW30EXT	30" Drive Extension	1



⅜" x 5" Drill Bit
for predrilling



Offset Driver Bit (6-lobe)
drives SDPW Deflector Screw
to predetermined screw depth



18" or 30" Drive Extension for overhead installations — no ladder needed

Interior Screws

Strong-Drive® SDWF FLOOR-TO-FLOOR Screw

Wind-Uplift Restraint Connections

The Strong-Drive SDWF Floor-to-Floor screw is designed to simplify the wind-uplift restraint connection while providing superior performance over the life of the structure. The unique design of the SDWF enables it to attach upper and lower walls together from the top, spanning the floor system and providing an easy-to-install connection within the continuous uplift load path of the structure.

The innovative take-up washer (TUW) plays a key role in the long-term performance of the SDWF when installed between the screw head and the sole plate of the upper floor. As the structure settles because of shrinkage and construction loading, the threaded portion under the head of the screw ratchets up through the tabs of the TUW, which is fastened with Simpson Strong-Tie Strong-Drive SD screws. The interlock between the tabs of the take-up washer and the threads under the head of the SDWF prevent the screw from sliding back under load, providing a simple yet reliable means of shrinkage compensation up to 3/4" per story.

Features:

- Faster to install than other floor-to-floor connection methods
- Shrinkage compensation ensures a tight connection even after initial settlement occurs
- Installs from inside the structure, eliminating exterior work on upper stories and enhancing job safety
- Fastening can be done before or after exterior sheathing is applied for added flexibility
- Qualified for use in engineered wood products

Kit includes all required installation hardware:

- (25) Strong-Drive SDWF Floor-to-Floor screw
- (25) TUW take-up washers
- (100) Strong-Drive SD Connector screws
- 5/16" hex driver bit (replacement driver bit — BITHEXR516-R1)
- Screw depth guide to ensure proper SDWF engagement with TUW

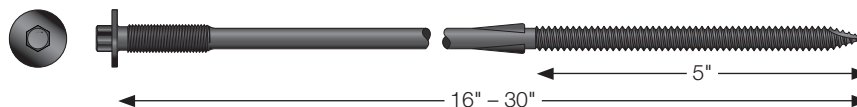


For more information regarding driver bits for Simpson Strong-Tie fasteners, see p. 129.

Codes/Standards: ICC-ES ESR-3046 (SDWF) (including City of LA Supplement), ICC-ES ESR-2320 (TUW), State of Florida FL9589 (SDWF) and FL10007 (TUW)

For Technical Data and Loads, see C-F-2023TECHSUP *Fastening Systems Technical Guide*, pp. 113–118

US Patent: 8,276,323



E-Coat® Coating

Length (in.)	Shank Diameter (in.)	Thread Length (in.)	Hex Drive (in.)	Model No.
16	0.270	5	5/16	SDWF2716-TUW
20	0.270	5	5/16	SDWF2720-TUW
24	0.270	5	5/16	SDWF2724-TUW
26	0.270	5	5/16	SDWF2726-TUW
30	0.270	5	5/16	SDWF2730-TUW

Interior Screws

Strong-Drive® SDWV SOLE-TO-RIM Screw

Sole-to-Rim Attachment

The Strong-Drive SDWV Sole-to-Rim screw may be used to attach a sole plate to a rim board. The SDWV Sole-to-Rim screw coating is intended for dry service, low corrosion applications and is suitable for use with FRT in medium-corrosion, dry-service applications.

Features:

- Large 0.400" diameter head for increased holding power
- Tested in dimensional lumber and engineered wood
- Fast start point with helical ridge for fast, easy, low-torque installation
- Variable thread design, optimized for 2x dimensional lumber

For more information regarding driver bits for Simpson Strong-Tie fasteners, see p. 129.

Codes/Standards: IAPMO UES ER-192 (including City of LA Supplement), State of Florida FL13975

For Technical Data and Loads, see C-F-2023TECHSUP *Fastening Systems*

Technical Guide, pp. 47–48, 107, 145–146



E-Coat® Coating

Model No.	Dimensions								Bucket	
	Inches				Millimeters				Packaging SKU	Fasteners per Bucket
	O.D. x Length	Shank Diameter	Thread Length	Head Diameter	O.D. x Length	Shank Diameter	Thread Length	Head Diameter		
SDWV13400	0.185 x 4	0.135	1½	0.400	4.7 x 101	3.5	38	10.1	SDWV13400	1,000

1. O.D. denotes thread outer diameter.

2. Replacement driver bit: BIT25T-2-R2.

Wafer-Head Screw

Common Applications:

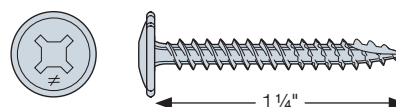
- General wood-to-wood fastening

Features:

- Wafer head
- Clear zinc finish; for information on corrosion, materials and coatings, see pp. 16–20
- Deep #2 Phillips drive makes driving secure and easy
- Type-17 point for fast starts

For Technical Data and Loads, see C-F-2023TECHSUP *Fastening Systems*

Technical Guide, p. 202



Clear Zinc Coating

Size	Length (in.)	Head Diameter (in.)	Carton Quantity	Model No.
#8	1 ¼	0.415	100	SD8x1.25-R

Specialty

Cement Board Screw

Cement Board Fastening Applications

Designed for Use in All Cement Backerboards Including HardieBacker®, Durock®, WonderBoard® and PermaBase®

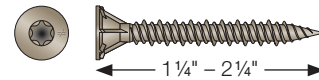
The ANSI-A108 compliant Cement Board screw is designed for ease of installation and long life. With its corrosion-resistant coating, the Cement Board screw is ideal for use in all tile backerboards.

Features:

- 6-lobe, T25 drive provides positive engagement to improve bit life (replacement driver bit — BIT25T-2-R2)
- Distinctive multilayer corrosion-resistant coating prevents rust stains
- High-low thread for easier driving
- Ribbed wafer head with nibs provides a flush finish

For more information regarding driver bits for Simpson Strong-Tie fasteners, see p. 129.

Codes/Standards: ANSI-A108 compliant



Coated Zinc

Size	Length (in.)	Head Diameter (in.)	Drive Type	Retail Pack		Contractor Pack	
				Fasteners per Pack	Model No.	Fasteners per Pack	Model No.
#8	1 1/4	0.380	T25	200	CBHL114R200	800	CBHL114R800
#8	1 5/8	0.380	T25	150	CBHL158R150	600	CBHL158R600
#8	2 1/4	0.380	T25	100	CBHL214R100	—	—

1. Corrosion resistance: No red rust after 500 hours of ASTM B117 exposure.

2. Replacement driver bit: BIT25T-2-R2.

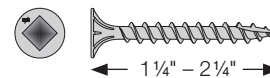
HardieBacker®, Durock®, WonderBoard® and PermaBase® are trademarks of their respective companies.

Fiber-Cement Screw

Features:

- Wafer head with self-countersinking nibs
- Use 1 5/8\" screws to blind-fasten fiber cement lap siding to wood
- Type-17 point for fast starts
- #2 square drive (replacement bit model BIT2S-2-R2; see p. 129 for more information)
- Full-length coarse thread (to within 5/16\" of head)
- Use 1 1/4\" screws to attach fiber cement siding to stress skin panels

For more information regarding driver bits for Simpson Strong-Tie fasteners, see p. 129.



Type 316 Stainless Steel

Size	Length (in.)	Head Diameter (in.)	Carton Quantity	Model No.
#8	1 1/4	0.395	100	T08C125WQC
#8	1 1/4	0.395	1,000	T08C125WQM
#8	1 5/8	0.395	100	T08C162WQC
#8	1 5/8	0.395	1,000	T08C162WQM
#8	2 1/4	0.395	100	T08225WQ1
#8	2 1/4	0.395	1,000	T08C225WQM
#8	2 1/4	0.395	2,000	T08C225WQC

Specialty

Pancake-Head Screw

Common Applications:

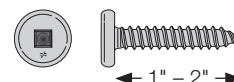
- Securing clips to wood used in standing-seam-roofing

Features:

- Low-profile head
- Fully-threaded shank
- #2 square drive (replacement bit BIT2S-2-R2; see p. 129 for more information)
- Type 410 stainless steel is coated for additional corrosion protection

For more information regarding driver bits for Simpson Strong-Tie fasteners, see p. 129.

Type 410 stainless steel can be hardened through heat treatment, giving it the ability to drill through metal. It does not offer the same level of corrosion resistance of either Type 316 or Type 305 stainless steel.



Type 410 Stainless Steel*

Size	Length (in.)	Head Diameter (in.)	Carton Quantity	Model No.
#10	1	0.435	100	F10T100PTC
#10	1	0.435	1,000	F10T100PTM
#10	1	0.435	4,500	F10T100PTB
#10	2	0.435	100	F10T200PTC
#10	2	0.435	1,000	F10T200PTM

*These products are subject to quantities on hand or may require special ordering and are subject to minimum order quantities and longer lead times. Call Simpson Strong-Tie for details (800) 999-5099.

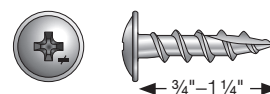
Wire-Lath Modified Truss-Head Screw

Common Applications:

- Fastening lath to wood

Features:

- For use in applications where a larger bearing surface is needed underneath the head
- #2 Phillips drive
- Type-17 point



Type 305 Stainless Steel

Size	Length (in.)	Head Diameter (in.)	Carton Quantity	Model No.
#8	3/4	0.420	100	S08C075KQC
#8	3/4	0.420	1,000	S08C075KQM
#8	1 1/4	0.420	100	S08C125KQC
#8	1 1/4	0.420	1,000	S08C125KQM

Specialty

Truss-Head Screw

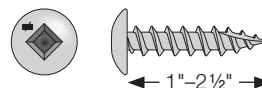
Common Applications:

- Fasten all materials to wood or wood-substitute materials

Features:

- Square drive
- Type-17 point
- Coarse thread
- Predrilling recommended dependent on substrate
- Oversized head
- #2 square drive (replacement bit model BIT2S-2-R2)

For more information regarding driver bits for Simpson Strong-Tie fasteners, see p. 129.



Type 305 Stainless Steel

Size	Length (in.)	Head Diameter (in.)	Carton Quantity	Model No.
#8	1	0.370	100	S08C100TSC
#8	1	0.370	1,000	S08C100TSM
#8	1	0.370	2,000	S08100TSBC
#8	1 1/4	0.370	100	S08C125TSC
#8	1 1/4	0.370	1,000	S08C125TSM
#8	1 1/2	0.370	100	S08C150TSC
#8	1 1/2	0.370	1,000	S08C150TSM
#8	1 1/2	0.370	2,000	S08150TSBC
#8	2 1/2	0.370	100	S08C250TSC
#8	2 1/2	0.370	1,000	S08C250TSM
#8	2 1/2	0.370	2,000	S08250TSBC

Storm-Panel Screw

Common Applications:

- Ideal for attaching storm panels to wood, concrete and masonry

Features:

- Save time and money with a single installation
- The screw is made of Type 302 stainless steel for corrosion resistance

Each Pack Contains:

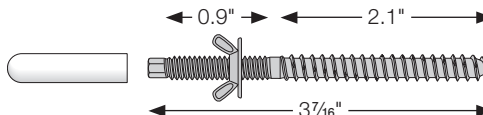
- (25) Stainless-steel storm-panel screws 1/4" x 3 7/16"
- (25) 1/4" zinc die-cast washered wing nuts
- (25) White plastic caps to protect threads after panels are removed
- (1) Hex-driver bit for panel screw
- (1) 0.234" x 4 1/2" carbide-tipped drill bit

Installation:

1. Drill a hole in the concrete or masonry base material using the drill bit provided. To predrill into wood, use a 3/16" bit (not included).
2. Drive the screw using the hex-driver bit (included). Drive the screw to fully embed the coarse-threaded shank such that the threaded stud for the wing nut is fully exposed.
3. To secure panels: install the panel on the threaded stud and secure with the wing nut.
4. To remove panels: remove the wing nut, remove the panel, then cover the threaded stud with the plastic cap.

Storm-Panel Screw Pack

Size (in.)	Length (in.)	Model No.
1/4	3 7/16	SPS25344-KT



Metal Screws

Strong-Drive® XL LARGE-HEAD METAL Screw

Steel decking or other cold-formed steel framing; connectors to structural steel

Strong-Drive XL Large-Head Metal screws are load-tested and code-listed, allowing you to get the for maximum load values for installation. These screws are the perfect choice when high shear or uplift resistance is required and can be excellent 1-for-1 replacements for pins.

Features:

- 5/16" hex drive
(replacement driver bit — BITHEXR516-R1)
- #5 drill point
- Quik Guard® coating
- 5/8"-diameter integral washer
- This screw is also available collated for the Quik Drive® system; see p. 240 for details

For more information regarding driver bits for Simpson Strong-Tie fasteners, see p. 129.

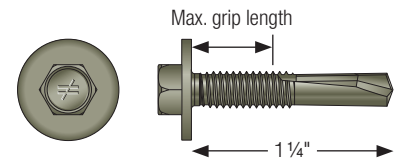
Codes/Standards: IAPMO UES ER-326 (including City of LA Supplement), FM Approval 3050714, State of Florida FL16937, SDI DDM03 Appendix IX, SDI DDM04

US Patent: 9,518,599

For Technical Data and Loads, see C-F-2023TECHSUP *Fastening Systems Technical Guide*, pp. 234–235

Warning: Industry studies show that hardened fasteners can experience performance problems in wet or corrosive environments. Accordingly, use this product in dry, interior and noncorrosive environments only.

*For more information regarding fastening steel decking, see C-F-2023TECHSUP *Fastening Systems Technical Guide*, p. 232.*



Quik Guard Coating

Size	Length (in.)	Max. Grip Length (in.)	Hex Head Size (in.)	Washer Diameter (in.)	Threads per Inch	Point Size	Suitable Material Thickness (in.)	Bulk	
								Carton Quantity	Model No.
#12	1 1/4	0.466	5/16	0.63	24	#5	0.13 – 0.5	2,000	XLQ114B1224-2K
#12	1 1/4	0.466	5/16	0.63	24	#5	0.13 – 0.5	250	XLQ114B1224-250

1. Grip length includes side member, steel thickness, air gap (if any) and allowance for three threads protruding through the steel.

Metal Screws

Strong-Drive® XM MEDIUM-HEAD METAL Screw

*Steel decking to structural members involving wide or narrow valley;
nestable or interlocking steel decking*

Strong-Drive metal screws are load-tested and code-listed, allowing you to get the maximum load values for installation. Comparison testing shows Strong-Drive XM Medium-Head Metal screws are stronger than many alternative fastener types in 33 ksi and 50 ksi steel decking.

Features:

- 5/16" hex drive
(replacement driver bit — BITHEXR516-R1)
- Available only in 1 1/4" length with #5 drill point
- Available in Quik Guard® coating
- 1/2"-dia. hex washer head is ideal for narrow-channel steel decking
- This screw is also available collated for the Quik Drive system; see p. 241 for details

For more information regarding driver bits for Simpson Strong-Tie fasteners, see p. 129.

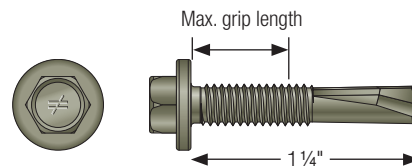
Codes/Standards: IAPMO UES ER-326 (including City of LA Supplement), FM Approval 3050714, State of Florida FL16937, SDI DDM04

US Patent: 9,518,599

For Technical Data and Loads, see C-F-2023TECHSUP *Fastening Systems Technical Guide*, pp. 234–235

Warning: Industry studies show that hardened fasteners can experience performance problems in wet or corrosive environments. Accordingly, use this product in dry, interior and noncorrosive environments only.

For more information regarding fastening steel decking, see C-F-2023TECHSUP Fastening Systems Technical Guide, p. 232.



Quik Guard Coating

Size	Length (in.)	Max. Grip Length (in.)	Hex Head Size (in.)	Washer Diameter (in.)	Threads per Inch	Point Size	Suitable Material Thickness (in.)	Bulk	
								Carton Quantity	Model No.
#12	1 1/4	0.530	5/16	0.48	24	#5	0.13 – 0.5	2,000	XMQ114B1224-2K

1. Grip length includes side member, steel thickness, air gap (if any) and allowance for three threads protruding through the steel.

Metal Screws

Strong-Drive® Self-Drilling X Metal Screw

Common Applications:

- Steel stitching ("side-lap" stitching); cold-formed steel framing

Features:

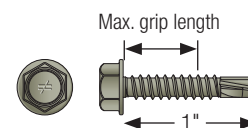
- 5/16" hex head
(replacement driver bit — BITHEXR516-R1)
- Drill point
- Hex-washer head
- Also available collated for the Quik Drive® system; see p. 242 for details

For more information regarding driver bits for Simpson Strong-Tie fasteners, see p. 129.

Codes/Standards: ICC-ES ESR-3006 (including City of LA Supplement), ASTM C1513 compliant, FM Approval #3045651, SDI DDM03, Appendix VII, IAPMO-UES ER-326 (including City of LA Supplement), SDI DDM04, State of Florida FL16937 and FL35320

For Technical Data and Loads, see C-F-2023TECHSUP *Fastening Systems Technical Guide*, pp. 229–230

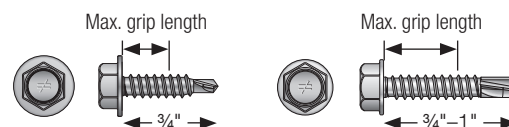
Warning: Industry studies show that hardened fasteners can experience performance problems in wet or corrosive environments. Accordingly, use this product in dry, interior and noncorrosive environments only.



Quik Guard Coating

Size	Length (in.)	Max. Grip Length (in.)	Threads per Inch	Point Size	Washer Diameter (in.)	Drill-Through Thickness (in.)	Carton Quantity	Model No.
#10	1	0.469	16	3	0.42	0.11 – 0.18	4,000	XQ1B1016-4K
#12	1	0.402	14	3	0.42	0.11 – 0.21	3,500	XQ1B1214-3.5K

1. Grip length includes side member, steel thickness, air gap (if any) and allowance for three threads protruding through the steel.



Clear Zinc Coating

Size	Length (in.)	Max. Grip Length (in.)	Threads per Inch	Point Size	Drill-Through Thickness (in.)	Carton Quantity	Model No.
#10	3/4	0.333	16	1	0.03 – 0.11	5,000	XU34B1016-5K
#10	3/4	0.233	16	3	0.11 – 0.18	5,000	X34B1016-5K
#10	1	0.469	16	3	0.11 – 0.18	4,000	X1B1016-4K
#12	1	0.402	14	3	0.11 – 0.21	3,500	X1B1214-3.5K

1. Grip length includes side member, steel thickness, air gap (if any) and allowance for three threads protruding through the steel.

Metal Screws

Strong-Drive® XE EXTERIOR STRUCTURAL METAL Screw

For Simpson Strong-Tie Connectors

Features:

- 5/16" hex-washer head (replacement driver bit — BITHEXR516-R1)
- 16 threads per inch
- Dual hardened heat treatment improves drilling efficiency, maximizes ductility and reduces the potential for hydrogen embrittlement
- Quik Guard® coated for corrosion protection
- Meets ASTM C1513 drill-time performance
- Only fastener load rated for Simpson Strong-Tie L70Z and LS70Z connectors for use with New Castle Steel™ steel deck framing

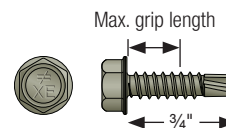
For more information regarding driver bits for Simpson Strong-Tie fasteners, see p. 129.

For Technical Data and Loads, see C-F-2023TECHSUP *Fastening Systems Technical Guide*, p. 228

Quik Guard Coating

Size	Length (in.)	Max. Grip Length (in.)	Shank Diameter (in.)	Hex Head Size (in.)	Threads per Inch	Head Diameter (in.)	Point Size	Carton Quantity	Model No.
#10	3/4	0.291	0.190	5/16	16	0.400	2	100	XEQ34B1016C
#10	3/4	0.291	0.190	5/16	16	0.400	2	1,000	XEQ34B1016M

1. Grip length includes side member, steel thickness, air gap (if any) and allowance for three threads protruding through the steel.



Self-Drilling E Metal Screw

Common Applications:

- Cold-formed steel framing

Features:

- Hex-washer head
- Clear zinc finish
- Recommended for use with certain Simpson Strong-Tie connectors
- #3 drill point (max. total drilling thickness 0.35")
- Bit included in each box (replacement driver bit — BITHEXR38-R1)

For more information regarding driver bits for Simpson Strong-Tie fasteners, see p. 129.

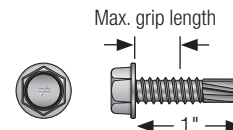
Codes/Standards: ASTM C1513 compliant

For Technical Data and Loads, see C-F-2023TECHSUP *Fastening Systems Technical Guide*, p. 231

Clear Zinc Coating

Size	Length (in.)	Max. Grip Length (in.)	Hex Head Size (in.)	Threads per Inch	Head Diameter (in.)	Point Size	Carton Quantity	Model No.
#14	1	0.326	3/8	14	0.500	#3	100	E1B1414R100
#14	1	0.326	3/8	14	0.500	#3	2,500	E1B1414B

1. Grip length includes side member, steel thickness, air gap (if any) and allowance for three threads protruding through the steel.



Metal Screws

Strong-Drive® TB WOOD-TO-STEEL Screw

Common Applications:

- Wood to steel (maximum recommended thicknesses: up to ¼")

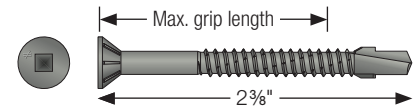
Features:

- Flat head with nibs for easy countersinking
- #3 square drive (driver bit in each box; replacement bit model BIT3S-2-R2; use BIT3SU-2-RC3 for mechanically galvanized — N2000®)
- #4 drill point with wings
- Installation Guidelines: Maximum recommended thickness up to ¼"
- This screw is also available in collated for the Quik Drive® system; see p. 235 for details
- For drill point and metal thickness information, please refer to p. 27 of this catalog

For more information regarding driver bits for Simpson Strong-Tie fasteners, see p. 129.

Warning: Industry studies show that hardened fasteners can experience performance problems in wet or corrosive environments. Accordingly, use this product in dry, interior and noncorrosive environments only.

For Technical Data and Loads, see C-F-2023TECHSUP Fastening Systems Technical Guide, p. 212



Mechanically Galvanized — N2000

Size	Length (in.)	Max. Grip Length (in.)	Shank Diameter (in.)	Head Diameter (in.)	Threads per Inch	Carton Quantity	Model No.
#12	2 3/8	1.65	0.175	0.390	14	1,500	TBG1260R1500

1. Grip length includes side member, steel thickness, air gap (if any) and allowance for three threads protruding through the steel.



Black Phosphate Coating

Size	Length (in.)	Max. Grip Length (in.)	Shank Diameter (in.)	Head Diameter (in.)	Threads per Inch	Carton Quantity	Model No.
#12	1 3/4	1.06	0.175	0.390	14	2,000	TBP1245R2000
#12	1 3/4	1.06	0.175	0.390	14	50	TBP1245R50
#14	2 3/8	1.65	0.198	0.460	14	1,000	TBP1460R1000
#14	2 3/8	1.65	0.198	0.460	14	50	TBP1460R50
#14	3	2.24	0.198	0.460	14	1,000	TBP1475R1000
#14	3	2.24	0.198	0.460	14	50	TBP1475R50

1. Grip length includes side member, steel thickness, air gap (if any) and allowance for three threads protruding through the steel.

Metal Screws

Strong-Drive®
TF WOOD-TO-STEEL Screw

Common Applications:

- Wood to steel (maximum recommended thicknesses: 1/4" to 15/32")

Features:

- Flat head with nibs for easy countersinking and pull-through resistance
- 6-lobe recess for secure driving (driver bit in each box; replacement bit model BIT30T-S2-R1)
- #5 drill point with wings to bore through wood member
- Self-tapping threads to securely fasten into steel member
- This screw is also available collated for Quik Drive® auto-feed screw driving systems; see p. 236 for details
- Installation Guidelines: Maximum recommended thickness: 1/4" to 15/32"
- For drill point and metal thickness information, please refer to p. 27 of this catalog
- For more information regarding driver motor rpm recommendations, please see p. 26 of this catalog

For more information regarding driver bits for Simpson Strong-Tie fasteners, see p. 129.

Warning: Industry studies show that hardened fasteners can experience performance problems in wet or corrosive environments. Accordingly, use this product in dry, interior and noncorrosive environments only.

For Technical Data and Loads, see C-F-2023TECHSUP *Fastening Systems Technical Guide*, p. 213



Black Phosphate Coating

Size	Length in. (mm)	Max. Grip Length (in.)	Head Diameter (in.)	Threads per Inch	Carton Quantity	Model No.	Bucket Quantity	Model No.
#14	3 (75)	1.939	0.460	14	50	TFP1475R50	1,000	TFP1475R1000

1. Grip length includes side member, steel thickness, air gap (if any) and allowance for three threads protruding through the steel.

Metal Screws

Strong-Drive®
FPHSD FRAMING-TO-CFS Screw

Cold-Formed Steel Framing

Common Applications:

- Cold-formed steel framing and sheet steel sheathing to cold-formed steel

Features:

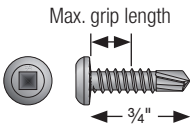
- Flat pan head
- Self-drilling
- #3 square drive (driver bit in each box; replacement bit model BIT3S-2-R2)
- This screw is also available collated for the Quik Drive® system; see p. 237 for details

For more information regarding driver bits for Simpson Strong-Tie fasteners, see p. 129.

Codes/Standards: ASTM C1513 compliant; ICC-ES ESR-3006 (including City of LA Supplement), State of Florida FL35320

For Technical Data and Loads, see C-F-2023TECHSUP *Fastening Systems Technical Guide*, pp. 222–223, 227

Clear Zinc Coating



Size	Length (in.)	Max. Grip Length (in.)	Threads per Inch	Head Diameter (in.)	Point Size	Approx. Count per lb.	1 lb. Model No.	Bulk	
								Carton Quantity	Model No.
#10	¾	0.257	16	0.370	#3	165	FPHSD34B1016	5,000	FPHSD34B1016-5K
#12	¾	0.233	14	0.370	#3	147	FPHSD34B1214	5,000	FPHSD34B1214-5K

1. Grip length includes side member, steel thickness, air gap (if any) and allowance for three threads protruding through the steel.
2. Has underhead nibs.

Metal Screws

Strong-Drive® PPHD SHEATHING-TO-CFS Screw

Subfloor/Sheathing to Cold-Formed Steel

Common Applications:

- Fastening wood structural panels and other building materials to cold-formed steel framing.

Features:

- 6-lobe drive (driver bit in each box; use replacement bit model BIT25T-2-R2)
- Fine threads
- Pilot point
- Quik Guard® and yellow zinc coating
- PPHD screws may be used as prescribed by the codes for shearwalls and diaphragms as described in AISI S240, AISI S400 and AISI S213
- This screw is also available collated for use with Quik Drive auto-feed screw driving systems; see p. 239 for details

For more information regarding driver bits for Simpson Strong-Tie fasteners, see p. 129.

Installation Guidelines: #8 — maximum thickness two layers of 16 ga. (0.125" total);

#10 and #12 — maximum thickness two layers of 12 ga. (0.218" total)

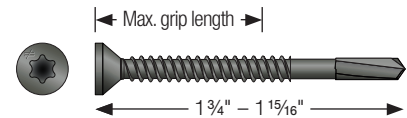
Recommended maximum wood panel sheathing thickness are as follows:

#8 x 1 15/16" — 7/8"; #10 x 1 3/4" — 19/32"; #10 x 3" — 7/8"; #12 — 19/32"

Codes/Standards: ASTM C1513 compliant; ICC-ES ESR-4208 (including City of LA Supplement)

For Technical Data and Loads, see C-F-2023TECHSUP *Fastening Systems Technical Guide*, p. 214

Warning: Industry studies show that hardened fasteners can experience performance problems in wet or corrosive environments. Accordingly, use this product in dry, interior and noncorrosive environments only.



Quik Guard Coating

Shank Size	Length (in.)	Thread Length (in.)	Max. Grip Length (in.)	Head Diameter (in.)	Point Size	Threads per Inch	Carton Quantity	Model No.
#8	1 15/16	1.22	1.034	0.320	5	17	4,000	PPHDQ11516B-4K
#10	1 3/4	0.98	0.793	0.330	5	16	4,000	PPHDQ134B1016-4K
#12	1 3/4	0.99	0.766	0.460	5	14	4,000	PPHDQ134B1214-4K*

1. Grip length includes side member, steel thickness, air gap (if any) and allowance for three threads protruding through the steel.



Yellow Zinc Coating

Shank Size	Length (in.)	Thread Length (in.)	Max. Grip Length (in.)	Head Diameter (in.)	Point Size	Threads per Inch	Carton Quantity	Model No.
#8	1 15/16	1.22	1.034	0.320	5	17	4,000	PPHD11516B-4K
#10	1 3/4	0.98	0.793	0.330	5	16	4,000	PPHD134B1016-4K
#10	3	1.48	1.273	0.330	5	16	4,000	PPHD3S1016-4K

1. Grip length includes side member, steel thickness, air gap (if any) and allowance for three threads protruding through the steel.

2. Has underhead nibs.

Metal Screws

Metal-Panel Screw

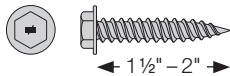
Common Applications:

- Aluminum agricultural siding panels to wood joists without predrilling

Features:

- Extra-sharp point for quick penetration of aluminum panels without “point walking”
- Twin-lead thread fastens one to three panel thicknesses securely to wood substrate
- ¼" hex drive
- Limited models available in Type 305 stainless steel; call Simpson Strong-Tie for availability (800) 999-5099

For more information regarding driver bits for Simpson Strong-Tie fasteners, see p. 129.



Type 316 Stainless Steel

Size	Length (in.)	Head Diameter (in.)	Carton Quantity	Model No.
#9	1 ½	0.400	100	T09150HWHC
#9	1 ½	0.400	1,000	T09150HWHM
#9	2	0.400	1,000	T09200HWHM

Metal-Panel Screw with EPDM Washer

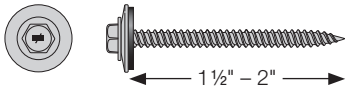
Common Applications:

- Aluminum agricultural siding panels to wood joists without predrilling

Features:

- Extra-sharp point for quick penetration of aluminum panels without “point walking”
- Twin-lead thread fastens one to three panel thicknesses securely to wood substrate
- Type 316 stainless-steel washers
- ¼" hex drive

For more information regarding driver bits for Simpson Strong-Tie fasteners, see p. 129.



Type 316 Stainless Steel

Size	Length (in.)	Washer Diameter (in.)	Carton Quantity	Model No.
#9	1 ½	5/8	100	T09150HWAC
#9	1 ½	5/8	1,000	T09150HWAM
#9	2	5/8	100	T09200HWAC
#9	2	5/8	1,000	T09200HWAM

Metal Screws

Self-Drilling Hex-Washer-Head Screw

Common Applications:

- Aluminum and fiberglass fastening (*not steel*)

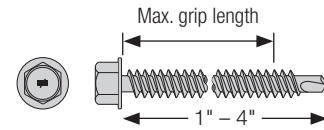
Features:

- Indented hex-washer head
- Tapping screw thread
- #3 drill point

For more information regarding driver bits for Simpson Strong-Tie fasteners, see p. 129.

For more information on drilling thickness capacities and drill speed recommendations, see pp. 26–27.

Types 316 and 305 stainless steel provide superior corrosion resistance and are suitable for softer materials such as aluminum and fiberglass (*not steel*).



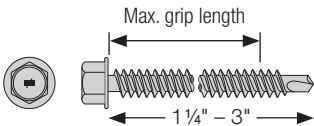
Type 316 Stainless Steel

Size	Length (in.)	Max. Grip Length (in.)	Hex Head Size (in.)	Threads per Inch	Carton Quantity	Model No.
#8	1	0.564	¼	18	100	T08100HDUC
#8	1	0.564	¼	18	1,000	T08100HDUM
#12	1	0.442	⅝	14	100	T12100HDUC
#12	1	0.442	⅝	14	1,000	T12100HDUM
#12	1½	0.942	⅝	14	100	T12150HDUC
#12	1½	0.942	⅝	14	1,000	T12150HDUM
#12	2	1.442	⅝	14	100	T12200HDUC
#12	2	1.442	⅝	14	1,000	T12200HDUM
#12	2½	1.942	⅝	14	100	T12250HDUC
#12	2½	1.942	⅝	14	1,000	T12250HDUM
#12	3	2.442	⅝	14	100	T12300HDUC
#12	3	2.442	⅝	14	1,000	T12300HDUM
#12	4	3.413	⅝	14	100	T12400HDUC
#12	4	3.413	⅝	14	1,000	T12400HDUM

1. Grip length includes side member, steel thickness, air gap (if any) and allowance for three threads protruding through the steel.

Metal Screws

Self-Drilling Hex-Washer-Head Screw (cont.)



Type 305 Stainless Steel

Size	Length (in.)	Max. Grip Length (in.)	Hex Head Size (in.)	Threads per Inch	Carton Quantity	Model No.
#12	1 1/4	0.692	5/16	14	100	S12125HDUC
#12	1 1/4	0.692	5/16	14	1,000	S12125HDUM
#12	1 1/2	0.942	5/16	14	100	S12150HDUC
#12	1 1/2	0.942	5/16	14	1,000	S12150HDUM
#12	2	1.442	5/16	14	100	S12200HDUC
#12	2	1.442	5/16	14	1,000	S12200HDUM
#12	2 1/2	1.942	5/16	14	100	S12250HDUC
#12	2 1/2	1.942	5/16	14	1,000	S12250HDUM
#12	3	2.442	5/16	14	100	S12300HDUC
#12	3	2.442	5/16	14	1,000	S12300HDUM

1. Grip length includes side member, steel thickness, air gap (if any) and allowance for three threads protruding through the steel.

Metal Screws

Self-Drilling Flat-Pan-Head Screw

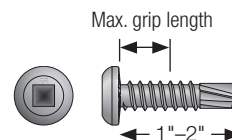
Common Applications:

- Aluminum and fiberglass fastening (*not steel*)

Features:

- Fully threaded
- #2 square drive (replacement bit model BIT2S-2-R2)
- #3 drill point

For more information regarding driver bits for Simpson Strong-Tie fasteners, see p. 129.



Type 305 Stainless Steel

Size	Length (in.)	Max. Grip Length (in.)	Threads per Inch	Head Diameter (in.)	Drill Point Size	Carton Quantity	Model No.
#10	1	0.813	16	0.370	#3	25	S10T100PDQ25
#10	1	0.813	16	0.370	#3	1,000	S10T100PDM
#10	1¼	1.063	16	0.370	#3	25	S10T125P25
#10	1¼	1.063	16	0.370	#3	1,000	S10T125PDM
#10	1½	1.313	16	0.370	#3	25	S10T150P25
#10	1½	1.313	16	0.370	#3	1,000	S10T150PDM
#10	2	1.813	16	0.370	#3	25	S10T200P25
#10	2	1.813	16	0.370	#3	1,000	S10T200PDM

1. Grip length includes side member, steel thickness, air gap (if any) and allowance for three threads protruding through the steel.

Self-Drilling Pancake-Head Screw

Common Applications:

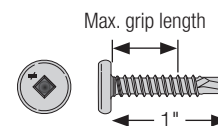
- Ideal for securing clips used in standing-seam-roofing

Features:

- Low-profile head.
- #2 square drive (replacement bit model BIT2S-2-R2).
- Type 410 stainless steel is coated for additional corrosion protection.
- #2 drill point Type 410 stainless steel can be hardened through heat treatment, giving it the ability to drill through metal. It does not offer the same level of corrosion resistance of either Type 316 or Type 305 stainless steel.
- Warning:** Hardened stainless-steel fasteners should not be used with steel framing in environments with high humidity, condensation or other moisture that will be present at the dissimilar-metal interface.

For more information regarding driver bits for Simpson Strong-Tie fasteners, see p. 129.

For more information on drilling thickness capacities and drill speed recommendations, see pp. 26–27.



Type 410 Stainless Steel*

Size	Length (in.)	Max. Grip Length (in.)	Threads per Inch	Head Diameter (in.)	Carton Quantity	Model No.
#10	1	0.469	16	0.410	100	F10T100PSC
#10	1	0.469	16	0.410	1,000	F10T100PSM
#10	1	0.469	16	0.410	4,500	F10T100PSB

*These products are subject to quantities on hand or may require special ordering and are subject to minimum order quantities and longer lead times. Call Simpson Strong-Tie for details (800) 999-5099.

1. Grip length includes side member, steel thickness, air gap (if any) and allowance for three threads protruding through the steel.

Metal Screws

Self-Drilling Bugle-Head Screw

Common Applications:

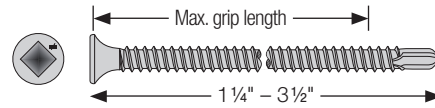
- Fasten wood, plywood and OSB panels to steel studs

Features:

- Bugle heads drive flush with work surface.
- #2 square drive (replacement bit model BIT2S-2-R2).
- Tapping screw threads.
- #3 drill point.
- Type 410 stainless steel is coated for additional corrosion protection.
- Type 410 stainless steel can be hardened through heat treatment, giving it the ability to drill through metal. It does not offer the same level of corrosion resistance of either Type 316 or Type 305 stainless steel.
- Warning:** Hardened stainless-steel fasteners should not be used with steel framing in environments with high humidity, condensation or other moisture that will be present at the dissimilar-metal interface.

For more information regarding driver bits for Simpson Strong-Tie fasteners, see p. 129.

For more information on drilling thickness capacities and drill speed recommendations, see pp. 26–27.



Type 410 Stainless Steel*

Size	Length (in.)	Max. Grip Length (in.)	Threads per Inch	Head Diameter (in.)	Carton Quantity	Model No.
#6	1 ¼	0.895	20	0.340	100	F06T125BDC
#6	1 ¼	0.895	20	0.340	1,000	F06T125BDM
#6	1 ¼	0.895	20	0.340	5,000	F06T125BDB
#8	1 ⅝	—	18	0.340	100	F08T162BDC
#8	1 ⅝	—	18	0.340	1,000	F08T162BDM
#8	1 ⅝	—	18	0.340	3,000	F08T162BDB
#8	2	—	18	0.340	100	F08T200BDC
#8	2	—	18	0.340	1,000	F08T200BDM
#8	2	—	18	0.340	2,500	F08T200BDB
#10	2 ½	1.966	16	0.340	100	F10T250BDC
#10	2 ½	1.966	16	0.340	1,000	F10T250BDM
#10	2 ½	1.966	16	0.340	2,000	F10T250BDB
#10	3	2.466	16	0.340	100	F10T300BDC
#10	3	2.466	16	0.340	1,500	F10T300BDB
#10	3 ½	2.966	16	0.340	100	F10T350BDC
#10	3 ½	2.966	16	0.340	1,000	F10T350BDB

*These products are subject to quantities on hand or may require special ordering and are subject to minimum order quantities and longer lead times. Call Simpson Strong-Tie for details (800) 999-5099.

1. Grip length includes side member, steel thickness, air gap (if any) and allowance for three threads protruding through the steel.

Metal Screws

Self-Drilling Fiber-Cement Screw

Common Applications:

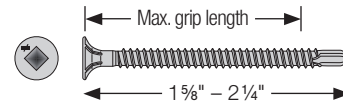
- Fasten fiber-cement products through furring strips to steel studs

Features:

- Wafer head, square drive, self-countersinking nibs under the head.
- Threaded to within $\frac{5}{16}$ " of top of head.
- #3 drill point.
- #2 square drive (replacement bit model BIT2S-2-R2)
- Type 410 stainless steel is coated for additional corrosion protection.
- Type 410 stainless steel can be hardened through heat treatment, giving it the ability to drill through metal. It does not offer the same level of corrosion resistance of either Type 316 or Type 305 stainless steel.
- Warning:** Hardened stainless-steel fasteners should not be used with steel framing in environments with high humidity, condensation or other moisture that will be present at the dissimilar-metal interface.

For more information regarding driver bits for Simpson Strong-Tie fasteners, see p. 129.

For more information on drilling thickness capacities and drill speed recommendations, see pp. 26–27.



Type 410 Stainless Steel*

Size	Length (in.)	Max. Grip Length (in.)	Threads per Inch	Head Diameter (in.)	Carton Quantity	Model No.
#8	1 $\frac{5}{8}$	1.151	18	0.390	100	F08T162WDC
#8	1 $\frac{5}{8}$	1.151	18	0.390	1,000	F08T162WDM
#8	1 $\frac{5}{8}$	1.151	18	0.390	3,000	F08T162WDB
#8	2 $\frac{1}{4}$	1.801	18	0.390	100	F08T225WDC
#8	2 $\frac{1}{4}$	1.801	18	0.390	1,000	F08T225WDM
#8	2 $\frac{1}{4}$	1.801	18	0.390	2,500	F08T225WDB

*These products are subject to quantities on hand or may require special ordering and are subject to minimum order quantities and longer lead times. Call Simpson Strong-Tie for details (800) 999-5099.

1. Grip length includes side member, steel thickness, air gap (if any) and allowance for three threads protruding through the steel.

Metal Screws

Self-Drilling Flat-Head Screw with Wings

Common Applications:

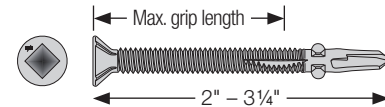
- Fasten wood, plywood and fiber-cement products to steel — up to 0.209" thick

Features:

- Flat countersunk head with self-countersinking nibs.
- #3 square drive (replacement bit model BIT3S-2-R2).
- Machine screw thread, threaded full length.
- Shank slot enhances thread formation in steel and removes exhaust.
- Wings above drill point provide clearance hole in work piece so it won't climb up the shank; wings break off as point engages the steel substrate.
- 2½" length for 2x wood; 2" length for 1" and ¾" boards.
- Type 410 stainless steel is coated for additional corrosion protection.
- Type 410 stainless steel can be hardened through heat treatment, giving it the ability to drill through metal. It does not offer the same level of corrosion resistance of either Type 316 or Type 305 stainless steel.
- Warning:** Hardened stainless-steel fasteners should not be used with steel framing in environments with high humidity, condensation or other moisture that will be present at the dissimilar-metal interface.

For more information regarding driver bits for Simpson Strong-Tie fasteners, see p. 129.

For more information on drilling thickness capacities and drill speed recommendations, see pp. 26–27.



Type 410 Stainless Steel*

Size	Length (in.)	Max. Grip Length (in.)	Threads per Inch	Head Diameter (in.)	Drill Point Size	Carton Quantity	Model No.
#12	2	1.875	24	0.380	#3	100	F12C200FDC
#12	2	1.875	24	0.380	#3	1,000	F12C200FDM
#12	2	1.875	24	0.380	#3	2,500	F12C200FDB
#12	2½	2.375	24	0.380	#3	100	F12C250FDC
#12	2½	2.375	24	0.380	#3	1,000	F12C250FDM
#12	2½	2.375	24	0.380	#3	1,800	F12C250FDB
#14	3¼	3.100	20	0.470	#4	100	F14C325FDC
#14	3¼	3.100	20	0.470	#4	1,000	F14C325FDB

*These products are subject to quantities on hand or may require special ordering and are subject to minimum order quantities and longer lead times. Call Simpson Strong-Tie for details (800) 999-5099.

1. Grip length includes side member, steel thickness, air gap (if any) and allowance for three threads protruding through the steel.

Metal Screws

Self-Drilling Siding Screw

Common Applications:

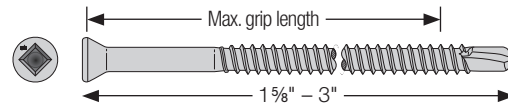
- Attach wood siding, wood panels to steel studs

Features:

- Trim head.
- Threaded $\frac{3}{4}$ of overall length.
- #3 drill point.
- #1 square drive (replacement bit model BIT1S-2-R2).
- 1 $\frac{5}{8}$ " models are fully threaded.
- Type 410 stainless steel can be hardened through heat treatment, giving it the ability to drill through metal. It does not offer the same level of corrosion resistance of either Type 316 or Type 305 stainless steel.
- **Warning:** Hardened stainless-steel fasteners should not be used with steel framing in environments with high humidity, condensation or other moisture that will be present at the dissimilar-metal interface.

For more information regarding driver bits for Simpson Strong-Tie fasteners, see p. 129.

For more information on drilling thickness capacities and drill speed recommendations, see pp. 26–27.



Type 410 Stainless Steel*

Size	Length (in.)	Max. Grip Length (in.)	Threads per Inch	Head Diameter (in.)	Approx. Count per lb.	Carton Quantity	Model No.
#7	1 $\frac{5}{8}$	1.169	19	0.230	187	100	F07T162TDC
#7	1 $\frac{5}{8}$	1.169	19	0.230	187	1,000	F07T162TDM
#7	1 $\frac{5}{8}$	1.169	19	0.230	187	5,000	F07T162TDB
#7	2 $\frac{1}{4}$	—	19	0.230	132	100	F07T225TDC
#7	2 $\frac{1}{4}$	—	19	0.230	132	1,000	F07T225TDM
#7	2 $\frac{1}{4}$	—	19	0.230	132	4,000	F07T225TDB
#7	3	—	19	0.230	105	100	F07T300TDC
#7	3	—	19	0.230	105	1,000	F07T300TDM
#7	3	—	19	0.230	105	2,000	F07T300TDB

*These products are subject to quantities on hand or may require special ordering and are subject to minimum order quantities and longer lead times. Call Simpson Strong-Tie for details (800) 999-5099.

1. Grip length includes side member, steel thickness, air gap (if any) and allowance for three threads protruding through the steel.

Metal Screws

Self-Drilling Wafer-Head Screw with Wings

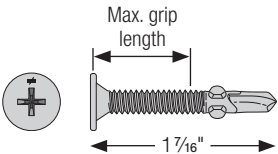
Common Applications:

- Attach plywood and OSB panels to steel studs

Features:

- #2 Phillips drive
- Machine-screw thread, threaded full length
- Wings above drill point provide clearance hole in work piece so it won't climb up the shank; wings break off as point engages the steel substrate
- #3 drill point
- Type 410 stainless steel is coated for additional corrosion protection
- Type 410 stainless steel can be hardened through heat treatment, giving it the ability to drill through metal; it does not offer the same level of corrosion resistance of either Type 316 or Type 305 stainless steel
- **Warning:** Hardened stainless-steel fasteners should not be used with steel framing in environments with high humidity, condensation or other moisture that will be present at the dissimilar-metal interface.

For more information on drilling thickness capacities and drill speed recommendations, see pp. 26–27.



Type 410 Stainless Steel*

Size	Length (in.)	Max. Grip Length (in.)	Threads per Inch	Head Diameter (in.)	Carton Quantity	Model No.
#10	1 7/16	0.967	24	0.450	100	F10C144WDC
#10	1 7/16	0.967	24	0.450	1,000	F10C144WDM
#10	1 7/16	0.967	24	0.450	4,500	F10C144WDB

*These products are subject to quantities on hand or may require special ordering and are subject to minimum order quantities and longer lead times. Call Simpson Strong-Tie for details (800) 999-5099.

1. Grip length includes side member, steel thickness, air gap (if any) and allowance for three threads protruding through the steel.

Metal Screws

Self-Drilling Wire-Lath Modified Truss-Head Screw

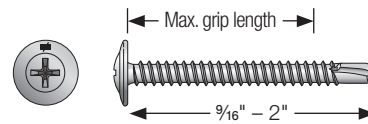
Common Applications:

- Metal lath to steel studs; corrugated siding panels to steel studs

Features:

- Fasten corrugated siding panels to steel stud without predrilling. Securely fastens one to three panel thicknesses.
- #2 Phillips drive.
- #2 drill point for quick penetration of aluminum panels without "point walking."
- Type 410 stainless steel is coated for additional corrosion protection.
- Type 410 stainless steel can be hardened through heat treatment, giving it the ability to drill through metal. It does not offer the same level of corrosion resistance of either Type 316 or Type 305 stainless steel.
- **Warning:** Hardened stainless-steel fasteners should not be used with steel framing in environments with high humidity, condensation or other moisture that will be present at the dissimilar-metal interface.

For more information on drilling thickness capacities and drill speed recommendations, see pp. 26–27.



Type 410 Stainless Steel*

Size	Length (in.)	Max. Grip Length (in.)	Threads per Inch	Head Diameter (in.)	Carton Quantity	Model No.
#8	9/16	0.148	18	0.42	100	F08T056KDC
#8	9/16	0.148	18	0.42	1,000	F08T056KDM
#8	9/16	0.148	18	0.42	8,000	F08T056KDB
#8	3/4	0.291	18	0.42	100	F08T075KDC
#8	3/4	0.291	18	0.42	1,000	F08T075KDM
#8	3/4	0.291	18	0.42	6,000	F08T075KDB
#8	1 1/4	0.791	18	0.42	100	F08T125KDC
#8	1 1/4	0.791	18	0.42	1,000	F08T125KDM
#8	1 1/4	0.791	18	0.42	4,000	F08T125KDB
#8	1 5/8	1.166	18	0.42	100	F08T162KDC
#8	1 5/8	1.166	18	0.42	1,000	F08T162KDM
#8	1 5/8	1.166	18	0.42	3,000	F08T162KDB
#8	2	1.517	18	0.42	100	F08T200KDC
#8	2	1.517	18	0.42	1,000	F08T200KDM
#8	2	1.517	18	0.42	2,500	F08T200KDB

*These products are subject to quantities on hand or may require special ordering and are subject to minimum order quantities and longer lead times. Call Simpson Strong-Tie for details (800) 999-5099.

1. Grip length includes side member, steel thickness, air gap (if any) and allowance for three threads protruding through the steel.

Parts and Accessories

Driver Bits

New color-coded driver bits for easy size identification

Most Simpson Strong-Tie driver bits are now color-coded to make size and type selection easier! Available in 6-lobe, square and hex drive, these new driver bits have color bands that make choosing the correct size for your fasteners a breeze. Our industrial-grade driver bits are specially designed for a secure fit with Simpson Strong-Tie fasteners.

Note: Undersized bits are designed for use with coated fasteners.

Driver Bits — 6-Lobe

Drive	Bit Length (in.)	Bit Type	Number of Color Bands	Band Color	Bit Quantity per Pack	Model No.
T10	2	Power Bit	1	Yellow	2	BIT10T-2-R2
T15	2	Power Bit	1	Red	2	BIT15T-2-R2
T20	2	Auto-Set Driver™ Bit	—	—	3	BIT20T-PL-RC3
T20	2	Power Bit	1	Violet	2	BIT20T-2-R2
T25	2	Power Bit	1	Green	2	BIT25T-2-R2
T27	2	Power Bit	1	Brown	2	BIT27T-2-R2
T30	2	Power Bit	1	Black	2	BIT30T-2-R2
T40	1¾	Power Bit	1	Blue	2	BIT40T-134-R2
T50	2	Power Bit	1	White	1	BIT50T-2-R1



Driver Bits — Square Drive

Drive	Bit Length (in.)	Bit Type	Number of Color Bands	Band Color	Bit Quantity per Pack	Model No.
#1 Square	2	Power Bit	2	Green	2	BIT1S-2-R2
#2 Square	2	Power Bit	2	Red	2	BIT2S-2-R2
#3 Square	2	Power Bit	2	Black	2	BIT3S-2-R2
#3 Square	2	Power Bit, undersized	—	—	3	BIT3SU-2-RC3



Driver Bits — Hex Drive

Drive	Bit Length (in.)	Bit Type	Number of Color Bands	Band Color	Bit Quantity per Pack	Model No.
¼" Hex	1¾	Hex Power Bit	1	Black	1	BITHEXR14-R1
⅝" Hex	1¾	Hex Power Bit	1	Yellow	1	BITHEXR516-R1
¾" Hex	1¾	Hex Power Bit	1	Blue	1	BITHEXR38-R1
½" Hex	1¾	Hex Power Bit	1	Red	1	BITHEXR12-R1





Stainless-Steel
16d SCN Smooth Shank
Connector Nail

**Strength at every
connection.**



Nails

Nails

Strong-Drive® SCN SMOOTH-SHANK CONNECTOR Nail	132
Strong-Drive SCNR RING-SHANK CONNECTOR Nail	133
Premium Exterior Nail	134
Screw-Shank Nail	135
Decking and General Wood Construction Nail — Annular Ring Shank	135
Decking and General Wood Construction Nail — Smooth Shank	137
Siding, Trim, Shake and Shingle Nail	138
Finishing Nail	140
Specialty Nail — Annular Ring Shank	141
Specialty Nail	141
Painted Siding Nail	142
Siding, Trim, Shake and Shingle Nail	142
Roofing Nail — Annular Ring Shank	144
Specialty Nail — Fencing Staples	145
Specialty Nail — Hog Rings — Hill Pattern	145

Exterior Nails

Strong-Drive®
SCN SMOOTH-SHANK CONNECTOR Nail

For Simpson Strong-Tie® Connectors

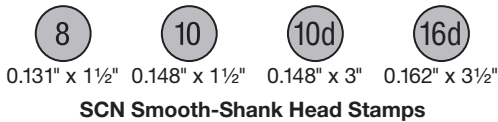
Simpson Strong-Tie Connector nails are the best choice for Simpson Strong-Tie connectors.

Features:

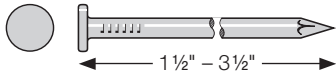
- Code-compliant hot-dip galvanized
- Complies with ASTM F1667, metal hardware nails
- Head ID stamp for easy identification

See p. 148 for collated Strong-Drive SCN Smooth-Shank Connector nails.

For Technical Data and Loads, see C-F-2023TECHSUP *Fastening Systems Technical Guide*, p. 206



Hot-Dip Galvanized — ASTM A153, Class D



Diameter x Length (in.)	Head Diameter (in.)	Approx. Count per lb.	1 lb. Model No.	Retail Pack Count	Retail Pack	Mini-Bulk Count	Mini-Bulk
0.131 x 1 1/2	0.28	150	N8	150	N8DHDG-R	750	N8D5HDG-R
0.148 x 1 1/2	0.31	120	N10	120	N10DHDG-R	600	N10D5HDG-R
0.148 x 3	0.31	—	—	50	10DHDG-R	250	10D5HDG-R
0.162 x 3 1/2	0.34	—	—	40	16DHDG-R	200	16D5HDG-R

Exterior Nails

Strong-Drive® SCNR RING-SHANK CONNECTOR Nail

For Simpson Strong-Tie® Connectors

Strong-Drive SCNR Ring-Shank Connector nails are the best choice for achieving full load values in stainless steel connectors. Choose Type 316 stainless-steel nails when using stainless-steel connectors.

Features:

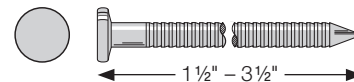
- Head ID stamp for easy identification
- Type 316 stainless steel for use with stainless-steel connectors
- Use stainless-steel ring-shank nails for full connector loads
- Complies with ASTM F1667, metal hardware nails

See p. 149 for collated Strong-Drive SCNR Ring-Shank Connector nails.

For Technical Data and Loads, see C-F-2023TECHSUP *Fastening Systems Technical Guide*, p. 207

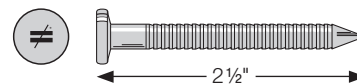
				
0.131" x 1½"	0.131" x 2½"	0.148" x 1½"	0.148" x 3"	0.162" x 3½"

SCNR Ring-Shank Head Stamps



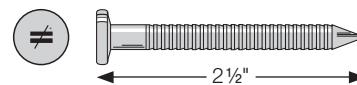
Type 316 Stainless Steel

Diameter x Length (in.)	Gauge	Head Diameter (in.)	Approx. Count per lb.	1 lb. Model No.	Retail Pack Count	Retail Pack	Mini-Bulk Count	Mini-Bulk	Bulk Count	Bulk Model No.
0.131 x 1½	10	0.28	155	SSNA8	150	SSNA8D	750	SSNA8D5	3,750	SSNA8DB
0.131 x 2½	10	0.28	94	SSA8D	90	SSA8DD	450	SSA8D5	2,250	SSA8DB
0.148 x 1½	9	0.31	123	SSNA10	120	SSNA10D	600	SSNA10D5	3,000	SSNA10DB
0.148 x 3	9	0.31	63	SSA10D	50	SSA10DD	250	SSA10D5	1,250	SSA10DB
0.162 x 3½	8	0.34	44	SSA16D	40	SSA16DD	200	SSA16D5	1,000	SSA16DB



Hot-Dip Galvanized — ASTM A153, Class D

Diameter x Length (in.)	Gauge	Head Diameter (in.)	Approx. Count per lb.	1 lb. Model No.	1 lb. Box Model No.	Approx. 5 lb. Count	5 lb. Box Model No.	Approx. 25 lb. Count	25 lb. Box Model No.
0.250 x 2½	3½	0.50	27	N54AHDG — Sold by the pound					



Bright

Diameter x Length (in.)	Gauge	Head Diameter (in.)	Approx. Count per lb.	1 lb. Model No.	1 lb. Box Model No.	Approx. 5 lb. Count	5 lb. Box Model No.	Approx. 25 lb. Count	25 lb. Box Model No.
0.250 x 2½	3½	0.50	27	N54A — Sold by the pound					

Bright nails are not for use in exterior or preservative-treated wood applications.

Exterior Nails

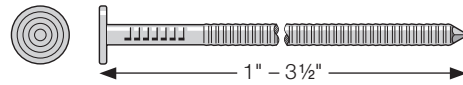
Premium Exterior Nail

Common Applications:

- Siding in severe-exposure environments

Features:

- Type 316 stainless steel for seaside applications and severe-exposure environments
- Passivated to ensure corrosion resistance
- Circle pattern head reduces glare and accepts surface finishes
- Annular ring shank increases withdrawal resistance, provides greater holding power
- Blunt diamond point drives true and reduces board splitting



Type 316 Stainless Steel

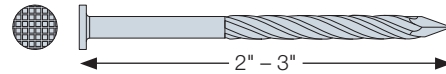
Penny Size	Length (in.)	Wire Gauge	Shank Diameter (in.)	Head Diameter (in.)		Approx. Count per lb.	1 lb. Model No.	5 lb. Model No.	25 lb. Bucket Model No.
2d	1	15	0.072	5/32	0.156	807	T2KR51	T2KR55	T2KR5B
2d	1	14	0.083	7/32	0.219	530	T2KR71	T2KR75	—
3d	1 1/4	14	0.083	5/32	0.156	495	T3KR51	T3KR55	T3KR5B
3d	1 1/4	14	0.083	7/32	0.219	470	T3KR71	T3KR75	T3KR7B
4d	1 1/2	14	0.083	5/32	0.156	398	T4KR51	T4KR55	T4KR5B
4d	1 1/2	14	0.083	7/32	0.219	394	T4KR71	T4KR75	T4KR7B
5d	1 3/4	14	0.083	5/32	0.156	354	T5KR51	T5KR55	T5KR5B
5d	1 3/4	14	0.083	7/32	0.219	337	T5KR71	T5KR75	T5KR7B
6d	2	14	0.083	5/32	0.156	402	T6KR51	T6KR55	T6KR5B
6d	2	13	0.092	7/32	0.219	261	T6KR71	T6KR75	T6KR7B
7d	2 1/4	13	0.092	5/32	0.156	215	T7KR51	T7KR55	T7KR5B
7d	2 1/4	13	0.092	7/32	0.219	216	T7KR71	T7KR75	T7KR7B
8d	2 1/2	13	0.092	5/32	0.156	196	T8KR51	T8KR55	T8KR5B
8d	2 1/2	13	0.092	7/32	0.219	196	T8KR71	T8KR75	T8KR7B
10d	3	12	0.113	7/32	0.219	120	T10KR71	T10KR75	T10KR7B
16d	3 1/2	11	0.120	1/4	0.250	88	T16KR41	T16KR45	T16KR4B

Exterior Nails

Screw-Shank Nail

Features:

- Checker pattern head blends with wood grain, reduces glare from sunlight and accepts surface finishes
- Screw shank increases withdrawal resistance to provide a secure attachment
- Stainless-steel nails are recommended for construction of permanent wood foundations by the *ANSI/AWC Permanent Wood Foundations Design Specifications*
- Type 316 stainless steel



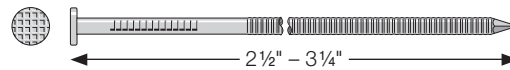
Type 316 Stainless Steel

Penny Size	Length (in.)	Gauge	Shank Diameter (in.)	Head Diameter (in.)		Approx. Count per lb.	1 lb. Model No.	5 lb. Model No.	25 lb. Bucket Model No.
6d	2	12	0.113	17/64	0.266	175	T6SBX1	T6SBX5	T6SBXB
8d	2½	12	0.113	17/64	0.266	138	T8SBX1	T8SBX5	T8SBXB
10d	3	11	0.12	17/64	0.266	99	T10SPBX1	T10SPBX5	T10SPBXB

Decking and General Wood Construction Nail — Annular Ring Shank

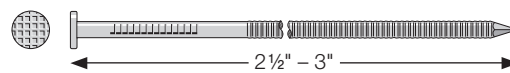
Features:

- Smaller compact heads are less visible
- Checker pattern on head blends with wood grain and reduces glare from sunlight
- Annular ring shank increases withdrawal resistance to help prevent nails from popping up over time
- Slender shank permits nailing at board ends with reduced splitting
- Diamond point for easier driving
- Choose Type 316 stainless steel for seaside applications and superior corrosion resistance
- Hammer caps recommended for painted-head nails



Type 316 Stainless Steel

Penny Size	Length (in.)	Gauge	Shank Diameter (in.)	Head Diameter (in.)		Color	Approx. Count per lb.	1 lb. Model No.	5 lb. Model No.	25 lb. Bucket Model No.
8d	2½	12	0.113	⅞	0.219	Non-painted	145	T8CRD1	T8CRD5	T8CRDB
10d	3	12	0.113	⅞	0.219	Non-painted	120	T10CRD1	T10CRD5	—
12d	3¼	12	0.113	⅞	0.219	Non-painted	110	T12CRD1	T12CRD5	—



Type 304 Stainless Steel

Penny Size	Length (in.)	Gauge	Shank Diameter (in.)	Head Diameter (in.)		Color	Approx. Count per lb.	1 lb. Model No.	5 lb. Model No.	25 lb. Bucket Model No.
8d	2½	12	0.113	⅞	0.219	Non-painted	145	S8CRD1	S8CRD5	S8CRDB
10d	3	12	0.113	⅞	0.219	Non-painted	120	S10CRD1	S10CRD5	S10CRDB

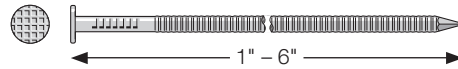
These products are subject to quantities on hand, or may require special-order, minimum order quantities and longer lead times. Call Simpson Strong-Tie for details (800) 999-5099.

Exterior Nails

Decking and General Wood Construction Nail — Annular Ring Shank

Features:

- Annular ring shank increases withdrawal resistance to provide a secure attachment
- Stainless-steel nails are recommended for construction of permanent wood foundations by the *ANSI/AWC Permanent Wood Foundations Design Specifications*
- Choose Type 316 stainless steel for seaside applications and superior corrosion resistance

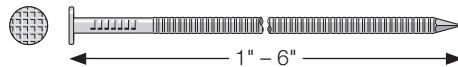


Type 316 Stainless Steel

Penny Size	Length (in.)	Gauge	Shank Diameter (in.)	Head Diameter (in.)		Approx. Count per lb.	1 lb. Model No.	5 lb. Model No.	25 lb. Bucket Model No.
2d	1	15	0.072	3⁄16	0.188	807	T2ACN1	—	T2ACNB
3d	1¼	14	0.083	7⁄32	0.219	473	T3ACN1	T3ACN5	T3ACNB
4d	1½	12	0.113	¼	0.250	228	T4ACN1	T4ACN5	T4ACNB
4d	1½	9	0.148	5⁄16	0.313	130	T4HACN1	T4HACN5	T4HACNB
6d	2	11	0.120	17⁄64	0.266	144	T6ACN1	T6ACN5	T6ACNB
8d	2½	10	0.131	9⁄32	0.281	94	T8ACN1**	T8ACN5**	T8ACNB**
10d	3	9	0.148	5⁄16	0.313	67	T10ACN1*	T10ACN5*	T10ACNB*
12d	3¼	9	0.148	5⁄16	0.313	60	T12ACN1*	T12ACN5*	T12ACNB*
16d	3½	8	0.162	11⁄32	0.344	44	T16ACN1	T16ACN5	T16ACNB
20d	4	6	0.203	7⁄16	0.438	25	T20ACN1	T20ACN5	T20ACNB
30d	4½	6	0.203	7⁄16	0.438	22	—	—	T30ACNB
40d	5	6	0.203	7⁄16	0.438	19	T40ACN1	T40ACN5	T40ACNB
60d	6	4	0.238	15⁄32	0.469	12	—	—	T60ACNB*

*Complies with ASTM F1667 specifications for post-frame ring-shank nails.

**Complies with ASTM F1667 specifications for roof-sheathing ring-shank nails.



Type 304 Stainless Steel

Penny Size	Length (in.)	Gauge	Shank Diameter (in.)	Head Diameter (in.)		Approx. Count per lb.	1 lb. Model No.	5 lb. Model No.	25 lb. Bucket Model No.
2d	1	15	0.072	3⁄16	0.188	807	S2ACN1	S2ACN5	S2ACNB
2d	1	14	0.083	7⁄32	0.219	530	S2HACN1	—	S2HACNB
3d	1¼	14	0.083	7⁄32	0.219	473	S3ACN1	S3ACN5	S3ACNB
4d	1½	12	0.113	¼	0.250	228	S4ACN1	S4ACN5	S4ACNB
6d	2	11	0.120	17⁄64	0.266	144	S6ACN1	S6ACN5	S6ACNB
8d	2½	10	0.131	9⁄32	0.281	94	S8ACN1**	S8ACN5**	S8ACNB**
10d	3	9	0.148	5⁄16	0.313	67	S10ACN1*	S10ACN5*	S10ACNB*
12d	3¼	9	0.148	5⁄16	0.313	60	S12ACN1*	S12ACN5*	S12ACNB*
16d	3½	8	0.162	11⁄32	0.344	44	S16ACN1	S16ACN5	S16ACNB
20d	4	6	0.203	7⁄16	0.438	25	S20ACN1	S20ACN5	S20ACNB
30d	4½	6	0.203	7⁄16	0.438	22	S30ACN1	S30ACN5	S30ACNB
40d	5	6	0.203	7⁄16	0.438	19	S40ACN1	S40ACN5	S40ACNB
60d	6	4	0.238	15⁄32	0.469	12	—	—	S60ACNB*

*Complies with ASTM F1667 specifications for post-frame ring-shank nails.

**Complies with ASTM F1667 specifications for roof-sheathing ring-shank nails.

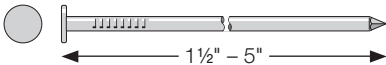
These products are subject to quantities on hand, or may require special-order, minimum order quantities and longer lead times. Call Simpson Strong-Tie for details (800) 999-5099.

Exterior Nails

Decking and General Wood Construction Nail — Smooth Shank

Features:

- Stainless-steel nails are recommended for construction of permanent wood foundations by the *ANSI/AWC Permanent Wood Foundations Design Specifications*
- Choose Type 316 stainless steel for seaside applications and superior corrosion resistance



Type 316 Stainless Steel

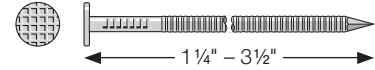
Penny Size	Length (in.)	Gauge	Shank Diameter (in.)	Head Diameter (in.)		Approx. Count per lb.	1 lb. Model No.	5 lb. Model No.	25 lb. Bucket Model No.
4d	1 1/2	12	0.113	1/4	0.250	228	T4CN1	—	T4CNB
6d	2	11	0.120	17/64	0.266	144	T6CN1	—	T6CNB
8d	2 1/2	10	0.131	9/32	0.281	94	T8CN1	—	T8CNB
10d	3	9	0.148	5/16	0.313	67	T10CN1	T10CN5	T10CNB
16d	3 1/2	8	0.162	1 1/32	0.344	44	T16CN1	T16CN5	T16CNB
20d	4	6	0.203	7/16	0.438	25	T20CN1	—	—
40d	5	6	0.203	7/16	0.438	19	—	—	T40CNB

Exterior Nails

Siding, Trim, Shake and Shingle Nail

Features:

- Checker pattern on head blends with wood grain, reduces glare from sunlight and accepts surface finishes
- Annular ring shank increases withdrawal resistance to provide a secure attachment that reduces cupping of siding boards
- Diamond point for easier driving
- Choose Type 316 stainless steel for seaside applications and superior corrosion resistance



Type 316 Stainless Steel

Penny Size	Length (in.)	Gauge	Shank Diameter (in.)	Head Diameter (in.)		Approx. Count per lb.	1 lb. Model No.	5 lb. Model No.	25 lb. Bucket Model No.
3d	1 ¼	14	0.083	⅝	0.156	495	T3SND1	T3SND5	T3SNDB
4d	1 ½	14	0.083	⅝	0.156	398	T4SND1	T4SND5	T4SNDB
5d	1 ¾	14	0.083	⅝	0.156	354	T5SND1	T5SND5	T5SNDB
6d	2	13	0.092	⅝	0.156	245	T6SND1	T6SND5	T6SNDB
7d	2 ¼	13	0.092	⅝	0.156	215	T7SND1	T7SND5	T7SNDB
8d	2 ½	13	0.092	⅝	0.156	196	T8SND1	T8SND5	T8SNDB
10d	3	12	0.113	⅞	0.219	120	T10SND1	T10SND5	T10SNDB
12d	3 ¼	12	0.113	⅞	0.219	110	—	—	T12SNDB
16d	3 ½	11	0.120	¾	0.250	88	—	T16SND5	T16SNDB



Type 304 Stainless Steel

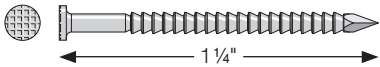
Penny Size	Length (in.)	Gauge	Shank Diameter (in.)	Head Diameter (in.)		Approx. Count per lb.	1 lb. Model No.	5 lb. Model No.	25 lb. Bucket Model No.
3d	1 ¼	14	0.083	⅝	0.156	495	S3SND1	S3SND5	S3SNDB
4d	1 ½	14	0.083	⅝	0.156	398	S4SND1	S4SND5	S4SNDB
5d	1 ¾	13	0.092	⅝	0.156	260	SP5SND1	SP5SND5	SP5SNDB
5d	1 ¾	14	0.083	⅝	0.156	354	S5SND1	S5SND5	S5SNDB
6d	2	13	0.092	⅝	0.156	245	S6SND1	S6SND5	S6SNDB
7d	2 ¼	13	0.092	⅝	0.156	215	S7SND1	S7SND5	S7SNDB
8d	2 ½	13	0.092	⅝	0.156	196	S8SND1	S8SND5	S8SNDB
10d	3	12	0.113	⅞	0.219	120	S10SND1	S10SND5	S10SNDB
12d	3 ¼	12	0.113	⅞	0.219	110	S12SND1	S12SND5	S12SNDB
16d	3 ½	11	0.120	¾	0.250	88	S16SND1	S16SND5	S16SNDB
20d	4	10	0.131	¾	0.250	74	S20SND1	S20SND5	S20SNDB

Exterior Nails

Siding, Trim, Shake and Shingle Nail

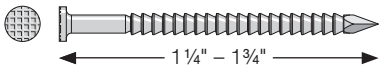
Features:

- Designed to fashion woven corners
- Ultra-thin 0.072"-wire diameter
- Unobtrusive 0.141"-diameter head
- Blunt diamond point minimizes shingle splitting
- Annular ring-shank thread
- Choose Type 316 stainless steel for seaside applications and superior corrosion resistance



Type 316 Stainless Steel

Penny Size	Length (in.)	Wire Gauge	Shank Diameter (in.)	Head Diameter (in.)		Approx. Count per lb.	1 lb. Model No.	5 lb. Model No.
3d	1 1/4	15	0.072	5/64	0.141	550	T3ACDRWVR1	T3ACDRWVR5



Type 304 Stainless Steel

Penny Size	Length (in.)	Wire Gauge	Shank Diameter (in.)	Head Diameter (in.)		Approx. Count per lb.	1 lb. Model No.	5 lb. Model No.	25 lb. Model No.
3d	1 1/4	15	0.072	5/64	0.141	550	S3ACDRWVR1	S3ACDRWVR5	—
5d	1 3/4	15	0.072	5/64	0.141	550	—	—	S5ACDRWVRB

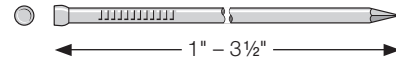
These products are subject to quantities on hand, or may require special-order, minimum order quantities and longer lead times. Call Simpson Strong-Tie for details (800) 999-5099.

Exterior Nails

Finishing Nail

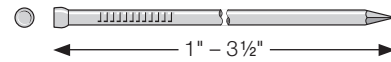
Features:

- Brad head for a less visible appearance
- Smooth shank, diamond point for easier driving
- Choose Type 316 stainless steel for seaside applications and superior corrosion resistance



Type 316 Stainless Steel

Penny Size	Length (in.)	Gauge	Shank Diameter (in.)	Head Diameter (in.)		Approx. Count per lb.	1 lb. Model No.	5 lb. Model No.	25 lb. Bucket Model No.
2d	1	15	0.072	$\frac{6}{55}$	0.109	863	T2FN1	—	T2FNB
3d	1 ¼	15	0.072	$\frac{6}{55}$	0.109	649	T3FN1	T3FN5	T3FNB
4d	1 ½	14	0.083	$\frac{3}{25}$	0.120	434	T4FN1	T4FN5	T4FNB
5d	1 ¾	14	0.083	$\frac{3}{25}$	0.120	375	T5FN1	—	—
6d	2	13	0.092	$\frac{5}{37}$	0.135	247	T6FN1	T6FN5	T6FNB
8d	2 ½	12	0.113	$\frac{4}{27}$	0.148	146	T8FN1	T8FN5	T8FNB
10d	3	11	0.120	$\frac{16}{97}$	0.165	102	T10FN1	—	T10FNB
12d	3 ¼	11	0.120	$\frac{16}{97}$	0.165	97	T12FN1	T12FN5	—
16d	3 ½	11	0.120	$\frac{16}{97}$	0.165	86	T16FN1	T16FN5	T16FNB



Type 304 Stainless Steel

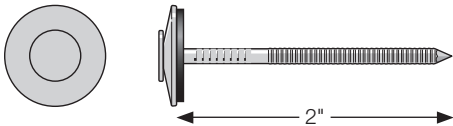
Penny Size	Length (in.)	Gauge	Shank Diameter (in.)	Head Diameter (in.)		Approx. Count per lb.	1 lb. Model No.	5 lb. Model No.	25 lb. Bucket Model No.
3d	1 ¼	15	0.072	$\frac{6}{55}$	0.109	649	S3FN1	S3FN5	S3FNB
4d	1 ½	14	0.083	$\frac{3}{25}$	0.120	434	S4FN1	S4FN5	S4FNB
5d	1 ¾	14	0.083	$\frac{3}{25}$	0.120	375	S5FN1	—	S5FNB
6d	2	13	0.092	$\frac{5}{37}$	0.135	247	S6FN1	S6FN5	S6FNB
8d	2 ½	12	0.113	$\frac{4}{27}$	0.148	146	S8FN1	S8FN5	S8FNB
10d	3	11	0.120	$\frac{16}{97}$	0.165	102	S10FN1	S10FN5	S10FNB
12d	3 ¼	11	0.120	$\frac{16}{97}$	0.165	97	—	—	S12FNB
16d	3 ½	11	0.120	$\frac{16}{97}$	0.165	86	S16FN1	S16FN5	S16FNB

Exterior Nails

Specialty Nail — Annular Ring Shank

Features:

- Smooth head
- Washers are made from Type 316 stainless steel with bonded EPDM washer to provide a weather-resistant seal for exterior sheathing and roofing applications
- Annular ring shanks increase withdrawal resistance to provide a secure attachment



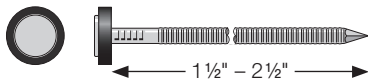
Type 316 Stainless Steel

Penny Size	Length (in.)	Gauge	Shank Diameter (in.)	Washer Diameter (in.)	Approx. Count per lb.	1 lb. Count Model No.
6d	2	10	0.131	0.625	75	T10A200X07

Specialty Nail

Features:

- Heavy EPDM washer provides a weather-proof seal (7/16" OD x 1/8" thick)
- Recommended fastener for installation of corrugated-panel roofing as well as sheet-metal roofing and siding in corrosive environments
- Annular ring shank increases withdrawal resistance to provide a secure attachment to wood members



Type 304 Stainless Steel

Penny Size	Length (in.)	Gauge	Shank Diameter (in.)	Head Diameter (in.)		Approx. Count per lb.	5 lb. Model No.	25 lb. Bucket Model No.
4d	1½	10	0.131	¾	0.375	113	—	S10150RNWB
5d	1¾	10	0.131	¾	0.375	105	S10175RNW5	S10175RNWB
8d	2½	10	0.131	¾	0.375	83	S10250RNW5	S10250RNWB

C-F-2023 © 2023 SIMPSON STRONG-TIE COMPANY INC.

Exterior Nails

Painted Siding Nail

Features:

- Premium-quality nails for cedar, redwood and cypress siding materials
- Durable painted finish helps heads blend with siding material
- Checker pattern on head blends with wood texture
- Annular ring shank increases withdrawal resistance to provide a secure attachment
- Slender gauge and diamond point for easier driving
- Custom colors available upon request (minimums apply) — call for details
- Choose Type 316 stainless steel for seaside applications and superior corrosion resistance
- Hammer caps recommended for painted-head nails

Type 316 Stainless Steel



Penny Size	Length (in.)	Gauge	Shank Diameter (in.)	Head Diameter (in.)		Color	Approx. Count per lb.	1 lb. Model No.	25 lb. Bucket Model No.
8d	2½	13	0.092	5/32	0.156	White	196	T8SNDW1	T8SNDWB



White

Type 304 Stainless Steel



Penny Size	Length (in.)	Gauge	Shank Diameter (in.)	Head Diameter (in.)		Color	Approx. Count per lb.	1 lb. Model No.	5 lb. Model No.	25 lb. Bucket Model No.
6d	2	13	0.092	5/32	0.156	White	245	S6SNDW1	S6SNDW5	—
8d	2½	13	0.092	5/32	0.156	White	196	S8SNDW1	S8SNDW5	—
10d	3	12	0.113	7/32	0.219	Dark Brown	120	S10SNDB1	S10SNDB5	—
10d	3	12	0.113	7/32	0.219	Redwood	120	S10SNDR1	—	S10SNDRB
10d	3	12	0.113	7/32	0.219	Tan	120	S10SNDT1	S10SNDT5	—
10d	3	12	0.113	7/32	0.219	White	120	—	—	S10SNDWB
16d	3½	11	0.120	¼	0.250	Dark Brown	88	S16SNDB1	S16SNDB5	—
16d	3½	11	0.120	¼	0.250	Redwood	88	S16SNDR1	S16SNDR5	S16SNDRB
16d	3½	11	0.120	¼	0.250	Sienna	88	S16SNS1	S16SNS5	—
16d	3½	11	0.120	¼	0.250	Tan	88	S16SNDT1	S16SNDT5	S16SNDTB



Dark Brown



Sienna



Redwood



Tan

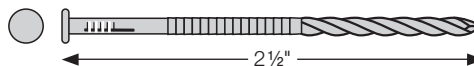


White

Siding, Trim, Shake and Shingle Nail

Specifically designed for use with PVC trim board. The spiral shank beginning of the nail allows the nail to smoothly work itself into the board. The ring-shank provides withdrawal resistance. Ring-shank nails can burst the back of the trim board leading to an unsatisfactory fit, while smooth-shank nails and trim nails do not have the same withdrawal resistance. The PVC trim-board nail is the best of both worlds.

Type 316 Stainless Steel



Penny Size	Length (in.)	Screw Size/ Nail Gauge	Shank Dia. (in.)	Head Dia. (in.)	Shank	Head Type	Point	Count per lb. (approx.)	Package Size	Model No.
8d	2½	13	0.092	0.21	Spiral/ring shank	Checkered head	Diamond point	196	1,000	T8VTN1000



White

Exterior Nails

Siding, Trim, Shake and Shingle Nail

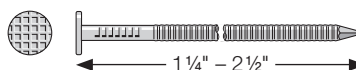
Features:

- 7/32"-diameter flat head provides ample bearing surface to firmly secure shakes and shingles of all types
- Checker pattern on head blends with wood grain, reduces glare from sunlight and accepts surface finishes
- Annular ring-shank increases withdrawal resistance to provide a secure attachment
- Slender shanks minimize splitting
- Diamond point for easier driving
- Choose Type 316 stainless steel for seaside applications and superior corrosion resistance



Type 316 Stainless Steel

Penny Size	Length (in.)	Gauge	Shank Diameter (in.)	Head Diameter (in.)		Approx. Count per lb.	1 lb. Model No.	5 lb. Model No.	25 lb. Bucket Model No.
3d	1¼	14	0.083	⅞ ₃₂	0.219	470	T3SN71	—	T3SN7B
4d	1½	14	0.083	⅞ ₃₂	0.219	394	T4SN71	T4SN75	T4SN7B
5d	1¾	14	0.083	⅞ ₃₂	0.219	337	T5SN71	T5SN75	T5SN7B
6d	2	13	0.092	⅞ ₃₂	0.219	237	T6SN71	T6SN75	T6SN7B
7d	2¼	13	0.092	⅞ ₃₂	0.219	216	—	T7SN75	T7SN7B
8d	2½	13	0.092	⅞ ₃₂	0.219	196	T8SN71	T8SN75	T8SN7B



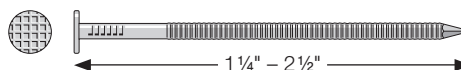
Type 304 Stainless Steel

Penny Size	Length (in.)	Gauge	Shank Diameter (in.)	Head Diameter (in.)		Approx. Count per lb.	1 lb. Model No.	5 lb. Model No.	25 lb. Bucket Model No.
3d	1¼	14	0.083	⅞ ₃₂	0.219	470	S3SN71	S3SN75	S3SN7B
4d	1½	14	0.083	⅞ ₃₂	0.219	394	S4SN71	S4SN75	S4SN7B
5d	1¾	14	0.083	⅞ ₃₂	0.219	337	S5SN71	S5SN75	S5SN7B
6d	2	13	0.092	⅞ ₃₂	0.219	237	S6SN71	S6SN75	S6SN7B
7d	2¼	13	0.092	⅞ ₃₂	0.219	216	S7SN71	S7SN75	S7SN7B
8d	2½	13	0.092	⅞ ₃₂	0.219	196	S8SN71	S8SN75	S8SN7B

Siding, Trim, Shake and Shingle Nail

Features:

- Designed expressly for application of various lap and panel siding materials made of fiber-cement composites
- Checker pattern on head blends with faux wood grain, reduces glare from sunlight and accepts surface finishes
- Annular ring shank increases withdrawal resistance to provide a secure attachment
- 1 1/4" length has an 1 1/32" head for blind-nailing lap siding
- Diamond point for easier driving
- Recommended for seaside applications and superior corrosion resistance



Type 316 Stainless Steel

Penny Size	Length (in.)	Gauge	Shank Diameter (in.)	Head Diameter (in.)		Approx. Count per lb.	1 lb. Model No.	5 lb. Model No.	25 lb. Bucket Model No.
4d	1½	11	0.120	⅜	0.375	179	T4PCS1	T4PCS5	T4PCSB
6d	2	11	0.120	⅜	0.375	144	T6PCS1	T6PCS5	T6PCSB
8d	2½	11	0.120	⅜	0.375	115	T8PCS1*	T8PCS5*	T8PCSB*

*Complies with ASTM F1667 specifications for roof-sheathing ring-shank nails.

These products are subject to quantities on hand, or may require special-order, minimum order quantities and longer lead times. Call Simpson Strong-Tie for details (800) 999-5099.

Exterior Nails

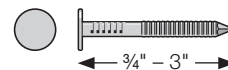
Roofing Nail — Annular Ring Shank

Features:

- Large, flat head provides extra bearing surface to firmly secure roofing material
- Annular ring shank increases withdrawal resistance to provide a secure attachment to wood members and plywood roof decks
- Longer lengths ideal for installing curved Spanish roof tiles and thicker slate
- Aluminum nails also available with a screw shank; call Simpson Strong-Tie for details (800) 999-5099

Installation Tips:

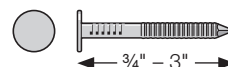
- For slate roofs, determine the correct nail length by doubling the slate thickness and adding one inch



Type 316 Stainless Steel

Penny Size	Length (in.)	Gauge	Shank Diameter (in.)	Head Diameter (in.)		Approx. Count per lb.	1 lb. Model No.	5 lb. Model No.	25 lb. Bucket Model No.
—	¾	10	0.131	⅜	0.375	281	T7510ARN1	T7510ARN5	T7510ARNB
2d	1	10	0.131	⅜	0.375	212	T210ARN1	T210ARN5	T210ARNB
3d	1¼	10	0.131	⅜	0.375	166	T310ARN1	T310ARN5	T310ARNB
3d	1¼	11	0.120	11⁄32	0.344	199	T311ARN1	—	T311ARNB
4d	1½	10	0.131	⅜	0.375	139	T410ARN1	T410ARN5	T410ARNB
4d	1½	11	0.120	11⁄32	0.344	170	T411ARN1	T411ARN5	T411ARNB
5d	1¾	10	0.131	⅜	0.375	126	T510ARN1	T510ARN5	T510ARNB
6d	2	10	0.131	⅜	0.375	105	T610ARN1	T610ARN5	T610ARNB
8d	2½	10	0.131	⅜	0.375	91	T810ARN1*	T810ARN5*	T810ARNB*
10d	3	10	0.131	⅜	0.375	78	T1010ARN1*	T1010ARN5*	T1010ARNB*

*Complies with ASTM F1667 specifications for roof-sheathing ring-shank nails.



Type 304 Stainless Steel

Penny Size	Length (in.)	Gauge	Shank Diameter (in.)	Head Diameter (in.)		Approx. Count per lb.	1 lb. Model No.	5 lb. Model No.	25 lb. Bucket Model No.
—	¾	10	0.131	⅜	0.375	281	S7510ARN1	S7510ARN5	S7510ARNB
2d	1	10	0.131	⅜	0.375	212	S210ARN1	S210ARN5	S210ARNB
3d	1¼	10	0.131	⅜	0.375	166	S310ARN1	S310ARN5	S310ARNB
3d	1¼	11	0.120	⅜	0.375	199	—	S311ARN5	S311ARNB
4d	1½	10	0.131	⅜	0.375	139	S410ARN1	S410ARN5	S410ARNB
4d	1½	11	0.120	⅜	0.375	170	S411ARN1	S411ARN5	S411ARNB
5d	1¾	10	0.131	⅜	0.375	126	S510ARN1	S510ARN5	S510ARNB
5d	1¾	11	0.120	⅜	0.375	149	—	S511ARN5	S511ARNB
6d	2	10	0.131	⅜	0.375	105	S610ARN1	S610ARN5	S610ARNB
6d	2	11	0.120	⅜	0.375	136	S611ARN1	—	S611ARNB
8d	2½	10	0.131	⅜	0.375	91	S810ARN1*	S810ARN5*	S810ARNB*
10d	3	10	0.131	⅜	0.375	78	S1010ARN1*	S1010ARN5*	S1010ARNB*

*Complies with ASTM F1667 specifications for roof-sheathing ring-shank nails.

These products are subject to quantities on hand, or may require special-order, minimum order quantities and longer lead times. Call Simpson Strong-Tie for details (800) 999-5099.

Exterior Nails

Roofing Nail — Annular Ring Shank

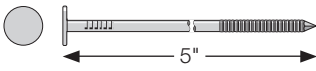
Features:

- Large, flat head provides extra bearing surface to firmly secure roofing material
- Annular ring shank increases withdrawal resistance to provide a secure attachment to wood members and plywood roof decks
- Longer lengths ideal for installing curved Spanish roof tiles and thicker slate

Installation Tips:

- For slate roofs, determine the correct nail length by doubling the slate thickness and adding one inch

Type 304 Stainless Steel



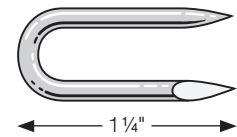
Penny Size	Length (in.)	Gauge	Shank Diameter (in.)	Head Diameter (in.)	Approx. Count per lb.	25 lb. Bucket Model No.
40d	5	8	0.162	½	28	S40ATNB*

*Complies with ASTM F1667 specifications for post-frame ring-shank nails.

Specialty Nail — Fencing Staples

Type 304 Stainless Steel

Length (in.)	Screw Size/ Nail Gauge	Count per lb. (approx.)	Package Size	Model No.
1 ¼	13	202	1 lb.	S13125FS1
1 ¼	13	202	5 lb.	S13125FS5
1 ¼	13	202	25 lb.	S13125FSB



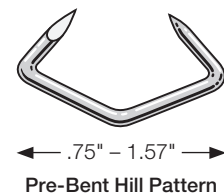
Specialty Nail — Hog Rings — Hill Pattern


Features:

- #3 pre-bent

Type 304 Stainless Steel

Gauge	Width Open (in.)	Width Across (in.)	Approx. Count per lb.	1 lb. Model No.	5 lb. Model No.	25 lb. Bucket Model No.
13	0.812	1.57	204	S13075HR1	S13075HR5	S13075HRB
14	0.280	0.75	540	S14075HR1	—	S14075HRB





Strong-Drive® 33° SCNR RING-SHANK CONNECTOR Nail

**Premium quality,
driven to excellence.**

Collated Nails and Staples

Strong-Drive® Connector Nails

Strong-Drive 33° SCN SMOOTH-SHANK CONNECTOR Nail	148
Strong-Drive 33° SCNR RING-SHANK CONNECTOR Nail	149

Siding/Fencing/Trim Nails

0° Inserted Plastic Coil, Full Round Head, Ring-Shank Nail	150
15° Inserted Plastic Coil, Full Round Head, Ring-Shank Nail	151
15° Inserted Plastic Coil, Full Round Head, Ring-Shank Nail	152
15° Wire Coil, Full Round Head, Ring-Shank Siding Nail. . .	153
15° Wire Coil, Painted, Full Round Head, Ring-Shank Nail	154

Roofing Nails

15° Wire Coil, Full Round Head, Ring-Shank Roofing Nail. . .	155
15° Wire Coil, Full Round Head, Smooth-Shank Roofing Nail. .	156

Framing Nails

15° Wire Coil, Full Round Head, Ring-Shank Decking/Framing Nail	157
15° Wire Coil, Painted, Full Round Head, Ring-Shank Decking/Framing Nail	158
20°-22° Plastic Strip, Casing Head, Ring-Shank Nail.	159
20°-22° Plastic Strip, Full Round Head, Ring-Shank Nail . . .	160
20°-22° Plastic Strip, Full Round Head, Screw-Shank Nail . .	162
31°-34° Plastic Strip, Full Round Head, Ring-Shank Nail . . .	164
28° Wire Weld, Clipped Head, Ring-Shank Nail	165
31°-34° Paper Tape, Clipped Head, Ring-Shank Nail	166

Trim Nails

20° Angle, Adhesive Collation, T-Style Head, 16-Gauge Finishing Nail	167
25° Angle, Adhesive Collation, FN-Style, 15-Gauge Finishing Nail	168
Tape Collation, DA-Style Angle, 15-Gauge Finishing Nail. . .	169
Straight, Adhesive Collation, T-Style Head, 16-Gauge Finishing Nail	170
Straight, Adhesive Collation, T-Style Head, 18-Gauge Brads	171
Straight, Adhesive Collation, 23-Gauge Micro Pins	172

Specialty

L Series Flooring Cleats.	173
T Series Flooring Cleats.	173

Collated Staples

½" Crown, 15½-Gauge Staples.	174
1" Crown, 16-Gauge Staples.	174
½" Crown, 16-Gauge Staples	175
¼" Crown, 18-Gauge Staples	176
7/16" Crown, 16-Gauge Staples.	177

Connector Nails

Strong-Drive® 33° SCN SMOOTH-SHANK CONNECTOR Nail

Features:

- 33° collation angle
- Full round head
- Head ID stamp


See p. 132 for bulk Strong-Drive SCN Smooth-Shank Connector nails.

For Technical Data and Loads, see C-F-2023TECHSUP
Fastening Systems Technical Guide, p. 206

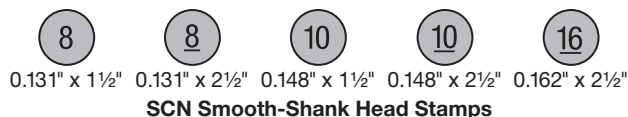
Compatible Tools

If you don't see your particular model in the table below,
see strongtie.com/toolmatrix or call Simpson Strong-Tie
for assistance with fastener selection (800) 999-5099.

Brand	Model
Bostitch®	MCN150 (up to 1½"), MCN250, F33PT
Grip-Rite®	GR150 (up to 1½"), GRSB150-1½ (up to 1½"), GR250, GRSB250-2½
Hitachi®	NR65AK
Paslode®	PF150S-PP (up to 1½"), F250S-PP
Senco®	HN150 (up to 1½"), HN250



Orange Painted Tip
for Better Visibility



SCN Smooth-Shank Head Stamps

Hot-Dip Galvanized — ASTM A153, Class D

Shank Dia. x Length (in.)	Head Diameter (in.)	Carton Quantity	Model No.	Replacement for
0.131 x 1½	0.285	500	N8HDGPT500	8d x 1½"
		4,000	N8HDGPT4000	
0.131 x 2½	0.285	500	8DHDGPT500	8d common
		2,500	8DHDGPT2500	
0.148 x 1½	0.285	500	N10HDGPT500	10d x 1½"
		3,000	N10HDGPT3000	
0.148 x 2½	0.285	500	N10DHDGPT500	10d x 2½"
		2,500	N10DHDGPT2500	
0.162 x 2½	0.285	500	N16HDGPT500	16d x 2½"
		2,000	N16HDGPT2000	

Bright

Shank Dia. x Length (in.)	Head Diameter (in.)	Carton Quantity	Model No.	Replacement for
0.131 x 1½	0.285	4,000	N8BRPT4000	8d x 1½"
0.148 x 1½		3,000	N10BRPT3000	10d x 1½"
0.148 x 2½		2,500	N10DBRPT2500	10d x 2½"

These products are subject to quantities on hand, or may require special-order, minimum order quantities and longer lead times. Call Simpson Strong-Tie for details (800) 999-5099.

Connector Nails

Strong-Drive® 33° SCNR RING-SHANK CONNECTOR Nail

Features:

- 33° collation angle
- Full round head
- Head ID stamp


See p. 133 for bulk Strong-Drive SCNR Ring-Shank Connector nails.

For Technical Data and Loads, see C-F-2023TECHSUP
Fastening Systems Technical Guide, p. 207

Compatible Tools

If you don't see your particular model in the table below,
see strongtie.com/toolmatrix or call Simpson Strong-Tie
for assistance with fastener selection (800) 999-5099.

Brand	Model
Bostitch®	MCN150 (up to 1½"), MCN250, F33PT
Grip-Rite®	GR150 (up to 1½"), GRSB150-1½ (up to 1½"), GR250, GRSB250-2½
Hitachi®	NR65AK
Paslode®	PF150S-PP (up to 1½"), F250S-PP
Senco®	HN150 (up to 1½"), HN250



0.131" x 1½" 0.131" x 2½" 0.148" x 1½" 0.148" x 2½"

SCNR Ring-Shank Head Stamps

Type 316 Stainless Steel

Shank Dia. x Length (in.)	Head Diameter (in.)	Carton Quantity	Model No.	Replacement for
0.131 x 1½	0.285	1,500	T10A150MCN	8d x 1½
0.131 x 2½	0.285	1,000	T10A250MCN	8d common
0.148 x 1½	0.285	1,500	T9A150MCN	10d x 1½
0.148 x 2½	0.285	1,000	T9A250MCN	10d x 2½

Siding/Fencing/Trim Nails

0° Inserted Plastic Coil, Full Round Head, Ring-Shank Nail


Features:

- Checker pattern on head blends with wood grain, reduces glare from sunlight and accepts surface finishes
- Annular ring shank increases withdrawal resistance to provide a secure attachment
- Available in Type 304 and aluminum

Compatible Tools

If you don't see your particular model in the table below, see strongtie.com/toolmatrix or call Simpson Strong-Tie for assistance with fastener selection (800) 999-5099.

Brand	Model
Duo-Fast®	KDN50, RCN60, RCN70, CNP-60Y, CNP-65Y, DF225C
Spotnails®	QCND65



Type 304 Stainless Steel

Penny Size	Length (in.)	Shank Diameter (in.)	Head Diameter (in.)	Carton Quantity	Model No.
7d	2¼	0.099	0.210	7,200	S12A225DNB
7d	2¼	0.099	0.210	1,200	S12A225DNBP

Aluminum

Penny Size	Length (in.)	Shank Diameter (in.)	Head Diameter (in.)	Carton Quantity	Model No.
—	1⅞	0.099	0.210	9,000	A12A187DNB

These products are subject to quantities on hand, or may require special-order, minimum order quantities and longer lead times. Call Simpson Strong-Tie for details (800) 999-5099.

Siding/Fencing/Trim Nails

15° Inserted Plastic Coil, Full Round Head, Ring-Shank Nail


Features:

- Checker pattern on head blends with wood grain, reduces glare from sunlight and accepts surface finishes
- Annular ring shank increases withdrawal resistance to provide a secure attachment
- Choose Type 316 stainless steel for seaside applications and superior corrosion resistance

Compatible Tools

If you don't see your particular model in the table below, see strongtie.com/toolmatrix or call Simpson Strong-Tie for assistance with fastener selection (800) 999-5099.

Brand	Model
Bostitch®	N64C, N66C, N75C
Grip-Rite®	GRTCS250
Hitachi®	NV65AH, NV75AG
Max®	CN550S (up to 2"), CN565S, CN565
Senco®	SCN49



Type 316 Stainless Steel

Penny Size	Length (in.)	Shank Diameter (in.)	Head Diameter (in.)	Carton Quantity	Model No.
4d	1 ½	0.092	0.221	3,200	T13A150IPC
5d	1 ¾	0.092	0.221	3,200	T13A175IPC
5d	1 ¾	0.092	0.221	600	T13A175IPBP
6d	2	0.092	0.221	3,200	T13A200IPC
6d	2	0.092	0.221	600	T13A200IPBP
7d	2 ¼	0.092	0.221	2,400	T13A225IPC
7d	2 ¼	0.092	0.221	600	T13A225IPBP
8d	2 ½	0.092	0.221	2,400	T13A250IPC
8d	2 ½	0.092	0.221	600	T13A250IPBP

Type 304 Stainless Steel

Penny Size	Length (in.)	Shank Diameter (in.)	Head Diameter (in.)	Carton Quantity	Model No.
4d	1 ½	0.092	0.221	3,200	S13A150IPC
5d	1 ¾	0.092	0.221	3,200	S13A175IPC
6d	2	0.092	0.221	3,200	S13A200IPC
7d	2 ¼	0.092	0.221	2,400	S13A225IPC
7d	2 ¼	0.092	0.221	600	S13A225IPBP
8d	2 ½	0.092	0.221	2,400	S13A250IPC

These products are subject to quantities on hand, or may require special-order, minimum order quantities and longer lead times. Call Simpson Strong-Tie for details (800) 999-5099.

Siding/Fencing/Trim Nails

15° Inserted Plastic Coil, Full Round Head, Ring-Shank Nail


Features:

- Checker pattern on head blends with wood grain, reduces glare from sunlight and accepts surface finishes
- Annular ring shank increases withdrawal resistance to provide a secure attachment
- Choose Type 316 stainless steel for seaside applications and superior corrosion resistance

Compatible Tools

If you don't see your particular model in the table below, see strongtie.com/toolmatrix or call Simpson Strong-Tie for assistance with fastener selection (800) 999-5099.

Brand	Model
Bostitch®	N64C, N66C, N75C
Grip-Rite®	GRTCS250
Hitachi®	NV65AH, NV75AG
Max®	CN550S (up to 2"), CN565S, CN565
Senco®	SCN49



Type 304 Stainless Steel — White

Penny Size	Length (in.)	Shank Diameter (in.)	Head Diameter (in.)	Carton Quantity	Model No.
8d	2½	0.092	0.203	600	S13A250IPWBP
8d	2½	0.092	0.203	2,400	S13A250IPW

○
White

Type 316 Stainless Steel

Penny Size	Length (in.)	Shank Diameter (in.)	Head Diameter (in.)	Packaging Quantity	Model No.
8d	2½	0.092	0.203	2,400	T13A250IPC

Siding/Fencing/Trim Nails


15° Wire Coil, Full Round Head, Ring-Shank Siding Nail

Features:

- Ideal for use in fiber-cement boards
- Checker pattern on heads blends with wood grain, reduces glare from sunlight and accepts surface finishes
- Generous underhead fillet allows nails to be driven flush or countersunk, without crushing surrounding wood
- Annular ring shank increases withdrawal resistance to provide a secure attachment that reduces cupping of siding boards
- Slender gauge and diamond point for easier driving
- Choose Type 316 stainless steel for seaside applications and superior corrosion resistance

Compatible Tools

If you don't see your particular model in the table below, see strongtie.com/toolmatrix or call Simpson Strong-Tie for assistance with fastener selection (800) 999-5099.



Brand	Model
Bostitch®	N64C, N66C, N75C
Duo-Fast®	P275C
Grip-Rite®	GRTCS250
Hitachi®	NV65AH, NV75AG
Max®	CN55, CN665, CN565, CN565S, CN550S (up to 2")
Senco®	SCN60XP, SCN49, SCN 65XP, Pallet Pro57F (up to 2¼")

Type 316 Stainless Steel

Penny Size	Length (in.)	Shank Diameter (in.)	Head Diameter (in.)	Carton Quantity	Model No.
3d	1¼	0.092	0.221	1,800	T13A125SNJ
4d	1½	0.092	0.221	1,800	T13A150SNJ
5d	1¾	0.092	0.221	1,800	T13A175SNJ
6d	2	0.092	0.221	1,800	T13A200SNJ
7d	2¼	0.092	0.221	1,800	T13A225SNJ
8d	2½	0.092	0.221	1,800	T13A250SNJ

Type 304 Stainless Steel

Penny Size	Length (in.)	Shank Diameter (in.)	Head Diameter (in.)	Carton Quantity	Model No.
3d	1¼	0.092	0.221	3,600	S13A125SNC
3d	1¼	0.092	0.221	1,500	S13A125SNBP
4d	1½	0.092	0.221	3,600	S13A150SNC
4d	1½	0.092	0.221	1,500	S13A150SNBP
5d	1¾	0.092	0.221	3,600	S13A175SNC
5d	1¾	0.092	0.221	1,200	S13A175SNBP
6d	2	0.092	0.221	3,600	S13A200SNC
6d	2	0.092	0.221	1,200	S13A200SNBP
7d	2¼	0.092	0.221	3,600	S13A225SNC
7d	2¼	0.092	0.221	900	S13A225SNBP
8d	2½	0.092	0.221	3,600	S13A250SNC

These products are subject to quantities on hand, or may require special-order, minimum order quantities and longer lead times. Call Simpson Strong-Tie for details (800) 999-5099.

Siding/Fencing/Trim Nails

15° Wire Coil, Painted, Full Round Head, Ring-Shank Nail


Features:

- Checker pattern on heads blends with wood grain, reduces glare from sunlight and accepts surface finishes
- Durable painted finish helps heads blend with siding material
- Annular ring shank increases withdrawal resistance to provide a secure attachment
- Slender gauge and diamond point for easier driving

Compatible Tools

If you don't see your particular model in the table below, see strongtie.com/toolmatrix or call Simpson Strong-Tie for assistance with fastener selection (800) 999-5099.

Brand	Model
Bostitch®	N64C, N66C, N75C
Duo-Fast®	P275C
Grip-Rite®	GRTCS250
Hitachi®	NV65AH, NV75AG
Max®	CN55, CN665, CN565, CN565S, CN550S (up to 2")
Senco®	SCN60XP, SCN49, SCN 65XP, Pallet Pro57F (up to 2¼")



Type 304 Stainless Steel

Penny Size	Length (in.)	Shank Diameter (in.)	Head Diameter (in.)	Color	Carton Quantity	Model No.
6d	2	0.092	0.221	White	1,200	S13A200WWCBP
6d	2	0.092	0.221	Dark Brown	3,600	S13A200CCB
6d	2	0.092	0.221	Gray	3,600	S13A200CCG
6d	2	0.092	0.221	Redwood	3,600	S13A200CCR
6d	2	0.092	0.221	Tan	3,600	S13A200CCT
6d	2	0.092	0.221	White	3,600	S13A200CWH
7d	2¼	0.092	0.221	Dark Brown	3,600	S13A225CCB
7d	2¼	0.092	0.221	Gray	3,600	S13A225CCG
7d	2¼	0.092	0.221	Redwood	3,600	S13A225CCR
7d	2¼	0.092	0.221	Tan	3,600	S13A225CCT
7d	2¼	0.092	0.221	Sienna	3,600	S13A225CCS
8d	2½	0.092	0.221	White	900	S13A250WWCBP
8d	2½	0.092	0.221	Dark Brown	900	S13A250CCBBP
8d	2½	0.092	0.221	Dark Brown	3,600	S13A250CCB
8d	2½	0.092	0.221	Gray	3,600	S13A250CCG
8d	2½	0.092	0.221	Redwood	3,600	S13A250CCR
8d	2½	0.092	0.221	Tan	900	S13A250CCTBP
8d	2½	0.092	0.221	Tan	3,600	S13A250CCT
8d	2½	0.092	0.221	White	3,600	S13A250CWH
8d	2½	0.092	0.221	Sienna	900	S13A250CCSBP
8d	2½	0.092	0.221	Sienna	3,600	S13A250CCS



These products are subject to quantities on hand, or may require special-order, minimum order quantities and longer lead times. Call Simpson Strong-Tie for details (800) 999-5099.

Roofing Nails

15° Wire Coil, Full Round Head, Ring-Shank Roofing Nail


Features:

- Ideal for asphalt and synthetic slate roofing
- Large flat head, diamond point for easier driving
- Annular ring shank increases withdrawal resistance to provide a secure attachment to OSB or plywood roof decks
- Choose Type 316 stainless steel for seaside applications and superior corrosion resistance

Compatible Tools

If you don't see your particular model in the table below, see strongtie.com/toolmatrix or call Simpson Strong-Tie for assistance with fastener selection (800) 999-5099.

Brand	Model
Bosch®	RN175
Bostitch®	RN46
DeWalt®	D51321
Grip-Rite®	GRTCR175
Hitachi®	NV45AB2, NV45AE
Makita®	AN453
Max®	CN445R, CN450R
Paslode®	R175-C, CR175C
Porter Cable®	RN175A
Ridgid®	R175RND
Senco®	RoofPro 455XP



Type 316 Stainless Steel

Penny Size	Length (in.)	Shank Diameter (in.)	Head Diameter (in.)	Carton Quantity	Model No.
2d	1	0.120	3/8	3,600	T11A100RNJ
3d	1 1/4	0.120	3/8	3,600	T11A125RNJ
4d	1 1/2	0.120	3/8	3,600	T11A150RNJ
5d	1 3/4	0.120	3/8	3,600	T11A175RNJ

Type 304 Stainless Steel

Penny Size	Length (in.)	Shank Diameter (in.)	Head Diameter (in.)	Carton Quantity	Model No.
2d	1	0.120	3/8	7,200	S11A100RNB
3d	1 1/4	0.120	3/8	7,200	S11A125RNB
3d	1 1/4	0.120	3/8	720	S11A125RNB
3d	1 1/4	0.120	3/8	2,400	S11A125RNJ
4d	1 1/2	0.120	3/8	7,200	S11A150RNB
4d	1 1/2	0.120	3/8	600	S11A150RNB
4d	1 1/2	0.120	3/8	2,400	S11A150RNJ
5d	1 3/4	0.120	3/8	7,200	S11A175RNB
5d	1 3/4	0.120	3/8	480	S11A175RNB
5d	1 3/4	0.120	3/8	2,400	S11A175RNJ

These products are subject to quantities on hand, or may require special-order, minimum order quantities and longer lead times. Call Simpson Strong-Tie for details (800) 999-5099.

Roofing Nails

15° Wire Coil, Full Round Head, Smooth-Shank Roofing Nail


Features:

- Ideal for asphalt and synthetic slate roofing
- Large flat head, diamond point for easier driving
- Annular ring shank increases withdrawal resistance to provide a secure attachment to OSB or plywood roof decks
- Choose Type 316 stainless steel for seaside applications and superior corrosion resistance

Compatible Tools

If you don't see your particular model in the table below, see strongtie.com/toolmatrix or call Simpson Strong-Tie for assistance with fastener selection (800) 999-5099.

Brand	Model
Bosch®	RN175
Bostitch®	RN46
DeWalt®	D51321
Grip-Rite®	GRTCR175
Hitachi®	NV45AB2, NV45AE
Makita®	AN453
Max®	CN445R, CN450R
Paslode®	R175-C, CR175C
Porter Cable®	RN175A
Ridgid®	R175RND
Senco®	RoofPro 455XP



Type 316 Stainless Steel

Penny Size	Length (in.)	Shank Diameter (in.)	Head Diameter (in.)	Carton Quantity	Model No.
4d	1½	0.120	¾	3,600	T11N150RNJ

Type 304 Stainless Steel

Penny Size	Length (in.)	Shank Diameter (in.)	Head Diameter (in.)	Carton Quantity	Model No.
—	¾	0.120	¾	7,200	S11N075RNB
—	7⁄8	0.120	¾	7,200	S11N087RNB
2d	1	0.120	¾	7,200	S11N100RNB
3d	1¼	0.120	¾	7,200	S11N125RNB
3d	1¼	0.120	¾	2,400	S11N125RNJ
4d	1½	0.120	¾	7,200	S11N150RNB
4d	1½	0.120	¾	2,400	S11N150RNJ
5d	1¾	0.120	¾	7,200	S11N175RNB
5d	1¾	0.120	¾	2,400	S11N175RNJ

These products are subject to quantities on hand, or may require special-order, minimum order quantities and longer lead times. Call Simpson Strong-Tie for details (800) 999-5099.

Framing Nails – Wire Coil

15° Wire Coil, Full Round Head, Ring-Shank Decking/Framing Nail


Features:

- Checker pattern on head blends with wood grain, reduces glare from sunlight and accepts surface finishes
- Annular ring shank increases withdrawal resistance to provide a secure attachment
- Choose Type 316 stainless steel for seaside applications and superior corrosion resistance

Compatible Tools

If you don't see your particular model in the table below, see strongtie.com/toolmatrix or call Simpson Strong-Tie for assistance with fastener selection (800) 999-5099.

Brand	Model
Bostitch®	N80CB (up to 3¼"), N75C (up to 3"), N89C
DeWalt®	D51855
Duo-Fast®	P350C/CNW90, P275C (up to 2¾")
Grip-Rite®	GRTC90-3½, GRTCS250 (up to 0.099", 2½")
Hitachi®	NV65AH (up to 0.099", 2½"), NV75AG (up to 3"), NV83A2
Makita®	AN901
Max®	CN565S (up to 2½", 0.099"), CN565D (up to 2½", 0.113"), CN665 (up to 2½"), CN890S, CN565 (up to 2½", 0.099"), CN100, CN70 (up to 2½"), CN80 (up to 3¼")
Senco®	SCN60XP (up to 2¾", 0.113"), SCN49 (up to 2½", 0.113"), SCN65XP (up to 0.113"), PalletPro100, PalletPro130 (over 3"), PalletPro70 (up to 2¾", 0.113"), PalletPro83 (up to 3¼")



Type 316 Stainless Steel

Penny Size	Length (in.)	Shank Diameter (in.)	Head Diameter (in.)	Carton Quantity	Carton Weight (lb.)	Model No.
6d	2	0.113	¼	3,600	21	T12A200PNB
7d	2¼	0.099	¼	1,800	10	T12A225PNJ
8d	2½	0.099	¼	1,800	10	T12A250PNJ
8d	2½	0.099	¼	3,600	31	T12A250PNB
10d	3	0.120	17/64	1,800	19	T11A300PNJ
10d	3	0.131	9/32	1,800	24	T10A300PNJ
12d	3¼	0.120	17/64	1,800	20	T11A325PNJ
16d	3½	0.131	9/32	1,800	28	T10A350PNJ

Type 304 Stainless Steel

Penny Size	Length (in.)	Shank Diameter (in.)	Head Diameter (in.)	Carton Quantity	Carton Weight (lb.)	Model No.
4d	1½	0.099	¼	3,600	14	S12A150PNB
5d	1¾	0.099	¼	3,600	15	S12A175PNB
6d	2	0.099	¼	3,600	17	S12A200PNB
8d	2½	0.099	¼	3,600	21	S12A250PNB
8d	2¾	0.113	¼	3,600	26	S12A237PNB
10d	3	0.120	17/64	1,800	19	S11A300PNJ
10d	3	0.131	9/32	1,800	24	S10A300PNJ
12d	3¼	0.120	17/64	1,800	20	S11A325PNJ
12d	3¼	0.131	9/32	1,800	26	S10A325PNJ

These products are subject to quantities on hand, or may require special-order, minimum order quantities and longer lead times. Call Simpson Strong-Tie for details (800) 999-5099.

Framing Nails – Wire Coil

15° Wire Coil, Painted, Full Round Head, Ring-Shank Decking/Framing Nail


Features:

- Checker pattern on head blends with the wood grain, reduces glare from sunlight and accepts surface finishes
- Annular ring shank increases withdrawal resistance to provide a secure attachment

Compatible Tools

If you don't see your particular model in the table below, see strongtie.com/toolmatrix or call Simpson Strong-Tie for assistance with fastener selection (800) 999-5099.

Brand	Model
Bostitch®	N80CB (up to 3¼"), N75C (up to 3"), N89C
DeWalt®	D51855
Duo-Fast®	P350C/CNW90, P275C (up to 2¾")
Grip-Rite®	GRTC90-3½, GRTCS250 (up to 0.099", 2½")
Hitachi®	NV65AH (up to 0.099", 2½"), NV75AG (up to 3"), NV83A2
Makita®	AN901
Max®	CN565S (up to 2½", 0.099"), CN565D (up to 2½", 0.113"), CN665 (up to 2½"), CN890S, CN565 (up to 2½", 0.099"), CN100, CN70 (up to 2½"), CN80 (up to 3¼")
Senco®	SCN60XP (up to 2¾", 0.113"), SCN49 (up to 2½", 0.113"), SCN65XP (up to 0.113"), PalletPro100, PalletPro130 (over 3"), PalletPro70 (up to 2¾", 0.113"), PalletPro83 (up to 3¼")



Type 304 Stainless Steel

Penny Size	Length (in.)	Shank Diameter (in.)	Head Diameter (in.)	Color	Carton Quantity	Model No.
10d	3	0.120	17/64	Dark Brown	1,800	S11A300PJB
10d	3	0.120	17/64	Gray	1,800	S11A300PJG
10d	3	0.120	17/64	Redwood	1,800	S11A300PJR
10d	3	0.120	17/64	Tan	1,800	S11A300PJT
10d	3	0.120	17/64	Sienna	1,800	S11A300PJS
12d	3¼	0.120	17/64	Redwood	1,800	S11A325PJR
12d	3¼	0.120	17/64	Tan	1,800	S11A325PJT



Framing Nails – Plastic Strip


20°–22° Plastic Strip, Casing Head, Ring-Shank Nail

Features:

- Countersunk casing head
- Durable painted finish helps head blend with decking and siding material
- Checker pattern on head blends with wood grain
- Annular ring shank increases withdrawal resistance to provide a secure attachment

Compatible Tools

If you don't see your particular model in the table below, see strongtie.com/toolmatrix or call Simpson Strong-Tie for assistance with fastener selection (800) 999-5099.



Brand	Model
Bosch®	SN350-20F (up to 0.148")
Bostitch®	F21PL
DeWalt®	D51850 (up to 0.148"), D51844 (up to 0.148")
Grip-Rite®	GRTFR83 (up to 0.131", 3/4"), GRTRH350 (up to 0.148")
Hitachi®	NR83AS (up to 0.131", 3/4"), NR90AC3, NR90AEPR (up to 0.148"), NR90GR (up to 0.131"), NR90GR2 (up to 0.131")
Makita®	AN923
Max®	SN883RH (up to 0.148", 3/4"), SN883RH2 (up to 0.148", 3/4"), SN890RH (up to 0.148")
Porter Cable®	FR350MAG, FR350A (up to 0.148")
Ridgid®	R350RHA
Senco®	SN902XP (up to 0.148", 3/4"), SN952XP (up to 0.148"), GT90FRH (up to 0.131"), FramePro 602 (up to 0.148"), FramePro 702XP (up to 0.148"), FramePro 752XP

Type 304 Stainless Steel

Penny Size	Length (in.)	Shank Diameter (in.)	Head Diameter (in.)	Color	Carton Quantity	Model No.
8d	2 3/8	0.120	1/4	None	1,000	S11A237KDJ
8d	2 3/8	0.120	1/4	Dark Brown	1,000	S11A237KJB
8d	2 3/8	0.120	1/4	Gray	1,000	S11A237KJG
8d	2 3/8	0.120	1/4	Redwood	1,000	S11A237KJR
8d	2 3/8	0.120	1/4	Sienna	1,000	S11A237KJS
8d	2 3/8	0.120	1/4	Tan	1,000	S11A237KJT
12d	3 1/4	0.131	1/4	None	1,000	S10A325KDJ
12d	3 1/4	0.131	1/4	Dark Brown	1,000	S10A325KJB
12d	3 1/4	0.131	1/4	Gray	1,000	S10A325KJG
12d	3 1/4	0.131	1/4	Redwood	1,000	S10A325KJR
12d	3 1/4	0.131	1/4	Sienna	1,000	S10A325KJS
12d	3 1/4	0.131	1/4	Tan	1,000	S10A325KJT



These products are subject to quantities on hand, or may require special-order, minimum order quantities and longer lead times. Call Simpson Strong-Tie for details (800) 999-5099.

Framing Nails – Plastic Strip


20°–22° Plastic Strip, Full Round Head, Ring-Shank Nail

Features:

- Checker pattern on head blends with the wood grain, reduces glare from sunlight and accepts surface finishes
- Annular ring shank increases withdrawal resistance to provide a secure attachment
- Choose Type 316 stainless steel for seaside applications and superior corrosion resistance
- 2⅝" or longer have painted tips

Compatible Tools

If you don't see your particular model in the table below, see strongtie.com/toolmatrix or call Simpson Strong-Tie for assistance with fastener selection (800) 999-5099.



Brand	Model
Bosch®	SN350-20F (up to 0.148")
Bostitch®	F21PL
DeWalt®	D51850 (up to 0.148"), D51844 (up to 0.148")
Grip-Rite®	GRTRFR83 (up to 0.131", 3¼"), GRTRH350 (up to 0.148")
Hitachi®	NR83AS (up to 0.131", 3¼"), NR90AC3, NR90AEPR (up to 0.148"), NR90GR (up to 0.131"), NR90GR2 (up to 0.131")
Makita®	AN923
Max®	SN883RH (up to 0.148", 3¼"), SN883RH2 (up to 0.148", 3¼"), SN890RH (up to 0.148")
Porter Cable®	FR350MAG, FR350A (up to 0.148")
Ridgid®	R350RHA
Senco®	SN902XP (up to 0.148", 3¼"), SN952XP (up to 0.148"), GT90FRH (up to 0.131"), FramePro 602 (up to 0.148"), FramePro 702XP (up to 0.148"), FramePro 752XP

These products are subject to quantities on hand, or may require special-order, minimum order quantities and longer lead times. Call Simpson Strong-Tie for details (800) 999-5099.

Framing Nails – Plastic Strip

20°–22° Plastic Strip, Full Round Head, Ring-Shank Nail (cont.)

Type 316 Stainless Steel

Penny Size	Length (in.)	Shank Diameter (in.)	Head Diameter (in.)	Carton Quantity	Model No.
6d	2	0.113	9/32	5,000	T12A200CNB
6d	2	0.113	9/32	1,000	T12A200CNJ
8d	2 3/8	0.113	9/32	5,000	T12A237CNB
8d	2 3/8	0.113	9/32	1,000	T12A237CNJ
8d	2 1/2	0.120	9/32	4,000	T11A250CNB
8d	2 1/2	0.120	9/32	1,000	T11A250CNJ
10d	3	0.120	9/32	4,000	T11A300CNB
10d	3	0.120	9/32	1,000	T11A300CNJ
10d	3	0.131	9/32	4,000	T10A300CNB
10d	3	0.131	9/32	1,000	T10A300CNJ
12d	3 1/4	0.120	9/32	4,000	T11A325CNB
12d	3 1/4	0.120	9/32	1,000	T11A325CNJ
12d	3 1/4	0.131	9/32	4,000	T10A325CNB
12d	3 1/4	0.131	9/32	1,000	T10A325CNJ
16d	3 1/2	0.131	9/32	4,000	T10A350CNB
16d	3 1/2	0.131	9/32	1,000	T10A350CNJ

Type 304 Stainless Steel

Penny Size	Length (in.)	Shank Diameter (in.)	Head Diameter (in.)	Carton Quantity	Model No.
6d	2	0.113	9/32	5,000	S12A200CNB
6d	2	0.113	9/32	1,000	S12A200CNJ
6d	2	0.120	9/32	5,000	S11A200CNB
6d	2	0.120	9/32	1,000	S11A200CNJ
8d	2 3/8	0.113	9/32	5,000	S12A237CNB
8d	2 3/8	0.113	9/32	1,000	S12A237CNJ
8d	2 1/2	0.120	9/32	4,000	S11A250CNB
8d	2 1/2	0.120	9/32	1,000	S11A250CNJ
8d	2 1/2	0.131	9/32	4,000	S10A250CNB
10d	3	0.120	9/32	4,000	S11A300CNB
10d	3	0.120	9/32	1,000	S11A300CNJ
10d	3	0.131	9/32	4,000	S10A300CNB
10d	3	0.131	9/32	1,000	S10A300CNJ
12d	3 1/4	0.120	9/32	4,000	S11A325CNB
12d	3 1/4	0.120	9/32	1,000	S11A325CNJ
12d	3 1/4	0.131	9/32	4,000	S10A325CNB
12d	3 1/4	0.131	9/32	1,000	S10A325CNJ
16d	3 1/2	0.131	9/32	4,000	S10A350CNB
16d	3 1/2	0.131	9/32	1,000	S10A350CNJ

These products are subject to quantities on hand, or may require special-order, minimum order quantities and longer lead times. Call Simpson Strong-Tie for details (800) 999-5099.

Framing Nails – Plastic Strip


20°–22° Plastic Strip, Full Round Head, Screw-Shank Nail

Features:

- Smooth head
- Screw shank increases withdrawal resistance to provide a secure attachment
- Choose Type 316 stainless steel for seaside applications and superior corrosion resistance
- 2½" or longer have painted tips

Compatible Tools

If you don't see your particular model in the table below, see strongtie.com/toolmatrix or call Simpson Strong-Tie for assistance with fastener selection (800) 999-5099.



Brand	Model
Bosch®	SN350-20F (up to 0.148")
Bostitch®	F21PL
DeWalt®	D51850 (up to 0.148"), D51844 (up to 0.148")
Grip-Rite®	GRTFR83 (up to 0.131", 3¼"), GRTRH350 (up to 0.148")
Hitachi®	NR83AS (up to 0.131", 3¼"), NR90AC3, NR90AEPR (up to 0.148"), NR90GR (up to 0.131"), NR90GR2 (up to 0.131")
Makita®	AN923
Max®	SN883RH (up to 0.148", 3¼"), SN883RH2 (up to 0.148", 3¼"), SN890RH (up to 0.148")
Porter Cable®	FR350MAG, FR350A (up to 0.148")
Ridgid®	R350RHA
Senco®	SN902XP (up to 0.148", 3¼"), SN952XP (up to 0.148"), GT90FRH (up to 0.131"), FramePro 602 (up to 0.148"), FramePro 702XP (up to 0.148"), FramePro 752XP

These products are subject to quantities on hand, or may require special-order, minimum order quantities and longer lead times. Call Simpson Strong-Tie for details (800) 999-5099.

Framing Nails – Plastic Strip

20°–22° Plastic Strip, Full Round Head, Screw-Shank Nail (cont.)

Type 316 Stainless Steel

Penny Size	Length (in.)	Shank Diameter (in.)	Head Diameter (in.)	Carton Quantity	Model No.
10d	3	0.120	9/32	1,000	T11S300CNJ
10d	3	0.131	9/32	1,000	T10S300CNJ
12d	3¼	0.120	9/32	4,000	T11S325CNB
16d	3½	0.131	9/32	1,000	T10S350CNJ

Type 304 Stainless Steel

Penny Size	Length (in.)	Shank Diameter (in.)	Head Diameter (in.)	Carton Quantity	Model No.
8d	2½	0.113	9/32	4,000	S12S250CNB
8d	2½	0.113	9/32	1,000	S12S250CNJ
10d	3	0.120	9/32	4,000	S11S300CNB
10d	3	0.120	9/32	1,000	S11S300CNJ
12d	3¼	0.120	9/32	4,000	S11S325CNB
12d	3¼	0.120	9/32	1,000	S11S325CNJ

Framing Nails – Plastic Strip

31°–34° Plastic Strip, Full Round Head, Ring-Shank Nail


Features:

- Checker pattern on head blends with wood grain, reduces glare from sunlight and accepts surface finishes
- Annular ring shank increases withdrawal resistance to provide a secure attachment
- Type 304 stainless steel for applications requiring high corrosion resistance

Compatible Tools

If you don't see your particular model in the table below, see strongtie.com/toolmatrix or call Simpson Strong-Tie for assistance with fastener selection (800) 999-5099.

Brand	Model
Bosch®	SN350-34C
Bostitch®	F33PT
DeWalt®	D51825, D51822
Grip-Rite®	GRFC83 (up to 3¼"), GRTCH350
Hitachi®	NR83AA3 (up to 3¼"), NR90ADPR, NR90GC2
Makita®	AN943
Max®	SN883CH/34 (up to 3¼"), SN890CH/34
Paslode®	PF350S, CF325 (up to 3¼"), F350S, 900420 (up to 3¼")
Porter Cable®	FC350A
Ridgid®	R350CHA
Senco®	SN901XP (up to 3¼"), SN951XP, GT90CH, FramePro601, FramePro701XP



Type 304 Stainless Steel

Penny Size	Length (in.)	Shank Diameter (in.)	Head Diameter (in.)	Carton Quantity	Model No.
8d	2¾	0.113	⅝	1,000	S12A237P31
10d	3	0.120	⅝	1,000	S11A300P31

These products are subject to quantities on hand, or may require special-order, minimum order quantities and longer lead times. Call Simpson Strong-Tie for details (800) 999-5099.

Framing Nails – Wire Weld

28° Wire Weld, Clipped Head, Ring-Shank Nail


Features:

- Smooth D-shaped head
- Annular ring shank increases withdrawal resistance to provide a secure attachment

Compatible Tools

If you don't see your particular model in the table below, see strongtie.com/toolmatrix or call Simpson Strong-Tie for assistance with fastener selection (800) 999-5099.

Brand	Model
Bostitch®	F28WW, GF28WW, N100S
Grip-Rite®	GRTFW83
Hitachi®	NR90AF
Max®	SN883CH/28, SN890CH/28



Type 304 Stainless Steel

Penny Size	Length (in.)	Shank Diameter (in.)	Carton Quantity	Model No.
8d	2¾	0.113	1,000	S12A237W28
12d	3¼	0.131	1,000	S10A325W28

Framing Nails – Paper Tape

31°–34° Paper Tape, Clipped Head, Ring-Shank Nail


Features:

- Smooth D-shaped head
- Annular ring shank increases withdrawal resistance to provide a secure attachment
- Choose Type 316 stainless steel for seaside applications and superior corrosion resistance

Compatible Tools

If you don't see your particular model in the table below, see strongtie.com/toolmatrix or call Simpson Strong-Tie for assistance with fastener selection (800) 999-5099.

Brand	Model
Bosch®	SN350-34C
Bostitch®	F33PT
DeWalt®	D51825, D51822
Grip-Rite®	GRTFC83 (up to 3¼"), GRTCH350
Hitachi®	NR83AA3 (up to 3¼"), NR90ADPR, NR90GC2
Makita®	AN943
Max®	SN883CH/34 (up to 3¼"), SN890CH/34
Paslode®	PF350S, CF325 (up to 3¼"), F350S, 900420 (up to 3¼")
Porter Cable®	FC350A
Ridgid®	R350CHA
Senco®	SN901XP (up to 3¼"), SN951XP, GT90CH, FramePro601, FramePro701XP



Type 316 Stainless Steel

Penny Size	Length (in.)	Shank Diameter (in.)	Carton Quantity	Model No.
8d	2¾	0.113	1,000	T12A237T31
10d	3	0.120	1,000	T11A300T31
12d	3¼	0.131	1,000	T10A325T31

Type 304 Stainless Steel

Penny Size	Length (in.)	Shank Diameter (in.)	Carton Quantity	Model No.
6d	2	0.113	1,000	S12A200T31
8d	2¾	0.113	1,000	S12A237T31
10d	3	0.120	1,000	S11A300T31
12d	3¼	0.131	1,000	S10A325T31

These products are subject to quantities on hand, or may require special-order, minimum order quantities and longer lead times. Call Simpson Strong-Tie for details (800) 999-5099.

Trim Nails

20° Angle, Adhesive Collation, T-Style Head, 16-Gauge Finishing Nail


Features:

- T-style head minimizes nail head size for easier concealment
- Choose Type 316 stainless steel for seaside applications and superior corrosion resistance

Compatible Tools

If you don't see your particular model in the table below, see strongtie.com/toolmatrix or call Simpson Strong-Tie for assistance with fastener selection (800) 999-5099.

Brand	Model
DeWalt®	DC618K
Duo-Fast®	FloorMaster 2505N
Hitachi®	NT65GB
Paslode®	900600, T250A-F16
Senco®	GT65RHA



Type 316 Stainless Steel

Penny Size	Length (in.)	500-Count Model No.	2,000-Count Model No.
4d	1½	T16N150PFB	T16N150PFN
6d	2	T16N200PFB	T16N200PFN
8d	2½	T16N250PFB	T16N250PFN

Type 304 Stainless Steel

Penny Size	Length (in.)	500-Count Model No.	2,000-Count Model No.
4d	1½	S16N150PFB	S16N150PFN
6d	2	S16N200PFB	S16N200PFN
8d	2½	S16N250PFB	S16N250PFN

Trim Nails

25° Angle, Adhesive Collation, FN-Style, 15-Gauge Finishing Nail

Features:

- T-style head minimizes nail head size for easier concealment
- Choose Type 316 stainless steel for seaside applications and superior corrosion resistance

Compatible Tools

If you don't see your particular model in the table below, see strongtie.com/toolmatrix or call Simpson Strong-Tie for assistance with fastener selection (800) 999-5099.

Brand	Model
Bostitch®	N62FNK-2, GFN1546K
Makita®	AF632, AF631



Type 316 Stainless Steel

Penny Size	Length (in.)	500-Count Model No.	3,500-Count Model No.
4d	1½	T15N150FNB	T15N150FNJ
6d	2	T15N200FNB	T15N200FNJ
8d	2½	T15N250FNB	T15N250FNJ

Type 304 Stainless Steel

Penny Size	Length (in.)	500-Count Model No.	3,500-Count Model No.
4d	1½	S15N150FNB	S15N150FNJ
6d	2	S15N200FNB	S15N200FNJ
8d	2½	S15N250FNB	S15N250FNJ

Trim Nails

Tape Collation, DA-Style Angle, 15-Gauge Finishing Nail


Features:

- D-style head has greater bearing area to draw trim to the substrate
- Choose Type 316 stainless steel for seaside applications and superior corrosion resistance

Compatible Tools

If you don't see your particular model in the table below, see strongtie.com/toolmatrix or call Simpson Strong-Tie for assistance with fastener selection (800) 999-5099.

Brand	Model
Bosch®	FNA250-15
DeWalt®	DC628K, D51276K
Grip-Rite®	GRTAN250
Hitachi®	NT65GA, NT65MA4
Makita®	AF633
Max®	NF550/15-65
Porter Cable®	DA250C
Ridgid®	R250AFA, R250AF18
Senco®	Fusion F15, GT65DA, FinishPro42XP



Type 316 Stainless Steel

Penny Size	Length (in.)	500-Count Model No.	4,000-Count Model No.
3d	1 ¼	—	T15N125SFN
4d	1 ½	T15N150SFB	T15N150SFN
6d	2	T15N200SFB	T15N200SFN
8d	2 ½	T15N250SFB	T15N250SFN

Type 304 Stainless Steel

Penny Size	Length (in.)	500-Count Model No.	4,000-Count Model No.
4d	1 ½	S15N150SFB	S15N150SFN
6d	2	S15N200SFB	S15N200SFN
8d	2 ½	S15N250SFB	S15N250SFN

These products are subject to quantities on hand, or may require special-order, minimum order quantities and longer lead times. Call Simpson Strong-Tie for details (800) 999-5099.

Trim Nails


Straight, Adhesive Collation, T-Style Head, 16-Gauge Finishing Nail

Features:

- Choose Type 316 stainless steel for seaside applications and superior corrosion resistance

Compatible Tools

If you don't see your particular model in the table below, see strongtie.com/toolmatrix or call Simpson Strong-Tie for assistance with fastener selection (800) 999-5099.



Brand	Model
Bosch®	FNS250-16
Bostitch®	FN1664K, SB-1664FN, GFN1664K
DeWalt®	DC616K, D51257K
Duo-Fast®	FloorMaster 200-C, SureShot764 (up to 2")
Grip-Rite®	GRTFN250
Hitachi®	NT65A3, NT6GS, NT65M2
Max®	NF352-ST/16-50 (up to 2")
Paslode®	T250S-F16, 902000
Porter Cable®	FN250C
Ridgid®	R250SFA
Senco®	FinishPro32

Type 316 Stainless Steel

Length (in.)	500-Count Model No.	2,500-Count Model No.
1¼	T16N125FNB	T16N125FNJ
1½	T16N150FNB	T16N150FNJ
2	T16N200FNB	T16N200FNJ
2½	T16N250FNB	T16N250FNJ

Type 304 Stainless Steel

Length (in.)	500-Count Model No.	2,500-Count Model No.
1½	S16N150FNB	S16N150FNJ
2	S16N200FNB	S16N200FNJ
2½	S16N250FNB	S16N250FNJ

These products are subject to quantities on hand, or may require special-order, minimum order quantities and longer lead times. Call Simpson Strong-Tie for details (800) 999-5099.

Trim Nails


Straight, Adhesive Collation, T-Style Head, 18-Gauge Brads

Features:

- Choose Type 316 stainless steel for seaside applications and superior corrosion resistance

Compatible Tools

If you don't see your particular model in the table below, see strongtie.com/toolmatrix or call Simpson Strong-Tie for assistance with fastener selection (800) 999-5099.



Brand	Model
Bosch®	BNS200-18
Bostitch®	BT1855K, SB-1850BN, SB-2IN1 (up to 1 ½"), GBT1850K
DeWalt®	DC51236K (up to 1 ¼"), D51238K
Duo-Fast®	SureShot 2232 (up to 1"), SureShot 4450 (up to 1 ½"), SureShot 4450 ST (up to 1 ½")
Grip-Rite®	GRTBN125 (up to 1 ¼"), GRTBN200
Hitachi®	NT32AE2 (up to 1 ¼"), NT50AE2, NT50GS
Makita®	AF505
Max®	NF235F/18 (up to 1 ¼"), NF201/18-35 (up to 1 ¼"), NF255-ST/18
Paslode®	T200-F18, 901000
Porter Cable®	BN138 (up to 1 ¼"), BN200B
Ridgid®	R213BNA
Senco®	SLP20XP (up to 1 ½"), FinishPro25XP

Type 316 Stainless Steel

Length (in.)	500-Count Model No.	Carton Quantity	Model No.
½	—	5,000	T18N050FNJ
⅝	—	5,000	T18N062FNJ
¾	T18N075FNB	5,000	T18N075FNJ
1	T18N100FNB	5,000	T18N100FNJ
1 ¼	T18N125FNB	5,000	T18N125FNJ
1 ½	T18N150FNB	5,000	T18N150FNJ
1 ¾	—	5,000	T18N175FNJ
2	T18N200FNB	5,000	T18N200FNJ

Type 304 Stainless Steel

Length (in.)	500-Count Model No.	Carton Quantity	Model No.
¾	S18N075FNB	5,000	S18N075FNJ
1	S18N100FNB	5,000	S18N100FNJ
1 ¼	S18N125FNB	5,000	S18N125FNJ
1 ½	S18N150FNB	5,000	S18N150FNJ
1 ¾	—	5,000	S18N175FNJ
2	S18N200FNB	5,000	S18N200FNJ

These products are subject to quantities on hand, or may require special-order, minimum order quantities and longer lead times. Call Simpson Strong-Tie for details (800) 999-5099.

Trim Nails

Straight, Adhesive Collation, 23-Gauge Micro Pins

Features:

- Headless micro pins
- Smooth shank

Compatible Tools

If you don't see your particular model in the table below, see strongtie.com/toolmatrix or call Simpson Strong-Tie for assistance with fastener selection (800) 999-5099.

Brand	Model
Bostitch®	HP118K
Duo-Fast®	SureShot 2236
Grip-Rite®	GRTPIN23
Hitachi®	NP35A
Max®	NF235A/23-35
Porter Cable®	PIN100 (up to 1"), PIN138
Ridgid®	R138HPA
Senco®	FinishPro11



Type 304 Stainless Steel

Length (in.)	Carton Count	Model No.
½	1,000	S23N050MPB
½	5,000	S23N050MPN
¾	1,000	S23N075MPB
¾	5,000	S23N075MPN
1	1,000	S23N100MPB
1	5,000	S23N100MPN
1 ⅜	1,000	S23N119MPB
1 ⅜	5,000	S23N119MPN
1 ½	1,000	S23N150MPB
1 ½	5,000	S23N150MPN
1 ¾	1,000	S23N175MPB
1 ¾	5,000	S23N175MPN

Specialty

L Series Flooring Cleats


Common Applications:

- Ideal for tongue-and-groove decking and flooring

Compatible Tools

If you don't see your particular model in the table below, see strongtie.com/toolmatrix or call Simpson Strong-Tie for assistance with fastener selection (800) 999-5099.

Brand	Model
Bostitch®	MFN200, MFN201, MIIIFN
Grip-Rite®	GR200LCN
Hitachi®	NT50AF
Porter Cable®	FCN200
PowerNail®	45, 45R, 445SN, 101SN, 101R, 445, 445 FLEX Power Roller
Primatech®	P210L, P240L, P250L, H300L, H330L
Senco®	SHF50, SHF15



Type 304 Stainless Steel

Gauge	Length (in.)	Carton Quantity	Model No.
16	2	1,000	S16B200LCT

T Series Flooring Cleats



Common Applications:

- Ideal for tongue-and-groove decking and flooring

Compatible Tools

If you don't see your particular model in the table below, see strongtie.com/toolmatrix or call Simpson Strong-Tie for assistance with fastener selection (800) 999-5099.

Brand	Model
Hitachi®	NT50AF, NT50AGF, NT50YF
Primatech®	P210T, P240T, P250T, H300T, H330T



Type 304 Stainless Steel

Gauge	Length (in.)	Carton Quantity	Model No.
16	2	1,000	S16B200TNL

Collated Staples

1/2" Crown, 15½-Gauge Staples

(Similar to Bostitch® "BCS" Series)

Common Applications:

- Ideal for tongue-and-groove decking and flooring

Compatible Tools

If you don't see your particular model in the table below, see strongtie.com/toolmatrix or call Simpson Strong-Tie for assistance with fastener selection (800) 999-5099.

Brand	Model
Bostitch®	MIII FS
Grip-Rite®	GR200FS
Hitachi®	N5009AF
PowerNail®	445FS, 445FS with Power Roller
Primatech®	P220, P250S, P260



Type 304 Stainless Steel

Length (in.)	Carton Quantity	Model No.
2	5,000	S15N200BFS


1" Crown, 16-Gauge Staples

(Similar to Senco® "P" Series)

Compatible Tools

If you don't see your particular model in the table below, see strongtie.com/toolmatrix or call Simpson Strong-Tie for assistance with fastener selection (800) 999-5099.

Brand	Model
Duo-Fast®	SW1748
Grip-Rite®	GRT1200-2
Hitachi®	N5024A2
Makita®	AT2550A
Senco®	MW XD, WC150XP, WC200XP



Type 316 Stainless Steel

Length (in.)	Carton Quantity	Model No.
1	5,000	T16N100P53

Type 304 Stainless Steel

Length (in.)	Carton Quantity	Model No.
¾	5,000	S16N075P51
1¼	5,000	S16N125P55

Collated Staples


1/2" Crown, 16-Gauge Staples

(Similar to Paslode® “GS” Series)

Compatible Tools

If you don't see your particular model in the table below, see strongtie.com/toolmatrix or call Simpson Strong-Tie for assistance with fastener selection (800) 999-5099.

Brand	Model
DeWalt®	D51431
Hitachi®	N5010A
Paslode®	S200-S16, 900078NT



Type 304 Stainless Steel

Length (in.)	1,000-Count Model No.	Carton Quantity	Carton Model No.
1 1/4	S16N125GS-R1000	10,000	S16N125GS
1 1/2	S16N150GS-R1000	10,000	S16N150GS
1 3/4	S16N175GS-R1000	10,000	S16N175GS
2	—	10,000	S16N200GS

Collated Staples


1/4" Crown, 18-Gauge Staples

(Similar to Senco® "L" Series)

Compatible Tools

If you don't see your particular model in the table below, see strongtie.com/toolmatrix or call Simpson Strong-Tie for assistance with fastener selection (800) 999-5099.

Brand	Model
Bosch®	STN150-18
DeWalt®	D51420K (up to 1"), D51422K
Duo-Fast®	SureShot 1848F, SureShot 1832 (up to 1"), SureShot 1848, SureShot 1848SL, SureShot 1832ST (up to 1")
Grip-Rite®	GRTSN100 (up to 1"), GRSTN150A
Hitachi®	N3804AB3
Makita®	AT638
Max®	TA238A/18-6, TA238/18-6
Porter Cable®	NS100B (up to 1"), NS150B
Ridgid®	R150FSA
Senco®	SLS18MG



Type 316 Stainless Steel

Length (in.)	Carton Quantity	Model No.
5/8	5,000	T18N062L10
3/4	5,000	T18N075L11
1	5,000	T18N100L13
1 1/4	5,000	T18N125L15
1 1/2	5,000	T18N150L17

Type 304 Stainless Steel

Length (in.)	1,000-Count Model No.	Carton Quantity	Carton Model No.
5/8	—	5,000	S18N062L10
1	S18N100L13-R1000	5,000	S18N100L13
1 1/8	—	5,000	S18N112L14
1 1/4	S18N125L15-R1000	5,000	S18N125L15
1 1/2	S18N150L17-R1000	5,000	S18N150L17

Collated Staples


7/16" Crown, 16-Gauge Staples

(Similar to Senco® "N" Series)

Compatible Tools

If you don't see your particular model in the table below, see strongtie.com/toolmatrix or call Simpson Strong-Tie for assistance with fastener selection (800) 999-5099.

Brand	Model
Bostitch®	438S5 (up to 1½"), 650S5
DeWalt®	D51430
Duo-Fast®	SM7648 (up to 1½"), SM7664, MS-7664E
Grip-Rite®	GRSTSM200
Hitachi®	N5008AC2
Makita®	AT1150A
Max®	TA551A/16-11, TA551/76, TA551/16-11
Porter Cable®	MS200
Senco®	SNS41, SNS44XP, SDS45XP, SNS50XP



Type 316 Stainless Steel

Length (in.)	Carton Quantity	Carton Model No.
¾	5,000	T16N075N11
1¼	5,000	T16N125N15
1½	5,000	T16N150N17
1¾	5,000	T16N175N19
2	5,000	T16N200N21

Type 304 Stainless Steel

Length (in.)	1,000-Count Model No.	Carton Quantity	Carton Model No.
1	—	5,000	S16N100N13
1¼	S16N125N15-R1000	5,000	S16N125N15
1½	S16N150N17-R1000	5,000	S16N150N17
1¾	—	5,000	S16N175N19
2	S16N200N21-R1000	5,000	S16N200N21



Quik Drive® PRO300SG2 Decking Attachment

Quik Drive® Decking Noseclip

**Save time
on every job.**



SIMPSON

Strong-Tie

Quik Drive® Systems

Subfloor/Sheathing|Fiber-Cement Siding| Crating|Truss Ply

Cordless PRO250G2 Subfloor System	180
PRO250G2 Subfloor System	181

Decks|Docks|Boardwalks|Crating|Truss Ply

Cordless PRO300SG2 Decking System	182
PRO300SG2 Decking System	183

Underlayment / Backerboards|Fiber Cement

Cordless PRO200SG2 Multi-Purpose System	184
PRO200SG2 Multi-Purpose System	185
PROLDHG2 Underlayment / Backerboard System	186

Quik Drive Combo Systems

PROSDD Multi-Purpose Combo System	187
Cordless PROCCS+ Multi-Purpose Combo System	188
PROCCS+ Multi-Purpose Combo System	189

Drywall|Fiberglass-Mat Gypsum

PRO200G2 Drywall System	190
PRO250DWG2 Drywall Attachment	191

Tile Roofing

PRORFG2 Roofing Tile System	192
PRO300SRFG2 Roofing Tile System	193

Truck Beds / Trailer Flooring|Wood Nailers| Ledgers to Steel

PROHSD60M Wood-to-Steel Tool	194
PROHSD75M Wood-to-Steel Tool	195
PROHSD60 Wood-to-Steel Attachment	196
PROHSD75 Wood-to-Steel Attachment	197

Steel Decking / Stitching

BSD200G2 Structural Steel-Decking Attachment	198
PROSDX150G2 Steel-Decking System	199

Sheathing Wood to Metal

BGP300 Sheathing System	200
-----------------------------------	-----

Standing-Seam Metal Roofing

PROPP150G2 Metal Roofing Attachment	201
---	-----

Steel to Steel

PROHX516G2 Steel-to-Steel Fastening Attachment	202
PROPHG2 Cold-Formed Steel Framing Attachment	203

Parts and Accessories

Screwdriver Motors	204
Adjustable Countersink and RPM Recommendations	206
Adapters	207
Replacement Parts	208
Drive Types and Replacement Driver Bits	209
Accessories	210
System Components and Schematics	211
Troubleshooting	212
Quik Drive — Warranty	213
Quik Drive Safety Warnings	213

Cordless PRO250G2 Subfloor System

The cordless Quik Drive® PRO250G2 Subfloor System: a complete auto-feed screw driving system powered by the 2,000 rpm, 20V cordless DeWalt® brushless driver motor. This PRO250G2 requires less skill training than traditional installation methods, allowing a first-day apprentice to keep pace with a seasoned veteran.



Non-skid teeth increase stability and provide uniform toenailing and countersink on slick surfaces

Applications: Subfloor to wood or steel

- Quik Drive cordless, plus our low-torque fasteners, drives more screws per battery charge.
- Eliminate the need for compressors, generators or power to run fastening equipment.
- Slash the setup time. Eliminate cord and hose maintenance and tangle. Reduce tripping and electrical shock hazards.
- Quik Drive Cordless PRO250G2 can be used with or without the lightweight extension.
- Precise, self-locking depth adjustment for consistent fastener drive depth. Lightweight G3 extension for better ergonomics.
- The patented curved collation strips (US Patent 7,051,875) hold the screws up and away from the work surface, making moving and positioning the tool easier. The collated strips are also pointed on the inserted end to simplify loading.

Limited lifetime warranty on attachment and extension, one-year limited warranty on screwdriver motors (see specific manufacturer's warranty for more information)



The cordless PRO250G2 system includes:

- PRO250G2 subfloor attachment
- Lightweight G3 extension for stand-up driving
- DeWalt 2,000 rpm 20V cordless driver motor
- Two lithium ion batteries and charger
- Soft carrying case

PRO250G2 subfloor attachment tool is also sold separately. See parts table below.

Drive These Collated Screws



Strong-Drive® WSV Subfloor screw	p. 229	WSC Wood screw	p. 234
Strong-Drive PPHD Sheathing-to-CFS screw	p. 239	Trim-Head screw — Type-17 point	p. 222
Deck-Drive™ DSV Wood screw	p. 218	DWC Drywall screw	p. 231
WSHL Subfloor screw	p. 231	DWFS Drywall-to-CFS screw	p. 245
CBSDQ Sheathing-to-CFS screw	p. 244	Trim-Head screw — sharp point	p. 221
WSFLRV Wood-to-CFS/Aluminum screw	p. 247		

System Options	Model No.
DeWalt 2,000 rpm screwdriver motor	PRO250G2DC2K
Parts	Model No.
Attachment only	QDPRO250G2
Replacement attachment mandrel	PMANDREL75

For more information on screwdriver motors and RPM recommendations per application, see pp. 204–206.

PRO250G2 Subfloor System



Applications: Subfloor to wood or steel

- Expanded depth settings for appropriate countersink in a variety of applications
- Reversible replaceable non-skid teeth attachment
- Uniform toenailing and countersink on slick surfaces
- The patented curved collation strips (US Patent 7,051,875) hold the screws up and away from the work surface, making moving and positioning the tool easier; they are also pointed on the inserted end to simplify loading

Limited lifetime warranty on attachment and extension, one-year limited warranty on screwdriver motors (see specific manufacturer's warranty for more information)



The PRO250G2 system includes:

- PRO250G2 subfloor attachment
- Extension for stand-up driving
- Choice of Makita® or DeWalt® screwdriver motors
- Screw quiver for keeping screws at your fingertips
- Rugged tool case to protect your equipment

PRO250G2 subfloor attachment tool is also sold separately. See parts table below.

Drive These Collated Screws



Strong-Drive® WSV Subfloor screw	p. 229	WSC Wood screw	p. 234
Strong-Drive PPHD Sheathing-to-CFS screw	p. 239	Trim-Head screw — Type-17 point	p. 222
Deck-Drive™ DSV Wood screw	p. 218	DWC Drywall screw	p. 231
WSHL Subfloor screw	p. 231	DWFSD Drywall-to-CFS screw	p. 245
CBSDQ Sheathing-to-CFS screw	p. 244	Trim-Head screw — sharp point	p. 221
WSFLRV Wood-to-CFS/Aluminum screw	p. 247		

System Options	Model No.
DeWalt 2,500 rpm screwdriver motor	PRO250G2D25K
Makita 2,500 rpm screwdriver motor	PRO250G2M25K
Makita 3,500 rpm screwdriver motor	PRO250G2M35K
Parts	Model No.
Attachment only	QDPRO250G2
Replacement attachment mandrel	PMANDREL75

For more information on screwdriver motors and RPM recommendations per application, see pp. 204–206.

Decks | Docks | Boardwalks | Crating | Truss Ply

Cordless PRO300SG2 Decking System

The cordless Quik Drive® PRO300SG2 Decking System: a complete auto-feed screw driving system powered by the DeWalt® cordless driver motor that makes deck installations fast and easy. The powerful 2,000 rpm, 20V cordless DeWalt brushless driver motor and lightweight extension arm make this Quik Drive system more ergonomic than conventional installation systems: no cords to trip over, no heavy equipment to set up, and more freedom to move about the work area untethered.



Non-skid teeth
are reversible
and replaceable



QDDECKCLIP-RC

Applications: Decking on decks and docks, subfloor to wood or steel, wall plates, stair treads, sheathing, fiber-cement siding to steel

- Quik Drive cordless, plus our low-torque fasteners, drives more screws per battery charge.
- Slash the setup time. Eliminate cord and hose maintenance and tangle. Reduce tripping and electrical shock hazards.
- Quik Drive Cordless PRO300S can be used without the lightweight extension arm as well.
- Reversible and replaceable non-skid teeth.
- Lightweight G3 extension for better ergonomics.
- Precise, self-locking depth adjustment for consistent fastener drive depth.
- Decking noseclip (QDDECKCLIP-RC) positions the screw on the deck board and centers it on the joist for an easy, uniform installation from a standing position.
- The patented curved collation strips (US Patent 7,051,875) hold the screws up and away from the work surface, making moving and positioning the tool easier. The collated strips are also pointed on the inserted end to simplify loading.

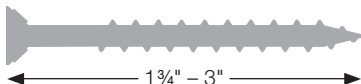
Limited lifetime warranty on attachment and extension, one-year limited warranty on screwdriver motors (see specific manufacturer's warranty for more information)



The cordless PRO300SG2 system includes:

- PRO300SG2 decking attachment
- Lightweight G3 extension for stand-up driving
- DeWalt 2,000 rpm 20V cordless driver motor
- Two lithium ion batteries and charger
- Decking noseclip for accurate and consistent fastening
- Soft carrying case

PRO300SG2 decking attachment tool is also sold separately. See parts table below.

Drive These Collated Screws			
			
Deck-Drive™ DSV Wood screw	p. 218	Trim-Head screw — sharp point	p. 221
Deck-Drive DWP Wood SS screw	p. 219	Bugle-Head Wood screw	p. 222
Deck-Drive DHPD Hardwood screw	p. 220	CBSDQ Sheathing-to-CFS screw	p. 244
Deck-Drive DCSD Composite-to-Steel screw	p. 228	Strong-Drive® WSV Subfloor screw	p. 229
Trim-Head screw — Type-17 point	p. 222	Deck-Drive DCU Composite screw	p. 226

System Options	Model No.
DeWalt 2,000 rpm cordless screwdriver motor	PRO300SG2DC2K
Parts	Model No.
Attachment only	QDPRO300SG2
Replacement attachment mandrel	PMANDREL75

For more information on screwdriver motors and RPM recommendations per application, see pp. 204–206.

Decks | Docks | Boardwalks | Crating | Truss Ply

PRO300SG2 Decking System



Applications: Decking on decks and docks, subfloor to wood or steel, wall plates, stair treads, sheathing, fiber-cement siding to steel

- Expanded depth settings for high-density flooring materials
- Reversible and replaceable non-skid teeth
- Uniform toenailing and countersink on slick surfaces
- Sure-grip guide tube increases stability for a broad range of screws
- Decking noseclip (QDDECKCLIP-RC) positions the screw on the deck board and centers it on the joist for an easy, uniform installation from a standing position.
- The patented curved collation strips (US Patent 7,051,875) hold the screws up and away from the work surface, making moving and positioning the tool easier; they are also pointed on the inserted end to simplify loading

Limited lifetime warranty on attachment and extension, one-year limited warranty on screwdriver motors (see specific manufacturer's warranty for more information)

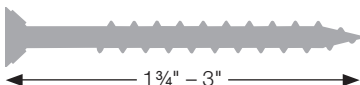


The PRO300SG2 system includes:

- PRO300SG2 decking attachment
- Extension for stand-up driving
- Choice of Makita® or DeWalt® screwdriver motors
- Screw quiver for keeping screws at your fingertips
- Rugged tool case to protect your equipment
- Decking noseclip for accurate and consistent fastening

The decking noseclip positions the screw on the deck board and centers it on the joist for an easy, uniform installation from a standing position.

PRO300SG2 decking attachment tool is also sold separately. See parts table below.

Drive These Collated Screws			
			
Deck-Drive™ DSV Wood screw	p. 218	Trim-Head screw — sharp point	p. 221
Deck-Drive DWP Wood SS screw	p. 219	Bugle-Head Wood screw	p. 222
Deck-Drive DHPD Hardwood screw	p. 220	CBSDQ Sheathing-to-CFS screw	p. 244
Deck-Drive DCSD Composite-to-Steel screw	p. 228	Strong-Drive® WSV Subfloor screw	p. 229
Trim-Head screw — Type-17 point	p. 222	Deck-Drive DCU Composite screw	p. 226

System Options	Model No.
DeWalt 2,500 rpm screwdriver motor	PRO300SD25K
Makita 2,500 rpm screwdriver motor	PRO300SM25K
Makita 3,500 rpm screwdriver motor	PRO300SM35K
Parts	Model No.
Attachment only	QDPRO300SG2
Replacement attachment mandrel	PMANDREL75

For more information on screwdriver motors and RPM recommendations per application, see pp. 204–206.

Underlayment/Backerboards | Fiber Cement

Cordless PRO200SG2 Multi-Purpose System

The Quik Drive® PRO200SG2 Cordless Multi-Purpose System is a complete auto-feed screw driving tool powered by a 2,000 rpm, 20V cordless DeWalt® brushless driver motor. Eliminate the need for cords, compressors and generators to run with this best-in-class, ergonomic fastening system. Subfloor installations are fast and easy using this lightweight, portable Quik Drive system.

The cordless DeWalt driver and lightweight extension allow stand-up driving, making for a fast, ergonomic and less fatiguing installation.



Non-skid teeth
are reversible
and replaceable

Applications: Subfloor to wood or steel, sheathing, fiber-cement siding to steel, gypsum panel to wood or steel

- Quik Drive cordless combined with Simpson Strong-Tie® low-torque fasteners, drives more screws — faster — per battery charge.
- Efficient: Slash the setup time. Eliminate cord and hose maintenance and tangle. Reduce tripping and electrical shock hazards.
- Precise, self-locking depth adjustment for consistent fastener drive depth.
- Lightweight G3 extension for better ergonomics.
- The PRO200SG2 requires less skill training than traditional installation methods, allowing a first-day apprentice to keep pace with a seasoned veteran.
- Quik Drive Cordless PRO200SG2 Multi-Purpose System can be used with or without the lightweight extension.
- The patented curved collation strips (US Patent 7,051,875) hold the screws up and away from the work surface, making moving and positioning the tool easier.
- The collated strips are also pointed on the inserted end to simplify loading.

Limited lifetime warranty on attachment and extension, one-year limited warranty on screwdriver motors (see specific manufacturer's warranty for more information)



The cordless PRO200SG2 system includes:

- PRO200SG2 multi-purpose attachment
- Lightweight G3 extension for stand-up driving
- DeWalt 2,000 rpm 20V cordless driver motor
- Two lithium ion batteries and charger
- Soft carrying case

PRO200SG2 multi-purpose attachment tool is also sold separately. See parts table below.

Drive These Collated Screws



Strong-Drive® WSV Subfloor screw	p. 229	DWC Drywall screw	p. 231
Strong-Drive PPHD Sheathing-to-CFS screw	p. 239	DWF Drywall-to-CFS screw	p. 244
WSHL Subfloor screw	p. 231	DWFS Drywall-to-CFS screw	p. 245
WSC Wood screw	p. 234	CBSDQ Sheathing-to-CFS screw	p. 244
FHSD Wood-to-CFS screw	p. 246	MTH Wood Underlayment screw	p. 232
Deck-Drive™ DSV Wood screw	p. 218	Trim-Head screw — Type-17 point	p. 222
WSFLRV Wood-to-CFS/Aluminum screw	p. 247		

System Options	Model No.
DeWalt 2,000 rpm cordless screwdriver motor	PRO200G2C2K
Parts	Model No.
Attachment only	QDPRO200G2
Replacement mandrel	PMANDREL75

For more information on screwdriver motors and RPM recommendations per application, see pp. 204–206.

Underlayment/Backerboards | Fiber Cement

PRO200SG2 Multi-Purpose System



Applications: Subfloor to wood or steel, sheathing, fiber-cement siding to steel, gypsum panel to wood or steel

- Expanded depth settings for high-density flooring materials
- Reversible and replaceable non-skid teeth attachment
- Patented curved collation strips (US Patent 7,051,875) hold the screws up and away from the work surface, making moving and positioning the tool easier; they are also pointed on the inserted end to simplify loading

Limited lifetime warranty on attachment and extension, one-year limited warranty on screwdriver motors (see specific manufacturer's warranty for more information)



The PRO200SG2 system includes:

- PRO200SG2 multi-purpose attachment
- Extension for stand-up driving
- DeWalt® screwdriver motor
- Screw quiver for keeping screws at your fingertips
- Rugged tool case to protect your equipment

PRO200SG2 multi-purpose attachment tool is also sold separately. See parts table below.

Drive These Collated Screws



Strong-Drive® WSV Subfloor screw	p. 229	DWC Drywall screw	p. 231
Strong-Drive PPHD Sheathing-to-CFS screw	p. 239	DWF Drywall-to-CFS screw	p. 244
WSHL Subfloor screw	p. 231	DWFS Drywall-to-CFS screw	p. 245
WSC Wood screw	p. 234	CBSDQ Sheathing-to-CFS screw	p. 244
FHSD Wood-to-CFS screw	p. 246	MTH Wood Underlayment screw	p. 232
Deck-Drive™ DSV Wood screw	p. 218	Trim-Head screw — Type-17 point	p. 222
WSFLRV Wood-to-CFS/Aluminum screw	p. 247		

System Options	Model No.
DeWalt 2,500 rpm screwdriver motor	PRO200SD25K
Parts	Model No.
Attachment only	QDPRO200SG2
Replacement mandrel	PMANDREL75

For more information on screwdriver motors and RPM recommendations per application, see pp. 204–206.

Underlayment/Backerboards|Fiber Cement

PROLDHG2 Underlayment/Backerboard System



Applications: Cement board and fiber-cement board underlayment/backerboard to wood or steel

- Slim profile allows driving in corners
- Drives fasteners that meet ANSI standards
- Compact body for reduced weight and easy handling

Limited lifetime warranty on attachment and extension, one-year limited warranty on screwdriver motors (see specific manufacturer's warranty for more information)

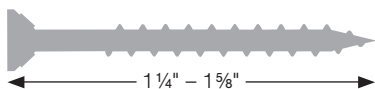


The PROLDHG2 system includes:

- PROLDHG2 underlayment/backerboard attachment
- Extension for stand-up driving
- Makita® screwdriver motor
- Screw quiver for keeping screws at your fingertips
- Rugged tool case to protect your equipment

PROLDHG2 underlayment/backerboard attachment tool is also sold separately.
See parts table below.

Drive These Collated Screws



CB3BLG Fiber-Cement Board screw

p. 223

CB3BLGHL Cement Board screw

p. 223

System Options

Model No.

Makita 2,500 rpm screwdriver motor

PROLDHG2M25K

Parts

Model No.

Attachment only

QDPROLDHG2

Replacement attachment mandrel

PMANDREL65

For more information on screwdriver motors and RPM recommendations per application, see pp. 204–206.

Combo Systems

PROSDD Multi-Purpose Combo System



Applications: Decks/docks, subfloor, drywall, wall plates, stair treads, fiber-cement siding to steel

- Expanded depth settings for high-density flooring materials
- Uniform toenailing and countersink on slick surfaces
- Reversible and replaceable non-skid teeth
- The patented curved collation strips (US Patent 7,051,875) hold the screws up and away from the work surface, making moving and positioning the tool easier; they are also pointed on the inserted end to simplify loading

Limited lifetime warranty on attachment and extension, one-year limited warranty on screwdriver motors (see specific manufacturer's warranty for more information)



The PROSDD combo system includes:

- PRO300SG2 decking attachment (also sold separately)
- PRO200G2 drywall attachment (also sold separately)
- Extension for stand-up driving
- Choice of DeWalt® or Makita® screwdriver motors
- Screw quiver for keeping screws at your fingertips
- Rugged tool case to protect your equipment

Drive These Collated Screws



Strong-Drive® WSV Subfloor screw	p. 229	Bugle-Head Wood screw	p. 222
Deck-Drive™ DCU Composite screw	p. 226	WSC Wood screw	p. 234
Deck-Drive DSV Wood screw	p. 218	WSFLRV Wood-to-CFS/Aluminum screw	p. 247
Deck-Drive DWP Wood SS screw	p. 219	WSHL Subfloor screw	p. 231
Deck-Drive DHPD Hardwood screw	p. 220	CBSDQ Sheathing-to-CFS screw	p. 244
Deck-Drive DCSD Composite-to-Steel screw	p. 228	DWC Drywall screw	p. 231
Trim-Head screw — Type-17 point	p. 222	DWF Drywall-to-CFS screw	p. 244
Trim-Head screw — sharp point	p. 221	DWFSQ Drywall-to-CFS screw	p. 245

System Options	Model No.
DeWalt 2,500 rpm screwdriver motor	PROSDD25K
Makita 2,500 rpm screwdriver motor	PROSDDM25K
Makita 3,500 rpm screwdriver motor	PROSDDM35K
Parts	Model No.
PRO300S attachment only	QDPRO300SG2
PRO200 attachment only	QDPRO200G2
Replacement PRO300S attachment mandrel	PMANDREL75
Replacement PRO200 attachment mandrel	PMANDREL65
Replacement extension	QDEXTG2

Combo Systems

Cordless PROCCS+ Multi-Purpose Combo System



Applications: Subfloor to wood or steel, wall plates, stair treads, sheathing, decks/docks, fiber-cement siding to steel

- Expanded depth settings for high-density flooring materials
- Reversible and replaceable non-skid teeth
- Sure-grip guide tube increases stability for a broad range of screws
- The patented curved collation strips (US Patent 7,051,875) hold the screws up and away from the work surface, making moving and positioning the tool easier. They are also pointed on the inserted end to simplify loading.

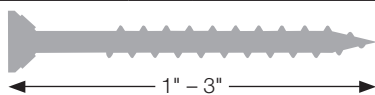
Limited lifetime warranty on attachment and extension, one-year limited warranty on screwdriver motors (see specific manufacturer's warranty for more information)



The cordless PROCCS+ combo system includes:

- PRO300SG2 decking attachment (also sold separately)
- PRO200SG2 multipurpose attachment (also sold separately)
- Lightweight G3 extension for stand-up driving
- DeWalt® 2,000 rpm 20V cordless driver motor
- Two lithium ion batteries and charger
- Screw quiver for keeping screws at your fingertips
- Soft carrying case

Drive These Collated Screws




Strong-Drive® WSV Subfloor screw	p. 229	Bugle-Head Wood screw	p. 222
Deck-Drive™ DCU Composite screw	p. 226	WSC Wood screw	p. 234
Deck-Drive DWP Wood SS screw	p. 219	WSFLRV Wood-to-CFS/Aluminum screw	p. 247
Deck-Drive DHPD Hardwood Decking screw	p. 220	WSHL Subfloor screw	p. 231
Deck-Drive DCSD Composite-to-Steel screw	p. 228	Strong-Drive PPHD Sheathing-to-CFS screw	p. 239
Deck-Drive DSV Wood screw	p. 218	MTH Wood Underlayment screw	p. 232
Trim-Head screw — Type-17 point	p. 222	CBSDQ Sheathing-to-CFS screw	p. 244
Trim-Head screw — sharp point	p. 221		

System Options	Model No.
DeWalt 2,000 rpm cordless screwdriver motor	PROCCS+DC2K
Parts	Model No.
PRO300S attachment only	QDPRO300SG2
PRO200S attachment only	QDPRO200SG2
Replacement attachment mandrel	PMANDREL75
Replacement extension	QDEXTG2

For more information on screwdriver motors and RPM recommendations per application, see pp. 204–206.

Combo Systems

PROCCS+ Multi-Purpose Combo System



Applications: Subfloor to wood or steel, wall plates, stair treads, sheathing, decks/docks, fiber-cement siding to steel

- Expanded depth settings for high-density flooring materials
- Reversible and replaceable non-skid teeth
- Sure-grip guide tube increases stability for a broad range of screws
- The patented curved collation strips (US Patent 7,051,875) hold the screws up and away from the work surface, making moving and positioning the tool easier. They are also pointed on the inserted end to simplify loading.

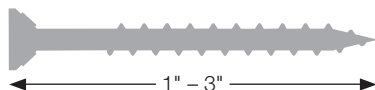
Limited lifetime warranty on attachment and extension, one-year limited warranty on screwdriver motors (see specific manufacturer's warranty for more information)



The PROCCS+ combo system includes:

- PRO300SG2 decking attachment (also sold separately)
- PRO200SG2 multipurpose attachment (also sold separately)
- Extension for stand-up driving
- Choice of DeWalt® or Makita® screwdriver motors
- Screw quiver for keeping screws at your fingertips
- Rugged tool case to protect your equipment

Drive These Collated Screws




Strong-Drive® WSV Subfloor screw	p. 229	Bugle-Head Wood screw	p. 222
Deck-Drive™ DCU Composite screw	p. 226	WSC Wood screw	p. 234
Deck-Drive DWP Wood SS screw	p. 219	WSFLRV Wood-to-CFS/Aluminum screw	p. 247
Deck-Drive DHPD Hardwood Decking screw	p. 220	WSHL Subfloor screw	p. 231
Deck-Drive DCSD Composite-to-Steel screw	p. 228	Strong-Drive PPHD Sheathing-to-CFS screw	p. 239
Trim-Head screw — Type-17 point	p. 222	MTH Wood Underlayment screw	p. 232
Trim-Head screw — sharp point	p. 221	CBSDQ Sheathing-to-CFS screw	p. 244

System Options	Model No.
DeWalt 2,500 rpm screwdriver motor	PROCCS+D25K
Makita 2,500 rpm screwdriver motor	PROCCS+M25K
Parts	Model No.
PRO300S attachment only	QDPRO300SG2
PRO200S attachment only	QDPRO200SG2
Replacement attachment mandrel	PMANDREL75
Replacement extension	QDEXTG2

For more information on screwdriver motors and RPM recommendations per application, see pp. 204–206.

Drywall | Fiberglass-Mat Gypsum

PRO200G2 Drywall System



Smooth nose
will not mar
drywall surface

Precise, self-locking depth
adjustment for consistent dimples

Applications: Drywall to wood or steel

- Compact body for reduced weight and easy handling
- Slim profile allows driving in corners
- Smooth nosepiece will not mar drywall surface
- Patented curved collation strips (US Patent 7,051,875) hold the screws up and away from the work surface, making moving and positioning the tool easier. They are also pointed on the inserted end to simplify loading.

Limited lifetime warranty on attachment and extension, one-year limited warranty on screwdriver motors (see specific manufacturer's warranty for more information)



The PRO200G2 system includes:

- PRO200G2 drywall attachment
- Extension for stand-up driving
- Choice of Makita® or DeWalt® screwdriver motors
- Screw quiver for keeping screws at your fingertips
- Rugged tool case to protect your equipment

For longer drywall screws (2 1/4"), see the PRO250DWG2 attachment on p. 191.

PRO200G2 drywall attachment tool is also sold separately. See parts table below.

Drive These Collated Screws



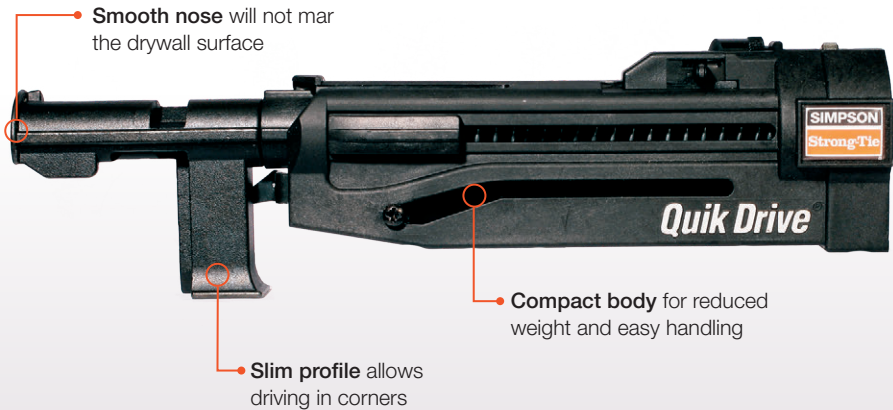
DWC Drywall screw	p. 231
DWHL Drywall screw	p. 232
DWF Drywall-to-CFS screw	p. 244
DWFSD Drywall-to-CFS screw	p. 245

System Options	Model No.
DeWalt 2,500 rpm screwdriver motor	PRO200G2D25K
Makita 2,500 rpm screwdriver motor	PRO200G2M25K
Parts	Model No.
Attachment only	QDPRO200G2
Replacement attachment mandrel	PMANDREL65

For more information on screwdriver motors and RPM recommendations per application, see pp. 204–206.

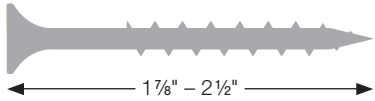
Drywall | Fiberglass-Mat Gypsum

PRO250DWG2 Drywall Attachment



Applications: Fasten drywall to wood or steel

Limited lifetime warranty on attachment and extension, one-year limited warranty on screwdriver motors (see specific manufacturer's warranty for more information)

Drive These Collated Screws	
	
DWC Drywall screw	p. 231
DWHL Drywall-to-CFS screw	p. 232
DWFSD Drywall-to-CFS screw	p. 245

Parts	Model No.
Attachment only	QDPRO250DWG2
Replacement mandrel	PMANDREL75

Tile Roofing

PRORFG2 Roofing Tile System



Applications: Roofing tiles to wood

- Precision depth settings prevent tile breakage
- Window in guide tube provides visibility to allow exact screw placement
- Drives fasteners meeting code requirements

Limited lifetime warranty on attachment and extension, one-year limited warranty on screwdriver motors (see specific manufacturer's warranty for more information)

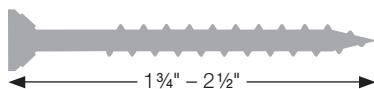


The PRORFG2 system includes:

- PRORFG2 roofing tile attachment
- Screw quiver for keeping screws at your fingertips
- Rugged tool case to protect your equipment

PRORFG2 roofing tile attachment tool is also sold separately. See parts table below.

Drive These Collated Screws



WSCT Roofing Tile screw	p. 225
SSWSCB Roofing Tile screw	p. 224
WSTD Roofing Tile screw	p. 225

System Options	Model No.
Makita 3,500 rpm screwdriver motor	PRORFG2M35K
Parts	Model No.
Attachment only	QDPRORFG2
Replacement attachment mandrel	PMANDREL75

For more information on screwdriver motors and RPM recommendations per application, see pp. 204–206.

Tile Roofing

PRO300SRFG2 Roofing Tile System



Visibility window allows precise visual placement of screws

Applications: Roofing tiles to wood

- Precision depth settings prevent tile breakage
- Window in guide tube provides visibility to allow exact screw placement
- Drives fasteners meeting code requirements
- The patented curved collation strips (US Patent 7,051,875) hold the screws up and away from the work surface, making moving and positioning the tool easier; they are also pointed on the inserted end to simplify loading

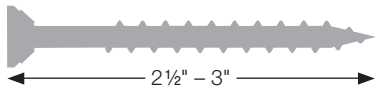
Limited lifetime warranty on attachment and extension, one-year limited warranty on screwdriver motors (see specific manufacturer's warranty for more information)



The PRO300SRFG2 system includes:

- PRO300SRFG2 roofing tile attachment
- Choice of Makita® screwdriver motors
- Screw quiver for keeping screws at your fingertips
- Rugged tool case to protect your equipment

PRO300SRFG2 roofing tile attachment tool is also sold separately. See parts table below.

Drive These Collated Screws	
	
WSCT Roofing Tile screw	p. 225
SSWSCB Roofing Tile screw	p. 224
WSTD Roofing Tile screw	p. 225

System Options	Model No.
Makita 2,500 rpm screwdriver motor	PRO300SRFG2M25K
Makita 3,500 rpm screwdriver motor	PRO300SRFG2M35K
Parts	Model No.
Attachment only	QDPRO300SRFG2
Replacement attachment mandrel	PMANDREL75

For more information on screwdriver motors and RPM recommendations per application, see pp. 204–206.

Truck Beds/Trailer Flooring|Wood Nailers|Ledgers to Steel

PROHSD60M Wood-to-Steel Tool



PROHSD60M
with extension
and foot step

Applications: Truck beds and trailer flooring to steel;
wood nailers to structural steel

- For 1¼" (45 mm) to 2⅝" (60 mm) collated fasteners
- Compact body for reduced weight and easy handling
- Expanded depth settings for high-density flooring materials
- Larger nosepiece for increased stabilization
- Optional detachable foot step accessory (TFSTEP) enables added force to be applied while driving through steel (sold separately)
- Collated strips are pointed on the inserted end to simplify loading

*Limited lifetime warranty on attachment and extension,
one-year limited warranty on screwdriver motors
(see specific manufacturer's warranty for more information)*

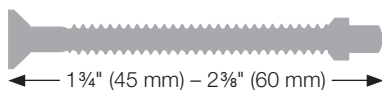


Optional Foot Step (TFSTEP)

- Black anodized aluminum
- Allows for additional pressure to be applied when driving into steel
- Fits Simpson Strong-Tie G2 and G3 extensions

PROHSD60M foot step accessory tool is sold separately. See parts table below.

Drive These Collated Screws



Strong-Drive® TF Wood-to-Steel screw	p. 236
Strong-Drive TB Wood-to-Steel screw	p. 235

Parts	Model No.
Attachment only	QDHSD60M
Replacement attachment mandrel	PMANDREL75
Foot step accessory	TFSTEP
Lightweight Extension — 20"	QDEXTG3-20
Extension — 20"	QDEXTG2-20

PROHSD75M Wood-to-Steel Tool



Applications: Truck beds and trailer flooring to steel; wood nailers to structural steel

- For 3" (75 mm) collated fasteners
- Compact body for reduced weight and easy handling
- Expanded depth settings for high-density flooring materials
- Larger nosepiece for increased stabilization
- Optional detachable foot step accessory (TFSTEP) enables added force to be applied while driving through steel (sold separately)
- Collated strips are pointed on the inserted end to simplify loading



PROHSD75M with extension and foot step

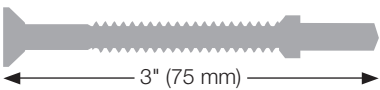


Limited lifetime warranty on attachment and extension, one-year limited warranty on screwdriver motors (see specific manufacturer's warranty for more information)

Optional Foot Step (TFSTEP)

- Black anodized aluminum
- Allows for additional pressure to be applied when driving into steel
- Fits Simpson Strong-Tie G2 and G3 extensions

PROHSD75M foot step accessory tool is sold separately. See parts table below.

Drive These Collated Screws	
	
Strong-Drive® TF Wood-to-Steel screw	p. 236
Strong-Drive TB Wood-to-Steel screw	p. 235

Parts	Model No.
Attachment only	QDHS75M
Replacement attachment mandrel	PMANDREL75
Foot step accessory	TFSTEP
Lightweight Extension — 20"	QDEXTG3-20
Extension — 20"	QDEXTG2-20

Truck Beds / Trailer Flooring | Wood Nailers | Ledgers to Steel

PROHSD60 Wood-to-Steel Attachment

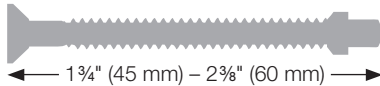


Applications: Truck beds and trailer flooring to steel;
wood nailers to structural steel

- Slim profile allows driving in corners
- Compact body for reduced weight and easy handling

Limited lifetime warranty on attachment and extension, one-year limited warranty on screwdriver motors (see specific manufacturer's warranty for more information)

Drive These Collated Screws



Strong-Drive® TF Wood-to-Steel screw

p. 236

Strong-Drive TB Wood-to-Steel screw

p. 235

Parts

Model No.

Attachment only

QDHSD60

Replacement attachment mandrel

PMANDREL75

Foot step accessory

TFSTEP

Lightweight Extension — 20"

QDEXTG3-20

Extension — 20"

QDEXTG2-20

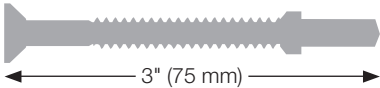
PROHSD75 Wood-to-Steel Attachment



Applications: Truck beds and trailer flooring to steel;
wood nailers to structural steel

- Slim profile allows driving in corners
- Compact body for reduced weight and easy handling


Limited lifetime warranty on attachment and extension, one-year limited warranty on screwdriver motors (see specific manufacturer's warranty for more information)

Drive These Collated Screws	
	
Strong-Drive® TF Wood-to-Steel screw	p. 236
Strong-Drive TB Wood-to-Steel screw	p. 235

Parts	Model No.
Attachment only	QDHSD75
Replacement attachment mandrel	PMANDREL75
Foot step accessory	TFSTEP
Lightweight Extension — 20"	QDEXTG3-20
Extension — 20"	QDEXTG2-20

Steel Decking / Stitching

BSD200G2 Structural Steel-Decking Attachment



Applications: Steel decking and stitching; fastening for cold-formed steel; wide-valley nestable deck to structural steel members

- Belt collation enables auto-feed fastening of screws (US Patents 8,240,232 and 8,635,933)
- Profile guide on nosepiece ensures uniform screw placement
- Optional extension enables stand-up fastening
- Depth control prevents overdriving
- Designed to eliminate skipped screws, reducing screw waste (patent pending)

Limited lifetime warranty on attachment and extension, one-year limited warranty on screwdriver motors (see specific manufacturer's warranty for more information)

Drive These Collated Screws	
Strong-Drive® XL Large-Head Metal screw	p. 240

Parts	Model No.
Attachment only	QDBSD200G2
Replacement 5/16" hex bit	BITHEXLB516LG
Replacement extension	QDEXTG2-16
Replacement mandrel with 5/16" hex bit	BPHXLBGP516G2
Replacement extension and mandrel	PMANDRELEXTG2-16

For more information on screwdriver motors and RPM recommendations per application, see pp. 204–206.

Steel Decking / Stitching

PROSDX150G2 Steel-Decking System



Applications: Steel deck fastening to structural steel members; narrow-valley nestable and interlocking steel decking; side-lap stitching

- Features a Precision Placement nosepiece for accurate driving
- One system for fastening steel decking to cold-formed steel members and steel stitching
- Designed for both the Strong-Drive® XM Medium-Head Metal screw and Strong-Drive Self-Drilling X Metal screws
- US Patent 8,356,534

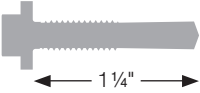
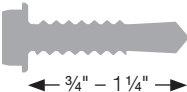
Limited lifetime warranty on attachment and extension, one-year limited warranty on screwdriver motors (see specific manufacturer's warranty for more information)



The PROSDX150G2 system includes:

- PROSDX150G2 steel decking attachment
- Extension for stand-up driving
- DeWalt® screwdriver motor with adjustable torque
- Screw quiver for keeping screws at your fingertips

PROSDX150G2 steel decking attachment tool is also sold separately. See parts table below.

Drive These Collated Screws	
	
Strong-Drive XM Medium-Head Metal screw	p. 241
	
Strong-Drive Self-Drilling X Metal screw	p. 242

System Options	Model No.
DeWalt 2,000 rpm adjustable torque motor	PROSDX150G2DATK
Parts	Model No.
Attachment only	QDPROSDX150G2
Replacement extension	QDEXTG2-16
Replacement 5/16" hex bit	BITHXLB516LG
Replacement hex mandrel with 5/16" hex bit	BPHXLBSDG2
Replacement extension and mandrel	PMANDREEXTG2-16

For more information on screwdriver motors and RPM recommendations per application, see pp. 204–206. System includes mandrels for driving recessed and 5/16" hex bits.

Sheathing Wood to Metal

BGP300 Sheathing System



The locking depth control seats the washer on the fastener and helps prevent overdriving

Applications: Fastening wood to metal, such as on pontoon boats

- Patented belt collation enables auto-feed fastening of screws integrated with large diameter washer heads
- Profile guide on nosepiece ensures uniform screw placement
- Extension enables stand-up driving
- Depth control prevents overdriving
- Designed to eliminate skipped screws, reducing waste

Limited lifetime warranty on attachment and extension, one-year limited warranty on screwdriver motors (see specific manufacturer's warranty for more information)

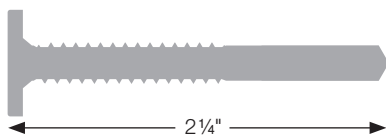


The BGP300 system includes:

- BGP300 attachment
- Driver bits
- 16" extension for stand-up driving
- Belt hook fastener-strip holder
- Rugged tool case to protect your equipment on the jobsite

The BGP300 does not include a screwdriver motor.

Drive These Collated Screws



SSPCSD Sheathing-to-Metal Screw

p. 238

System	Model No.
Attachment, 16" extension, (1) flat profile guide, (1) AG panel / 3/4" rib profile guide	QDBGP300G2K
Parts	Model No.
Replacement attachment mandrel with 1/4" hex bit	BPHXLBGP14G2
Replacement attachment mandrel with 5/16" hex bit	BPHXLBGP516G2

For more information on screwdriver motors and RPM recommendations per application, see pp. 204–206.

Standing-Seam Metal Roofing

PROPP150G2 Metal Roofing Attachment



Applications: Panel clips for standing-seam roofing, stitching to steel decking, panel flanges for snap-and-seam metal roofing

- Innovative Precision Placement nosepiece allows for easy location of the holes in standing-seam metal roofing clips
- Auto-feed mechanism provides hands-free screw advancement, eliminating handling of individual screws, cutting installation time in half
- Screws available in three head styles with two levels of corrosion resistance

Limited lifetime warranty on attachment and extension, one-year limited warranty on screwdriver motors (see specific manufacturer’s warranty for more information)

Drive These Collated Screws	
PC screw	p. 233
Strong-Drive® Self-Drilling X Metal screw	p. 242
Strong-Drive FPHSD Framing-to-CFS screw	p. 237

Parts	Model No.
Attachment only	QDPROPP150G2
Replacement attachment mandrel	PMANDREL10
Replacement hex bit and mandrel	BPHXLBPPG2

Steel to Steel

PROHX516G2 Steel-to-Steel Fastening Attachment



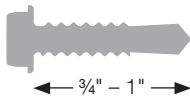
Applications: Cold-formed steel framing, steel decking to structural steel members

Features:

- Compact body for reduced weight and easy handling
- Slim profile allows driving in corners
- Tough reliability for targeted applications

Limited lifetime warranty on attachment and extension, one-year limited warranty on screwdriver motors (see specific manufacturer's warranty for more information)

Drive These Collated Screws



Strong-Drive® Self-Drilling X Metal screw

p. 242

Parts

Model No.

Attachment only

QDPROHX516G2

Replacement mandrel

BPHX516G2

Steel to Steel

PROPHG2 Cold-Formed Steel Framing Attachment

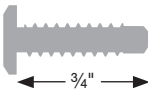


Applications: Fasten cold-formed steel framing

Features:

- Compact body for reduced weight and easy handling
- Slim profile allows driving in corners
- Tough reliability for targeted applications

Limited lifetime warranty on attachment and extension, one-year limited warranty on screwdriver motors (see specific manufacturer's warranty for more information)

Drive These Collated Screws	
	
Strong-Drive FPHSD Framing-to-CFS screw	p. 237
Strong-Drive PHSD Framing-to-CFS screw	p. 237

Description	Model No.
Attachment only	QDPROPHG2
Replacement mandrel	PMANDREL65
Noseguard	PNOSEGUARD-5

Quik Drive® — Screwdriver Motors

Quik Drive Systems Are Available with a Variety of Screwdriver Motors

The information below will aid in the selection of the right tool for the intended application.
 Not all motors are available with all systems; reference the appropriate systems page for available options.

Screwdriver Motors Sold in Quik Drive Systems

					
Description*	DeWalt® 2,000 rpm Two 5 AH batteries 20V cordless driver motor	DeWalt 2,000 rpm 6.5 amp 164 in./lb. peak torque*	DeWalt 2,500 rpm 6.5 amp 132 in./lb. torque*	Makita® 2,500 rpm 6.5 amp 133 in./lb. torque*	Makita 3,500 rpm 6.5 amp 107 in./lb. peak torque*
Features	Compact motor	Adjustable torque	Multi-application versatility	Multi-application versatility	Increased speed for low-torque applications
Motor with Quik Drive Adaptor Model Number	DCF624M2G2	DW267QD	DW276QD	MAFS2500	MAFS3500
Available in these Quik Drive Systems					
PRO200G2	—	—	PRO200SD25K	PRO200G2M25K	—
Cordless PRO250G2	PRO250G2DC2K	—	—	—	—
PRO250G2	—	—	PRO250G2D25K	PRO250G2M25K	PRO250G2M35K
PROCCS+	PROCCS+DC2K	—	PROCCS+D25K	PROCCS+M25K	—
PROLDHG2	—	—	—	PROLDHG2M25K	—
PROPP150G2	—	—	—	—	—
PROSDX150G2	—	PROSDX150G2DATK	—	—	—
BSD200G2	—	—	—	—	—
PRORFG2	—	—	—	—	PRORFG2M35K
PROSDD	—	—	PROSDD25K	PROSDDM25K	PROSDDM35K
PRO300SRFG2	—	—	—	PRO300SRFG2M25K	PRO300SRFG2M35K
Cordless PRO300SG2	PRO300SG2DC2K	—	—	—	—
PRO300SG2	—	—	PRO300SD25K	PRO300SM25K	PRO300SM35K
PROHSD60/PROHSD60M	—	—	—	—	—
PROHSD75/PROHSD75M	—	—	—	—	—
Cordless PRO200SG2	PRO200SG2C2K	—	—	—	—
PRO200SG2	—	—	PRO200SD25K	—	—

*This information provided by screwdriver motor manufacturers. All screwdriver motors may also be purchased separately using the tool model number.


Quik Drive® — Screwdriver Motors

Screwdriver Motors — Sold Separately

This tool is not available in a system and must be ordered separately.

					
Description	DeWalt® 1,000 rpm	DeWalt 2,000 rpm	Makita® 4,000 rpm 6 amps	DeWalt 4,400 rpm	Makita 6,000 rpm 6.0 amps
Features	Brushless, cordless screwdriver motor, adjustable torque	Brushless, cordless screwdriver motor	Increased speed for low-torque applications	Brushless, cordless screwdriver motor	Maximum speed for drywall applications
Tool Model Number	DW269QD	DCF624M2G2	MAFS4200	DCF620D2G2	MAFS6200

Quik Drive® — Auto-Feed Screw Driving Systems



Quik Drive Adjustable Countersink Feature

The adjustable countersink on Quik Drive auto-feed attachments allows the user to dial-in fastener penetration to match the material and application. Once the countersink depth is set, the driver bit automatically disengages from the head of the screw when the desired penetration is achieved, preventing overdriving. Screws can be driven to the right depth every time without the user having to slow down to check each fastener, making for faster work and more consistent results.

Some things to consider when using the countersink feature:

- Test and adjust the countersink depth using a scrap piece of lumber.
- Stainless-steel screws are softer than carbon steel screws. Therefore, care should be taken to set the countersink adjustment wheel to a drive depth that will not overdrive the screw during installation. Overdriving stainless-steel screws can cause breakage.
- For more information, visit strongtie.com/quikdrivevideos.

Screwdriver Motor RPM Recommendations

Simpson Strong-Tie offers a large selection of screwdriver motors for Quik Drive auto-feed screw driving systems. It is important to select a motor with rpm specifications that suit the intended application(s) to ensure the best results. See the full selection of screwdriver motors on pp. 204–205.

Screwdriver Motor RPM Recommendations per Application

Applications	4,400 rpm Cordless	2,000 rpm Cordless	6,000 rpm	4,000 rpm	3,500 rpm	2,500 rpm	2,000 rpm Adjustable Torque	1,000 rpm
Subfloor and Sheathing	—	Good	—	—	Best	Better	—	—
Decks/Docks	—	Good	—	—	Better	Best	—	—
Drywall	Best	—	Better	Best	Better	—	—	—
Fiberglass-Mat Gypsum Sheathing	Good	Good	Better	Good	Better	Good	—	—
Fiber-Cement Siding	—	Good	—	—	Good	Best	—	—
Tile Roofing	Best	Good	—	Good	Better	Best	—	—
Metal Roofing and Siding	—	Good	—	—	Better	Best	—	—
Steel Framing	—	Good	—	—	Good	Best	Good	—
Steel Decking	—	Good	—	—	—	—	Best	—
Steel Stitching	—	Good	—	—	—	Good	Best	—
Underlayment	—	Good	—	—	Better	Best	—	—
Truck and Trailer Beds	—	—	—	—	—	—	—	Best
Remodeling and General Purpose	—	Good	—	—	Better	Best	—	—

Quik Drive® — Adapters

Adapters for Most Popular Screwdriver Motors

Screwgun	QD Adapter
DeWalt®	
254	DWAG2
255	DWAG2
257	DWAG2
260	DWAG2
265	DWAG2
266	DWAG2
267	DWA3G2
268	DWA3G2
272	DWAG2
274	DWAG2
275	DWAG2
276	DWAG2
277	DWAG2
281	DWAG2
284	DWAG2
DCF620 (cordless)	DWA8G2
DCF622 (cordless)	DWA3G2
DCF624 (cordless)	DWA9G2
DC825 (cordless)	DWA2G2
825 (cordless)	DWAG2
827 (cordless)	DWAG2
835 (cordless)	DWAG2
845 (cordless)	DWAG2
855 (cordless)	DWAG2
DCF885 (cordless)	DWA6G2
DCF886 (cordless)	DWA6G2
DCF887	DWA6G2
969 (cordless)	DWA3G2
Hilti®	
ST 18	HT18G2
ST 1800-A18 (cordless)	HT18G2
Makita®	
FS2200	MAA3G2
FS2500	MAA3G2
FS4200	MAA3G2
FS6200	MAA3G2
LXSF01 (cordless)	MAA3G2
BTD140 (cordless)	MAA1G2
BTD141 (cordless)	MAA1G2
BTD144 (cordless)	MAA1G2
BTD142HW (cordless)	MAA1G2
LXDT04 (cordless)	MAA6G2
XSF03	MAA3G2

Screwgun	QD Adapter
Hitachi®	
W6VM	HIAG2
W6V3	HIAG2
W6V4	HIAG2
W6VA4	HIAG2
W6VB2	HIAG2
W6VB3	HIAG2
W8VB	HIAG2
W8VB2	HIAG2
Milwaukee®	
6701-20	MIAG2
6702-20	MIAG2
6707-20	MIAG2
6708-21	MIAG2
6740-20	MIAG2
6741-1	MIAG2
6742-20	MIAG2
6743-20	MIAG2
6743-50	MIAG2
6743-55	MIAG2
6745-1	MIAG2
6746-1	MIAG2
6755-4	MIAG2
6758	MIAG2
6760	MIAG2
6790-1	MIAG2
6790-20	MIAG2
6791-20	MIAG2
2653	MIA1G2

Quik Drive — Swivel Adapters

- Rotates 360° without having to detach the tool from motor
- Allows the use of one hand to rotate tool
- Easily rotate screws out of the way for corner applications
- Swivel adapters are only intended to be used in drywall applications

Screwgun	QD Adapter
DeWalt	Swivel
252	DWASWG2
254	DWASWG2
255	DWASWG2
257	DWASWG2
260	DWASWG2
265	DWASWG2
266	DWASWG2
267	DWASWG2
268	DWASWG2
272	DWASWG2
274	DWASWG2
275	DWASWG2
277	DWASWG2
276	DWASWG2
281	DWASWG2
284	DWASWG2
DCF620 (cordless)	DWA7G2
Hilti	Swivel
SD4500	HTASWG2
Makita	Swivel
XSF03	MAA7G2

Quik Drive® — Replacement Parts

Part	Model No.
Bit key for Quik Drive tools	BITKEY
Bit pack — 3 ea. Phillips-drive bit	BIT2P-RC3
Bit pack — 3 ea. #2 square-drive bit	BIT2S-RC3
Bit pack — 3 ea. #2 undersize square-drive bit	BIT2SU-RC3
Bit pack — 3 ea. #3 square drive	BIT3S-RC3
Bit pack — 3 ea. #3 undersize square drive	BIT3SU-RC3
Bit pack — 10 ea. #2 Phillips-drive bit	BIT2P-RC10
Bit pack — 10 ea. #2 square-drive bit	BIT2S-RC10
Bit pack — 10 ea. #2 undersize square-drive bit	BIT2SU-RC10
Bit pack — 10 ea. #3 square-drive bit	BIT3S-RC10
Bit pack — 10 ea. #3 undersize square-drive bit	BIT3SU-RC10
Bit pack — 10 ea. T20 6-lobe drive bit	BITTX20-RC10
Bit pack — 3 ea. T20 6-lobe drive bit	BITTX20-RC3
Bit pack — 10 ea. T25 6-lobe drive bit	BITTX25-RC10
Bit pack — 3 ea. T25 6-lobe drive bit	BITTX25-RC3
Bit pack — 10 ea. T30 6-lobe drive bit	BITTX30-RC10
Bit pack — 3 ea. T30 6-lobe drive bit	BITTX30-RC3
Driver bit, lobular, hex, 5/16" for BSD200	BITHEXLB516LG
Quik Drive Screw Plug bit for countersinking — 3 pack	BITTX20-PL-RC3
Quik Drive Screw Plug bit for countersinking — 10 pack	BITTX20-PL-RC10
Leafspring, HX516, PH, LDH, PROPP150, PROSDX150 attachments	QDLEAFSPRING2
Driver bit, lobular, hex 5/16" for PROSDX150	BITHEXLB516LG
Mandrel, 6 1/2"	PMANDREL65-RC
Mandrel, 7 1/2"	PMANDREL75-RC
Mandrel, 10"	PMANDREL10
Mandrel, 5/16" hex with driver bit for PROPP150 series attachment	BPHXLBPPG2
Mandrel, HX516 attachment, with 5/16" driver bit	BPHX516G2
Mandrel, 5/16" hex with driver bit for PROSDX150 series attachment	BPHXLBSDG2
Mandrel, 5/16" hex driver bit for BSD200	BPHXLBGGP516G2



BIT3S-RC10



QDLEAFSPRING2





PMANDREL75-RC

Quik Drive® — Replacement Parts

Drive Types and Replacement Driver Bits

It is necessary to use the right driver bit to ensure optimum results with a Quik Drive system. The bit(s) included in each box of Quik Drive screws should be sufficient to drive the entire box, however, variations in materials and driving techniques can shorten driver-bit life. Replacement bits are available in Bit Packs; reference the label on the bit included in the box or the box label to ensure correct driver-bit selection (see table on p. 208 for Bit Pack quantities and model numbers).

Drive Type/Size	Bit	Description
 #2 square drive		BIT2S — for most screws with #2 recess and interior grade coating
 #2U (#2 undersized)		BIT2SU — for most screws with #2 recess and exterior grade coating
 #3 square drive		BIT3S — for most screws with #3 recess and interior grade coating
 #3U (#3 undersized)		BIT3SU — for most screws with #3 recess and exterior grade coating
 #2 Phillips		BIT2P — for Quik Drive screws with Phillips recess
 5/16" lobular hex drive		BITHEXLB516 — for most screws with 5/16" lobular hex drive
 T20 6-lobe		BITTX20 — for Quik Drive systems with T20 6-lobe drive
 T20 6-lobe		BITTX20-PL — for DCU Screw Plug
 T25 6-lobe		BITTX25 — for Quik Drive systems with T25 6-lobe drive
 T30 6-lobe		BITTX30 — for Quik Drive systems with T30 6-lobe drive
 #3 Phillips		BIT3P — for Quik Drive screws requiring #3 Phillips recess

Quik Drive® — Accessories

Accessories	Model No.
Feed pawl, twist lock for SDS, PRO200 attachments	PFEEDPAWLTL
Feed pawl, PROHX, PROPH, PROLDH, PROPP attachments	PFEEDPAWL2
Feed pawl, PROHSD attachments	PFEEDPAWL3
Feed pawl, PROSDX150 attachment	PFEEDPAWL4
Feed Pawl PROPP, PROPH attachments	PFEEDPAWL5
Feed pawl, PRO250, PRO200S, PRO300S attachments	PFEEDPAWL7

Replacement Parts	Model No.
Case, PRO kits	TOOLCASE-LG
Deck clip, PRO300S, PRO200S, PRO250	QDDECKCLIP-RC
Extension, 16" (short), G2 series	QDEXTG2-16
Extension, 20" (standard), G2 series	QDEXTG2
Lightweight extension, G3 20"	QDEXTG3
Lightweight extension, G3 16"	QDEXTG3-16
Lightweight extension, G3 22"	QDEXTG3-22
Extension replacement handle, G2 Series	G2HANDLE
Noseclip, PRO250, PRO200S, PRO300S attachments	PNOSECLIP
Noseguard, PROHX516 attachment	PNOSEGUARD-5
Screw quiver, worn on belt, carries up to 500 screws	QUIVER
Foot step	TFSTEP
Soft carry case	QDTOOLBAG



Quik Drive G3 Lightweight
Extension



QDEXTG2-16 (QDEXTG2
and QDEXTG2-22 similar)



PFEEDPAWL7



PNOSECLIP



QUIVER




QDDECKCLIP-RC



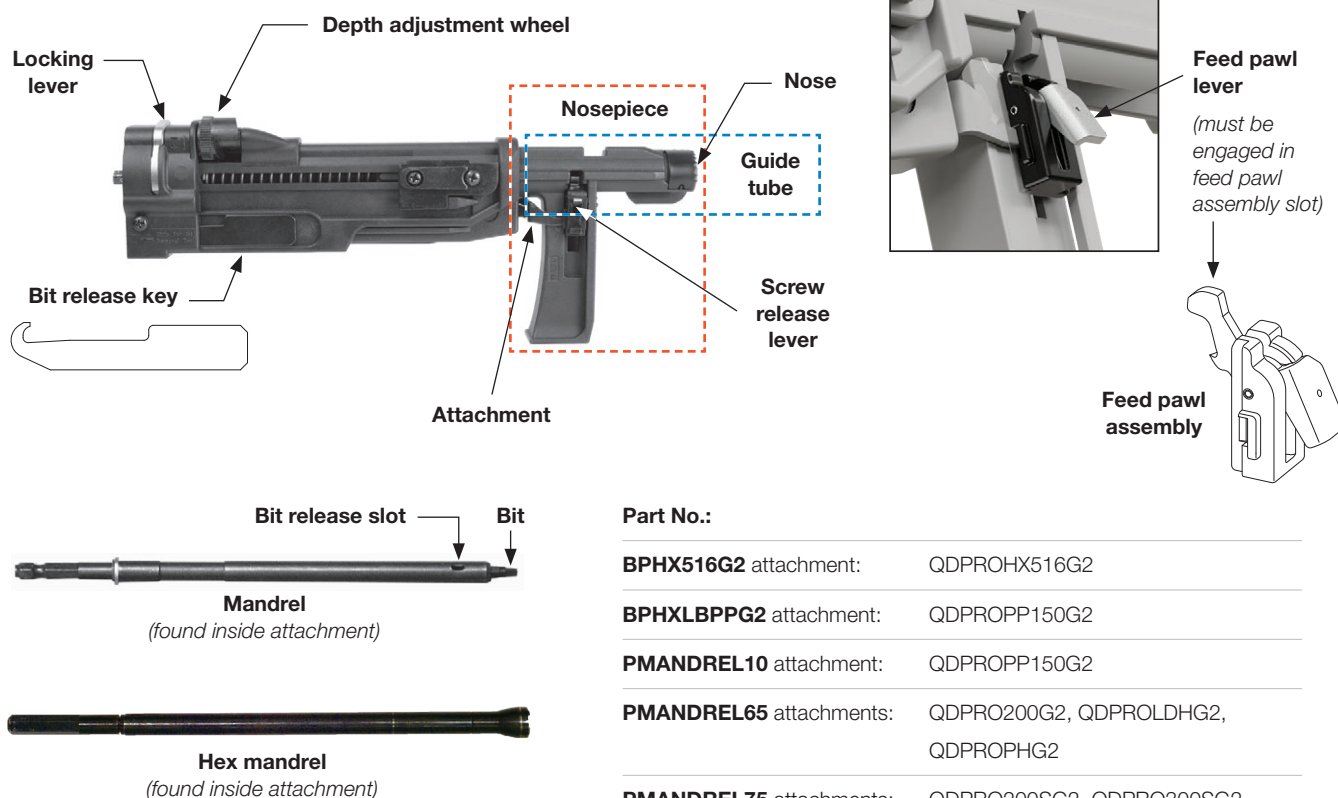
TFSTEP

Quik Drive® — System Components and Schematics

System Components



Schematics



Part No.:

BPHX516G2 attachment: QDPROHX516G2

BPHXLBPPG2 attachment: QDPROPP150G2

PMANDREL10 attachment: QDPROPP150G2

PMANDREL65 attachments: QDPRO200G2, QDPROLDHG2, QDPROPHG2

PMANDREL75 attachments: QDPRO200SG2, QDPRO300SG2, QDPRORFG2, QDPRO300SRFG2, QDHSD60, QDHSD75

BPHXLBSDG2 attachment: QDPROSDX150G2

Quik Drive® — Troubleshooting

Troubleshooting Guide

Simpson Strong-Tie Quik Drive tools are easy to use. As with any power tool, there are a few basic things to remember for best performance.

Problem	Solution
Screws won't drive. They spin for a second, then lay over on their side. Little or no penetration.	Make sure the screwdriver motor is not in reverse.
Screws won't drive completely. They go down about halfway, then the bit spins out.	Check to be sure you are using the correct bit for the type of screws you are driving. Check for bit wear. It may be time to install a new bit. Push harder when driving.
Screws won't drive completely. They are almost completely driven but won't countersink completely.	Check the depth adjustment on the attachment. Reset if necessary. You may have missed the substrate. Example: In flooring, this will occur if you miss the joist.
Screws don't advance properly causing tool to jam.	Use only Simpson Strong-Tie Quik Drive brand collated screws. Be sure the screw strip is inserted correctly — pointed end first. Lift the tool completely off the work surface after driving each screw. Don't drag screw strips on the work surface as you move to the next position. Be sure the feed pawl assembly is intact and feed lever is engaged. Avoid the use of wet or spray lubricants that may cause wood and drywall dust to accumulate.

Quik Drive® — Warranty

Limited Warranty on Quik Drive Tool

The following Limited Lifetime Warranty applies to all Quik Drive products (each a “Quik Drive Product”), and must be read in conjunction with the General Notes at strongtie.com/products/fastening-systems/technical-notes/general-notes, Terms and Conditions of Sale at strongtie.com/information/terms-and-conditions, and Corrosion Resistance information contained in the current Fastening Systems catalog and at strongtie.com/products/fastening-systems/technical-notes/corrosion-information/materials-and-coatings-for-fasteners, along with any information provided with a Quik Drive Product at strongtie.com/products/product-use-information and strongtie.com/info. The screwgun that is supplied with the Quik Drive Product is not manufactured by Simpson. As a result, the screwgun is exclusively warranted by the screwgun manufacturer and not by Simpson. Simpson does not warranty, and assumes no liability for the operation or functionality of, the screwgun. This Limited Lifetime Warranty is effective as of the date of any purchase. For all future purchases, please consult this page for current warranty information, as this page may be updated by Simpson from time to time.

Simpson warrants each Quik Drive Product, only to the original purchaser, to be free from substantial defects in materials, manufacturing and design for the lifetime of the Quik Drive Product, if properly stored, maintained and used. This Limited Lifetime Warranty does not cover normal wear and tear, as determined by Simpson in its absolute discretion, and is null and void with respect to: (a) any Quik Drive Product that was purchased from an unauthorized dealer, retailer or distributor, (b) any Quik Drive Product that was modified or altered, (c) any failure or defect caused by improper installation of any Quik Drive Product; (d) any Quik Drive Product that was improperly or inadequately serviced or maintained, (e) any Quik Drive Product that was subject to negligence or excessive or improper use, including

use in improper conditions, as determined by Simpson in its absolute discretion, or (f) any Quik Drive Product that was subject to any use not in accordance with the specifications in the Quik Drive catalog provided with the Quik Drive Product or provided on this website. If any Quik Drive Product fails to conform to this Limited Lifetime Warranty, original purchaser's sole and exclusive remedy is either the replacement or repair, at Simpson's election, of such Quik Drive Product. Original purchaser must return the Quik Drive Product to Simpson along with satisfactory proof of purchase, with return shipping prepaid by original purchaser. To obtain warranty service, go to strongtie.com or contact Simpson promptly at (800) 999-5099. The repaired or replaced Quik Drive Product is warranted under the terms of this Limited Lifetime Warranty.

THE LIMITED WARRANTY HEREIN IS EXPRESSLY IN LIEU OF ALL OTHER WARRANTIES, AND, WHERE LAWFUL, SIMPSON DISCLAIMS ALL OTHER WARRANTIES, INCLUDING BUT NOT LIMITED TO IMPLIED WARRANTIES OF MERCHANTABILITY AND FITNESS FOR A PARTICULAR PURPOSE AND WARRANTIES ARISING FROM COURSE OF PERFORMANCE, COURSE OF DEALING OR TRADE USAGE. IN NO EVENT WILL SIMPSON BE LIABLE FOR INCIDENTAL, CONSEQUENTIAL, PUNITIVE OR SPECIAL DAMAGES OR DIRECT OR INDIRECT LOSS OF ANY KIND, INCLUDING BUT NOT LIMITED TO PROPERTY DAMAGE AND PERSONAL INJURY. SIMPSON'S ENTIRE LIABILITY IS LIMITED TO THE PURCHASE PRICE OF THE DEFECTIVE QUIK DRIVE PRODUCT. SOME STATES DO NOT ALLOW LIMITATIONS ON IMPLIED WARRANTIES, OR THE EXCLUSION OR LIMITATION OF INCIDENTAL, CONSEQUENTIAL, PUNITIVE OR SPECIAL DAMAGES, SO THE ABOVE LIMITATIONS AND EXCLUSIONS MAY NOT APPLY. THIS LIMITED WARRANTY GIVES SPECIFIC LEGAL RIGHTS. OTHER RIGHTS THAT VARY FROM STATE TO STATE MAY BE APPLICABLE.

Additional Quik Drive Safety Warnings

- Keep work area clean and well lit.
- Do not operate Simpson Strong-Tie® Quik Drive tools in dangerous environments. Do not expose tools to rain or use them in damp or wet locations. The use of Quik Drive tools can create sparks. Do not use in the presence of flammable liquids, dust or gases.
- Keep bystanders, children and visitors away while operating a Quik Drive tool. Distractions can cause accidents and serious bodily injury.
- Dress properly when using a Quik Drive system. Do not wear loose clothing or jewelry. Keep your hair, clothing and gloves away from moving parts. Loose clothes, long hair or jewelry can be caught in moving parts and result in serious bodily injury. Be sure the power switch on a tool is in the off position before plugging in the tool. Do not carry tools with your finger on the switch.
- Keep proper footing and balance at all times.
- Always use safety equipment, such as protective glasses, dust masks, non-skid safety shoes, safety harnesses hard hats and/or earplugs.

Reduce Risk of Electrical-Related Accidents

- Guard against electrical shock. Prevent body contact with grounded surfaces.
- Never modify the tool power plug in any way. Always use a plug with a matching outlet. Use of proper, unmodified plugs and outlets reduces the risk of electric shock.
- Do not abuse the power cord. Never carry a tool by its cord or pull the cord to disconnect from an outlet or other receptacle. Keep cord away from heat, oil, sharp edges or moving parts. Replace damaged cord immediately. Damaged cords increase the risk of electrical shock.
- When operating a tool outside, use extension cords suitable for outdoor use.

Personal Safety

- Stay alert. Do not use a Quik Drive system while tired or under the influence of drugs, alcohol or medication. Use common sense when operating the tool. Inattention while operating Quik Drive system may result in serious bodily injury.

Quik Drive Tool Use and Care

- Do not force the Quik Drive tool. Use the correct tool for the application.
- When not in use, Quik Drive systems should be stored in a dry place and out of the reach of children and other untrained persons.
- Disconnect the plug from power source before making adjustments, changing accessories or storing tool.
- Maintain Quik Drive tools with care. Follow instructions for changing accessories.
- Regularly check for misalignment or binding of moving parts and other conditions that may affect operation.
- Use only accessories recommended by Simpson Strong-Tie Company Inc.
- Any repairs to electric tools should be performed by qualified personnel. Use only authorized parts.
- Do not use wet or spray lubricants on any Quik Drive parts that may attract wood, metal or drywall dust.



Consistent performance
at every turn.

Quik Drive® PRO300SG2
Decking System

Deck-Drive™
DSV WOOD Screw

Collated Screws

for the Quik Drive® System

Application/Fastener/Tool Matrix	216
--	-----

Collated Exterior Screws

Deck-Drive™ DSV WOOD Screw	218
Deck-Drive DWP WOOD SS Screw	219
Deck-Drive DHPD HARDWOOD Screw	220
Trim-Head Screw — Sharp Point	221
Trim-Head Screw — Type-17 Point	222
Bugle-Head Wood Screw	222
CB3BLG Fiber-Cement Board Screw	223
CB3BLGHL Cement Board Screw	223
SSWSCB Roofing Tile Screw	224
WSCT Roofing Tile Screw	225
WSTD Roofing Tile Screw	225

Collated Composite Decking Screws

Deck-Drive DCU COMPOSITE Screw	226
Deck-Drive DCSD COMPOSITE-TO-STEEL Screw	228


Collated Interior Screws

Strong-Drive® WSV SUBFLOOR Screw	229
WSHL Subfloor Screw	231
DWC Drywall Screw	231
DWHL Drywall Screw	232
MTH Wood Underlayment Screw	232
PC Screw	233
WSC Wood Screw	234
WSCLT Wood Screw	234

Collated Metal Screws


Strong-Drive TB WOOD-TO-STEEL Screw	235
Strong-Drive TF WOOD-TO-STEEL Screw	236
Strong-Drive PHSD FRAMING-TO-CFS Screw	237
Strong-Drive FPHSD FRAMING-TO-CFS Screw	237
SSPCSD Sheathing-to-Metal Screw	238
Strong-Drive PPHD SHEATHING-TO-CFS Screw	239
Strong-Drive XL LARGE-HEAD METAL Screw	240
Strong-Drive XM MEDIUM-HEAD METAL Screw	241
Strong-Drive Self-Drilling X Metal Screw	242
Steel-Deck Diaphragm Calculator	243
CBSDQ Sheathing-to-CFS Screw	244
DWF Drywall-to-CFS Screw	244
DWFSD Drywall-to-CFS Screw	245
FHSD Wood-to-CFS Screw	246
WSFLRV Wood-to-CFS/Aluminum Screw	247

Application / Fastener / Tool Matrix



Application / Screw	Page	Suitable Systems/Attachments					
		PR0200SG2	PR0250G2	PR0300SG2	PR0RFG2	PR0300SRFG2	PROLDHG2
Deck/Dock							
DCU234	227			✓			
DSVG212S	218		✓	✓			
DSVG3S	218			✓			
DSVR114S	218	✓					
DSVR158S	218	✓	✓				
DSVR2S	218	✓	✓	✓			
DSVR212S	218		✓	✓			
DSVR3S	218			✓			
DSVT114S	218	✓					
DSVT158S	218	✓	✓				
DSVT2S	218	✓	✓	✓			
DSVT212S	218		✓	✓			
DSVT3S	218			✓			
DTHQ2S	222	✓	✓	✓			
DTHQ212S	222		✓	✓			
DTHQ3S	222			✓			
HCKDSVT212S	218		✓	✓			
HCKDSVT2S	218		✓	✓			
SS3DSC212BS316	222			✓			
SS3DSC3BS	222			✓			
SS3DSC3BS316	222			✓			
SSDHPD212SB	220			✓			
SSDHPD212S	220			✓			
SSDTH2S	221	✓	✓	✓			
SSDTH212S	221		✓				
SSDTH3S	221			✓			
SSDWP212S305	219			✓			
SSDWP3S305	219			✓			
SSDWP212S316	219			✓			
SSDWP3S316	219			✓			
Wood to Wood							
WSC114S-17	234	✓					
WSC112S	234	✓	✓				
WSCLT134S	234	✓	✓				
WSHL134S7	231	✓	✓				
WSV134S	229	✓	✓				
WSV2S	229	✓	✓	✓			
WSV212S	229		✓	✓			
WSV3S	229			✓			
Underlayment							
CB3BLG114S	223						✓
CB3BLGHL114S	223						✓
CB3BLG158S	223						✓
CB3BLGHL158S	223						✓
MTH114S	232	✓					
MTHZ1S	232	✓					
Fiber-Cement Siding to Steel							
CBSDQ158S	244	✓	✓				
CBSDQ214S	244		✓	✓			
Tile Roofing							
SSWSC2BS	224				✓	✓	
SSWSC134BS	224				✓	✓	
SSWSC212BS	224				✓	✓	
WSCT212S	225				✓	✓	
WSTD3S	225				✓	✓	


Application / Fastener / Tool Matrix



Application / Screw	Page	Suitable Systems/Attachments											
		PRO200G2	PRO200SG2	PRO250DWG2	PRO300SG2	PROPP150G2	PROHX516	PROSDX150	PROPHG2	PROHSD60/M	PROHSD75/M	BSD200G2	QDBGP300
Drywall													
DWC1PS	231	✓											
DWC114PS	231	✓											
DWC158PS	231	✓											
DWC2PS	231	✓		✓									
DWC212PS	231			✓									
DWF114PS	244	✓											
DWF158PS	244	✓											
DWFSD114PS	245	✓	✓*										
DWFSD158PS	245	✓	✓*										
DWFSD238PS	245			✓									
DWFSDQ114PS	245	✓	✓										
DWHL178PS	232	✓		✓									
Metal Roofing/Siding to Wood/Steel													
PC1BS1012	233					✓							
PCQ112BS1012	233					✓							
SSPC1BS1012	233					✓							
Steel to Steel													
FPHSD34S1016	237					✓			✓				
FPHSD34S1214	237					✓			✓				
PHSD34S0818	237								✓				
X1S1016	242					✓	✓	✓					
XQ1S1016	242					✓	✓	✓					
X1S1214	242					✓	✓	✓					
XMQ114S1224	241							✓					
XLQ114T1224	240											✓	
XQ1S1214	242					✓	✓	✓					
XU34S1016	242							✓					
Wood to Steel													
PPHD11516S0817	239		✓		✓								
PPHD134S1016	239		✓		✓								
PPHD3S1016	239				✓								
PPHDQ11516S0817	239		✓		✓								
PPHDQ134S1016	239		✓		✓								
PPHDQ134S1214	239									✓			
SSFHSD112S1016	246					✓							
SSPCSD214T1414	238												✓
FHSD114S0818	246	✓	✓										
TB1440S	235									✓			
TB1460S	235									✓			
TB1475S	235										✓		
TBG1245S	235									✓			
TBG1260S	235									✓			
TBG1445S	235									✓			
TBG1460S	235									✓			
TBG1475S	235										✓		
TBP1245S	235									✓			
TBP1260S	235									✓			
TBP1460S	235									✓			
TBP1475S	235										✓		
TFP1475S	236										✓		
WSF1LRVS	247		✓										
WSF134LRVS	247		✓										
Composite Decking to Steel													
DCSD238S	228				✓								

*Drive with PRO200S only when fastening fiberglass-mat gypsum sheathing panels.

Collated Exterior Screws



Deck-Drive™ DSV WOOD Screw

Preservative-Treated Decking and Exterior Wood-to-Wood Applications

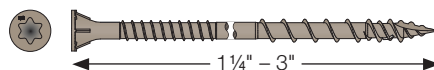
The Deck-Drive DSV Wood screw is a powerful fastening solution for preservative-treated decking applications. With its underhead nibs and fast-start tip, the DSV is ideally suited to be driven and countersunk into today's wood deck boards. The shank is designed to withstand the swelling and shrinkage that is common with fast-growth lumber. Available in hand-drive and in collated strips for use in our Quik Drive® auto-feed screw driving system.

Features:

- Low-torque threads allow up to 35% more screws to be driven per battery charge
- Rimmed flat head with nibs design countersinks easily and provides a clean, finished appearance
- High-low threaded tip with Type-17 point provides fast starts
- Optimized threads for dimensional lumber
- Quik Guard® coating provides corrosion resistance for exterior and preservative-treated wood applications
- Meets the performance requirements of ICC-ES AC257 exposure conditions 1 and 3
- Colors to blend in with most woods
- This screw is also available in bulk for hand-drive installation; see p. 76 for details
- T25 6-lobe driver bit: BITTX25
- The #10 DSV are load rated. See engineering letter L-F-DSVCSV at strongtie.com.

For Technical Data and Loads, see C-F-2023TECHSUP *Fastening Systems Technical Guide*, pp. 35, 45–46, 154–155, 176–177

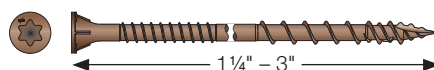
Quik Guard Coating — Tan



Size	Length (in.)	500-Count Model No.	750-Count Model No.	1,000-Count Model No.	1,500-Count Model No.	2,000-Count Model No.	PRO 300SG2	PRO 250G2	PRO 200SG2
# 8	1 1/4	—	—	—	—	DSVT114S			✓
# 8	1 5/8	—	—	—	—	DSVT158S		✓	✓
#10	2	—	HCKDSVT2S	—	DSVT2S	—	✓	✓	✓
#10	2 1/2	HCKDSVT212S	—	DSVT212S	—	—	✓	✓	
#10	3	HCKDSVT3S	—	DSVT3S	—	—	✓		


 Tan

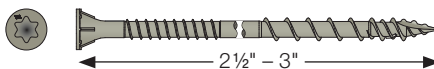
Quik Guard Coating — Red



Size	Length (in.)	1,000-Count Model No.	1,500-Count Model No.	2,000-Count Model No.	PRO 300SG2	PRO 250G2	PRO 200SG2
#8	1 1/4	—	—	—			✓
#8	1 5/8	—	—	DSVR158S		✓	✓
#10	2	—	DSVR2S	—	✓	✓	✓
#10	2 1/2	DSVR212S	—	—	✓	✓	
#10	3	DSVR3S	—	—	✓		



 Red

Quik Guard Coating — Gray



Size	Length (in.)	1,000-Count Model No.	PRO 300SG2	PRO 250G2	PRO 200SG2
#10	2 1/2	DSVG212S	✓	✓	
#10	3	DSVG3S	✓		


 Gray



Collated Exterior Screws

Deck-Drive™ DWP WOOD SS Screw

Decking, Docks and Boardwalks; Finishing, Millwork and Trim

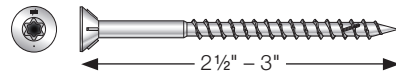
The Deck-Drive DWP Wood SS screw is a powerful fastening solution for deck, dock and general exterior applications where extra corrosion protection is needed. With its specially-designed sharp-point and unique box threads, the DWP is ideally suited for the majority of wood used in today's wood deck boards. Choose Type 316 stainless steel for seaside and coastal environments. Available in hand-drive and in collated strips for use in our Quik Drive® auto-feed screw driving system.

Features:

- Unique "box" thread design with raised-ridge technology greatly reduces driving torque
- Specially-designed sharp point penetrates hard wood products with ease
- 6-lobe drive helps prevent driver-bit cam-out while driving easier and extending bit life (replacement bit BITTX25; see p. 209 for more information)
- Choose Type 316 stainless steel for seaside applications and superior corrosion resistance
- This screw is also available in bulk for hand-drive installation; see pp. 72–75 for details
- Tested in accordance with ICC-ES acceptance criteria AC233 and load rated for withdrawal resistance

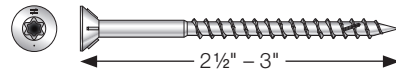
For Technical Data and Loads, see C-F-2023TECHSUP *Fastening Systems Technical Guide*, pp. 153, 176–177

Type 316 Stainless Steel



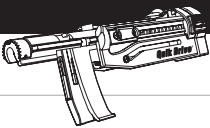
Size	Length (in.)	1,000-Count Model No.	1,500-Count Model No.	PR0300SG2
#10	2½	—	SSDWP212S316	✓
#10	3	SSDWP3S316	—	✓

Type 305 Stainless Steel



Size	Length (in.)	1,000-Count Model No.	1,500-Count Model No.	PR0300SG2
#10	2½	—	SSDWP212S305	✓
#10	3	SSDWP3S305	—	✓

Collated Exterior Screws



Deck-Drive™
DHPD HARDWOOD Screw

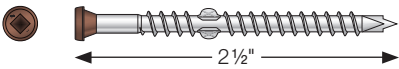
Hardwood Decking, Docks and Boardwalks

The Deck-Drive DHPD Hardwood screw is specially designed to penetrate the hardest wood products with ease. With its unique paddle-style drill point, it virtually eliminates splitting without predrilling. The wings on the shaft counterbore hard material, allowing the head to countersink easily for a clean, finished look. Available in Type 305 stainless steel for additional corrosion protection.

Features:


- Penetrate the hardest wood products without predrilling
- Compact head ensures a low-profile installation and reduced visibility
- Wings on the shank counterbore hard material and allow the head to countersink for a clean look
- Driver bit included in each package
- #2 square drive (replacement bit model BIT2S; see p. 209 for more information)
- This screw is also available in bulk for hand-drive installation; see p. 77 for details

Type 305 Stainless Steel



Size	Length (in.)	Threads per Inch	Color	Contractor Pack		PR0300SG2
				Fasteners per Pack	Model No.	
#10	2½	10	Unpainted	1,000	SSDHPD212S	✓
#10	2½	10	Tan 03	1,000	SSDHPD212SB	✓

Tan 03

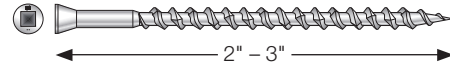


Collated Exterior Screws

Trim-Head Screw — Sharp Point

Features:


- Trim head
- #2 square drive (driver bit in each box; replacement bit model BIT2S; see p. 209 for more information)
- Box threads
- Curved collation



Type 305 Stainless Steel

Size	Length (in.)	Head Color	Contractor Pack		PRO 250G2	PRO 300SG2
			Fasteners per Pack	Model No.		
#7	2	Unpainted	2,000	SSDTH2S	✓	
#7	2½	Unpainted	1,000	SSDTH212S	✓	
#7	3	Unpainted	1,000	SSDTH3S		✓
#7	2½	Brown 01	1,000	DTH212S305BR01	✓	
#7	2½	Brown 05	1,000	DTH212S305BR05	✓	
#7	2½	Gray	1,000	DTH212S305GR	✓	
#7	2½	Gray 01	1,000	DTH212S305GR01	✓	
#7	2½	Gray 03	1,000	DTH212S305GR03	✓	
#7	2½	Gray 04	1,000	DTH212S305GR04	✓	
#7	2½	Tan	1,000	DTH212S305TN	✓	
#7	2½	Tan 01	1,000	DTH212S305TN01	✓	
#7	2½	Tan 02	1,000	DTH212S305TN02	✓	
#7	2½	Tan 03	1,000	DTH212S305TN03	✓	
#7	2½	Tan 04	1,000	DTH212S305TN04	✓	
#7	2½	Red 01	1,000	DTH212S305RD01	✓	





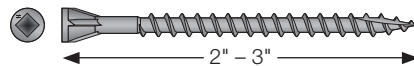
Collated Exterior Screws

Trim-Head Screw — Type-17 Point

Features:

- Trim head with nibs for easy countersinking
- #2 undersized square drive (driver bit in each box; replacement bit model BIT2SU; see p. 209 for more information)
- Coarse threads
- Curved collation

Quik Guard® Coating



Size	Length (in.)	Contractor Pack		PR0200SG2	PR0250G2	PR0300SG2
		Fasteners per Pack	Model No.			
#8	2	2,000	DTHQ2S	✓	✓	✓
#8	2½	1,500	DTHQ212S		✓	✓
#8	3	1,000	DTHQ3S			✓

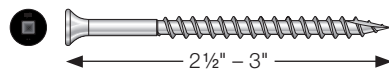
Bugle-Head Wood Screw

Common Applications:

- Wood decking to wood

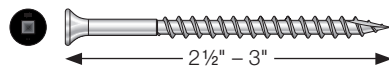
Features:

- #3 square drive (driver bit in each box; replacement bit model BIT3S; see p. 209 for more information)
- Coarse threads
- Type-17 point for fast starts
- Available in Types 316 and 305 stainless steel
- Curved collation



Type 316 Stainless Steel

Size	Length (in.)	Carton Quantity	Model No.	PR0300SG2
#10	2½	1,500	SS3DSC212BS316	✓
#10	3	1,000	SS3DSC3BS316	✓



Type 305 Stainless Steel

Size	Length (in.)	Carton Quantity	Model No.	PR0300SG2
#10	2½	1,500	SS3DSC212BS	✓
#10	3	1,000	SS3DSC3BS	✓



Collated Exterior Screws

CB3BLG Fiber-Cement Board Screw

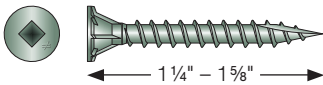
Common Applications:

- Dense fiber-cement board to wood

Features:

- 0.375" ribbed wafer head with nibs for easy countersinking
- #3 undersized square drive (driver bit in each box; replacement bit model BIT3SU; see p. 209 for more information)
- Coarse threads
- Type-17 point for fast starts
- C-3 mechanically galvanized coating
- Straight collation

Codes/Standards: ANSI A108 compliant



C-3 Mechanically Galvanized Coating

Size	Length (in.)	Threads per Inch	Contractor Pack		PROLDHG2
			Fasteners per Pack	Model No.	
#10	1 1/4	10	1,500	CB3BLG114S	✓
#10	1 5/8	10	1,500	CB3BLG158S	✓

CB3BLGHL Cement Board Screw

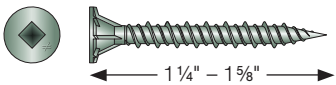
Common Applications:

- Cement board to wood (for coarse, porous and softer materials)

Features:

- 0.375" ribbed wafer head with nibs for easy countersinking
- #3 undersized square drive (driver bit in each box; replacement bit model BIT3SU; see p. 209 for more information)
- Alternating high-low threads
- Sharp point
- C-3 mechanically galvanized coating
- Straight collation

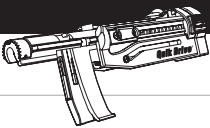
Codes/Standards: ANSI A108 compliant



C-3 Mechanically Galvanized Coating

Size	Length (in.)	Threads per Inch	Contractor Pack		PROLDHG2
			Fasteners per Pack	Model No.	
#9	1 1/4	15 high-low	1,500	CB3BLGHL114S	✓
#9	1 5/8	15 high-low	1,500	CB3BLGHL158S	✓

Collated Exterior Screws



SSWSCB Roofing Tile Screw

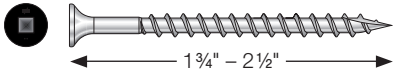
Common Applications:

- Roofing tiles to wood

Features:


- Bugle head
- Coarse threads
- #2 square drive (driver bit in each box; replacement bit model BIT2S; see p. 209 for more information)
- Type-17 point for fast starts
- Curved collation

Codes/Standards: Meets the requirements of the Tile Roofing Institute as described in ESR-2015P. A Miami-Dade compliant roofing product (2" and 2½" only). Miami-Dade Fastener Listing 18-1218.01.



Type 305 Stainless Steel

Size	Length (in.)	Carton Quantity	Model No.	PRORFG2	PR0300SRFG2
#8	1¾	2,000	SSWSC134BS	✓	
#8	2	2,000	SSWSC2BS	✓	✓
#8	2½	1,500	SSWSC212BS	✓	✓



Collated Exterior Screws

WSCT Roofing Tile Screw

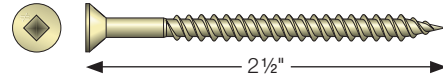
Common Applications:

- Roofing tiles to wood

Features:

- Flat head
- #3 square drive (driver bit in each box; replacement bit model BIT3S; see p. 209 for more information)
- Twin threads
- Sharp point
- Curved collation

Codes/Standards: ASTM A641 (Class 1)



Heavy Zinc Electroplate

Size	Length (in.)	Carton Quantity	Model No.	PR0RFG2	PR0300SRFG2
#8	2½	1,500	WSCT212S	✓	✓

WSTD Roofing Tile Screw

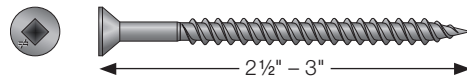
Common Applications:

- Roofing tiles to wood

Features:

- Flat head
- #3 square drive (driver bit in each box; replacement bit model BIT3SU; see p. 209 for more information)
- Twin threads
- Sharp point
- Curved collation


Codes/Standards: Meets the requirements of the Tile Roofing Institute as described in ESR-2015P. A Miami-Dade compliant roofing product. Miami-Dade Fastener Listing 21-1202.01.



Exterior-Grade Coating

Size	Length (in.)	Carton Quantity	Model No.	PR0RFG2	PR0300SRFG2
#8	2½	1,500	WSTD212S	✓	✓
#8	3	1,500	WSTD3S		✓

Collated Composite Decking Screws


SIMPSON
Strong-Tie®

Deck-Drive™ DCU COMPOSITE Screw

Fastening Composite Decking Boards

The Deck-Drive DCU Composite screw is engineered to provide beautiful fastening results for all types of composite decking while also offering ease of installation, a clean finish and superb corrosion resistance. The Deck-Drive DCU is the go-to-screw for all your composite decking applications, eliminating the need to mix and match screws to the decking.

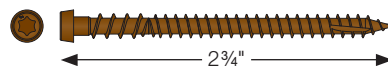
Deck-Drive DCU Composite decking screws are available in carbon steel with the Quik Guard® coating. For superior corrosion resistance in marine or high-exposure environments, choose the appropriate stainless-steel DCU screw (Type 305 or Type 316). DCU screws provide a clean finish because of their special head design and are available in 11 colors, matched to blend with most major decking manufacturers.

Features:

- Available in carbon steel, as well as Type 305 and Type 316 stainless steel for high to severe levels of corrosion resistance
- Tri-lobe thread design reduces damage to the composite board while driving
- Inverted upper threads clear excess material to ensure that the screw has a clean finish
- Unique cut point penetrates composite decking with ease for fast starts
- Cap head prevents mushrooming and material from rising up above the deck for a smoother, clean-looking installation
- Approved fastener (by Trex®) for Trex composite decking
- Also available in bulk for hand-drive installation; see pp. 90–91 for details
- 6-lobe drive recess for secure driving
- When countersinking for DCU Plug solutions, use the QRTX20 DCU Plug driver bit (see p. 93 of this catalog). Otherwise, use BITTX20-PL driver bit for Quik Drive® systems (see p. 209 for more information).

See pp. 24–25 for Color Reference Chart for Decking Manufacturers

Quik Guard Coating




Size	Length (in.)	Color	1,000-Count Model No.	PRO300SG2
#10	2 3/4	Brown 01	DCU234SBR01	✓
#10	2 3/4	Brown 05	DCU234SBR05	✓
#10	2 3/4	Gray	DCU234SGR	✓
#10	2 3/4	Gray 01	DCU234SGR01	✓
#10	2 3/4	Gray 04	DCU234SGR04	✓
#10	2 3/4	Red	DCU234SRD	✓
#10	2 3/4	Red 01	DCU234SRD01	✓
#10	2 3/4	Tan	DCU234STN	✓
#10	2 3/4	Tan 01	DCU234STN01	✓
#10	2 3/4	Tan 02	DCU234STN02	✓
#10	2 3/4	Tan 03	DCU234STN03	✓



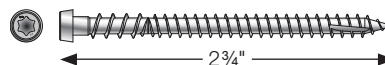
1. Replacement driver bit: BITTX20-PL.

Collated Composite Decking Screws

**Deck-Drive™**

DCU COMPOSITE Screw (cont.)

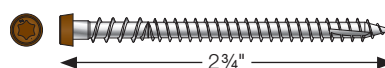
Type 305 or Type 316 Stainless Steel



Size	Length (in.)	Material	1,000-Count Model No.	PRO300SG2
#10	2 3/4	Type 305 stainless steel	DCU234S305	✓
#10	2 3/4	Type 316 stainless steel	DCU234S316	✓

1. Choose Type 316 stainless steel for seaside applications and superior corrosion resistance.
2. Replacement driver bit: BITTX20-PL. When countersinking for DCU Plug solutions, use the QRTX20PL DCU Plug driver bit (see p. 93 of this catalog).

Type 316 Stainless Steel, Painted Head

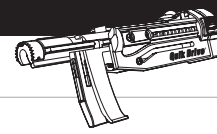


Size	Length (in.)	Color	1,000-Count Model No.	PRO300SG2
#10	2 3/4	Brown 01	DCU234S316BR01	✓
#10	2 3/4	Brown 05	DCU234S316BR05	✓
#10	2 3/4	Gray	DCU234S316GR	✓
#10	2 3/4	Gray 01	DCU234S316GR01	✓
#10	2 3/4	Gray 04	DCU234S316GR04	✓
#10	2 3/4	Red	DCU234S316RD	✓
#10	2 3/4	Red 01	DCU234S316RD01	✓
#10	2 3/4	Tan	DCU234S316TN	✓
#10	2 3/4	Tan 01	DCU234S316TN01	✓
#10	2 3/4	Tan 02	DCU234S316TN02	✓
#10	2 3/4	Tan 03	DCU234S316TN03	✓



1. Choose Type 316 stainless steel for seaside applications and superior corrosion resistance.
2. Replacement driver bit: BITTX20-PL. When countersinking for DCU Plug solutions, use the QRTX20PL DCU Plug driver bit (see p. 93 of this catalog).

Collated Composite Decking Screws


Deck-Drive™

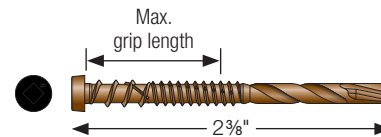
DCSD COMPOSITE-TO-STEEL Screw

Composite Decking to Steel Deck Framing
Features:

- Drives easily through double 14 ga. steel box beam without predrilling
- Provides a clean, finished deck surface with no mushrooming
- The Quik Drive® system holds the screw securely as it drills through the metal joist for a more consistent installation
- #2 square drive (replacement bit BIT2SU; see p. 209 for more information)
- Approved fastener (by New Castle Building Group®) for New Castle Steel™
- Quik Guard® coating for medium-level corrosion resistance; not recommended for use in marine environments

See pp. 24–25 for Color Reference Chart for Decking Manufacturers

US Patent 9,322,422




Quik Guard Coating

Size	Length (in.)	Max. Grip Length (in.)	Color	1,000-Count Quik Drive Part No.	PRO300SG2
#10	2 3/8	0.97	Brown 01	DCSD238SBR01	✓
#10	2 3/8	0.97	Red 01	DCSD238SRD01	✓
#10	2 3/8	0.97	Gray 01	DCSD238SGR01	✓
#10	2 3/8	0.97	Gray 04	DCSD238SGR04	✓
#10	2 3/8	0.97	Tan 01	DCSD238STN01	✓
#10	2 3/8	0.97	Tan 02	DCSD238STN02	✓



1. Grip length includes side member, steel thickness, air gap (if any) and allowance for three threads protruding through the steel.
2. Approved for use with composite decking. This fastener has not been tested with PVC decking materials.



Collated Interior Screws

Strong-Drive® WSV SUBFLOOR Screw

Subfloor and Sheathing Projects

Now available in 1¾", 2", 2½" and 3" lengths. 2" WSV Subfloor screws are recommended for Advantech® flooring and sheathing products.

Simpson Strong-Tie has re-engineered its popular subfloor screw to reduce driving force and increase installation speed. The premium quality Strong-Drive WSV Subfloor screw has been developed for fastening subfloor sheathing using the Quik Drive® auto-feed screw driving system.

The Strong-Drive WSV Subfloor screw is the only fastener to be dual-evaluated under ICC-ES AC233 and AC120 for wood-frame subfloor fastening.

Fastening with WSV Subfloor screws provides excellent holding power, and combining the WSV Subfloor screw with adhesives can provide the ultimate subfloor solution.

This testing indicates that the WSV Subfloor screws have lateral, shear and withdrawal values that exceed those of 10d common nails, and diaphragms built with WSV Subfloor screws meet or exceed the strength and stiffness of wood frame diaphragms built with 10d nails.

Features:

- Redesigned tip and thread pattern provides easy starts and up to 25% less torque while driving¹ — makes for up to 20% faster driving²
- Less installation torque also means less wear on tools and more screws driven per battery charge
- Deep 6-lobe recessed ribbed head provides clean countersinking and more secure bit retention for fewer cam-outs
- The holding power of WSV screws reduces the gaps between the joist and subfloor that cause floor squeaks
- WSV screws can be easily backed out allowing for future access to floor cavities
- 6-lobe T25 drive bit (replacement bit BITTX25; see p. 209 for more information)

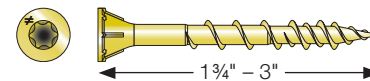
1. Test data shows the Strong-Drive WSV Subfloor screw requires up to 25% less driving torque in single-material LVL.

2. Test data indicates this redesigned WSV thread pattern will result in 20% faster screw installations.

Codes/Standards: WSV — ICC-ES ESR 1472 (including City of LA Supplement)

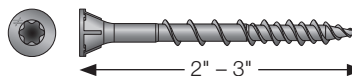
For Technical Data and Loads, see C-F-2023TECHSUP
Fastening Systems Technical Guide, pp. 122–124, 136–137

Yellow Zinc Coating




Size	Length (in.)	Retail Pack		Contractor Pack		PR0200S	PR0250G2	PR0300S
		Fasteners per Pack	Model No.	Fasteners per Pack	Model No.			
#9	1¾	1,000	HCKWSV134S	2,000	WSV134S	✓	✓	
#9	2	1,000	HCKWSV2S	2,000	WSV2S	✓	✓	✓
#9	2½	750	HCKWSV212S	1,500	WSV212S		✓	✓
#9	3	500	HCKWSV3S	1,000	WSV3S			✓

Quik Guard Coating



Size	Length (in.)	Contractor Pack	Model No.	PR0200S	PR0250G2	PR0300S
#9	2	2,000	WSVF2S	✓	✓	✓
#9	2½	1,500	WSVF212S		✓	✓
#9	3	1,000	WSVF3S			✓

Collated Interior Screws



SIMPSON

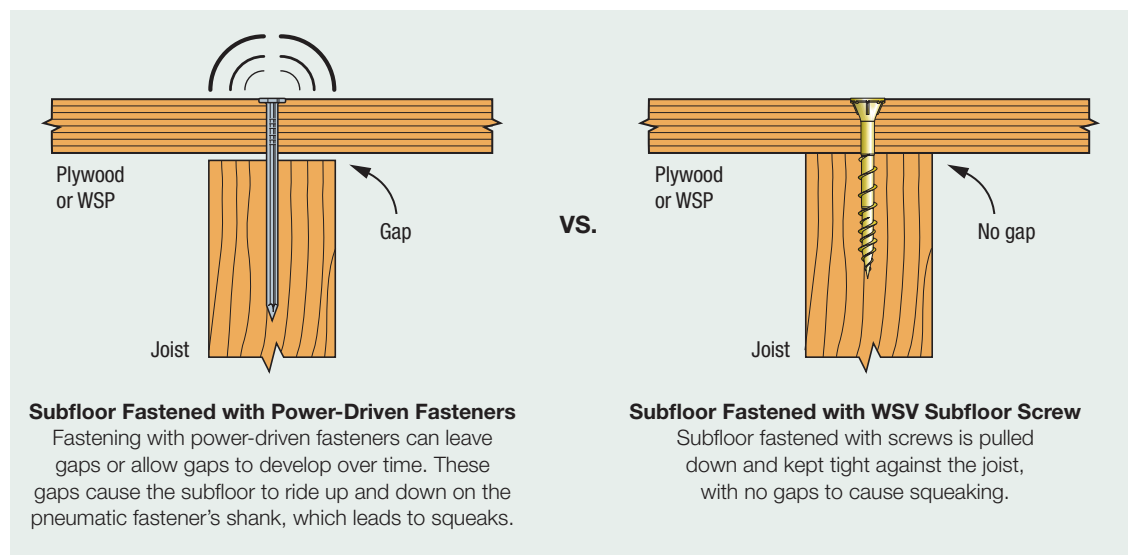
Strong-Tie®

Strong-Drive® WSVF Subfloor Screw Variant

The Strong-Drive WSVF Subfloor screw is an available variant with a gray Quik Guard® coating that is recognized for corrosion resistance in IAPMO UES ER-192 for Exposures 1 and 3 as described in ICC-ES AC257. Like the WSV Subfloor screw, the WSVF Subfloor screws are designed for dry service applications. The coating system on the WSVF screws will provide corrosion resistance for use with wood and wood-based materials in dry service where the wood and wood-based materials have treatment retentions typical of AWPA Use Categories 1 to 4A and fire-retardant-treated wood and wood-based materials that are recognized in an evaluation report where corrosion effects of the fire-retardant chemical are referenced to code prescribed protection systems for carbon steel fasteners.


“Hear” the Difference over Time


Squeaking of newly installed floors can result in expensive (travel, labor, materials) callbacks and possibly a damaged reputation. Fastening subflooring with WSV Subfloor screws rather than power-driven fasteners provides the power necessary to pull together joists and plywood (or WSP sheathing), eliminating any gaps, holding the materials firm and therefore reducing squeaks.



“See” the Difference on the Jobsite

The WSV Subfloor screw gives visual confirmation of a secure joist connection by countersinking, while “shot-in” power-driven fasteners look the same whether or not they hit the joist. Missed fasteners could result in floor flexing that can cause squeaking in other parts of the structure and reduced diaphragm load capacity.





Collated Interior Screws


WSHL Subfloor Screw

Common Applications:

- Subfloor to wood

Features:

- Ribbed flat head with nibs for easy countersinking
- #2 square drive (driver bit in each box; replacement bit model BIT2S; see p. 209 for more information)
- High-low threads
- Sharp point
- Curved collation
- 1:1 replacement for 8d common nails when used with floor sheathing $1\frac{1}{32}$ " – $2\frac{3}{32}$ " thick



Gray Phosphate Coating

Size	Length (in.)	Carton Quantity	Model No.	PRO 200SG2	PRO 250G2
#7	1 3/4	2,000	WSHL134S7	✓	✓

DWC Drywall Screw

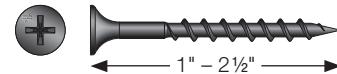
Common Applications:

- Drywall to wood

Features:

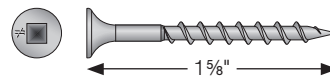
- Bugle head
- #2 Phillips (driver bit in each box; replacement bit model BIT2P; see p. 209 for more information)
- Coarse threads
- Sharp point
- Curved collation

Codes/Standards: ASTM C1002 Type W



Gray Phosphate Coating


Size	Length (in.)	Contractor Pack		PRO200G2	PRO250DWG2
		Fasteners per Pack	Model No.		
#6	1	2,500	DWC1PS	✓	
#6	1 1/4	2,500	DWC114PS	✓	
#6	1 5/8	2,500	DWC158PS	✓	
#6	2	2,000	DWC2PS	✓	✓
#6	2 1/2	1,500	DWC212PS		✓



Mechanically Galvanized — N2000®

Size	Length (in.)	Contractor Pack		PRO200G2
		Fasteners per Pack	Model No.	
#6	1 5/8	2,500	DWCG158S	✓

Collated Interior Screws



DWHL Drywall Screw

Common Applications:

- Drywall to wood

Features:

- Bugle head
- #2 Phillips drive (driver bit in each box; replacement bit model BIT2P; see p. 209 for more information)
- High-low threads
- Sharp point
- Curved collation

Codes/Standards: ASTM C1002 Type W



Gray Phosphate Coating

Size	Length (in.)	Carton Quantity	Model No.	PRO 250DWG2	PRO 200G2
#6	1 7/8	2,000	DWHL178PS	✓	✓

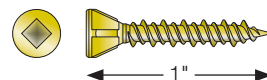
MTH Wood Underlayment Screw

Common Applications:

- Wood underlayment to wood

Features:

- Trim head with nibs for easy countersinking
- #2 square drive (driver bit in each box; replacement bit model BIT2S; see p. 209 for more information)
- High-low threads
- Sharp point
- Curved collation



Yellow Zinc Coating


Size	Length (in.)	Coating	Contractor Pack		PRO200SG2
			Fasteners per Pack	Model No.	
#7	1	Yellow zinc	2,500	MTHZ1S	✓



Gray Phosphate Coating

Size	Length (in.)	Coating	Retail Pack		Contractor Pack		PRO200SG2
			Fasteners per Pack	Model No.	Fasteners per Pack	Model No.	
#7	1 1/4	Gray phosphate	1,000	HCKMTH114S	2,500	MTH114S	✓

Collated Interior Screws



PC Screw

Formerly PC Standing-Seam Roofing Panel Clip Screw

Common Applications:

- Standing-seam roofing panel clips to wood, window panel to wood

Features:

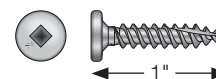
- Pancake head
- #2 square drive (driver bit in each box; replacement bit model BIT2SU; see p. 209 for more information)
- Type-17 point for fast starts
- Straight collation
- Type 410 stainless steel is coated for additional corrosion protection

Codes/Standards: ASTM C1513 compliant

For Technical Data and Loads, see C-F-2023TECHSUP *Fastening Systems Technical Guide*, p. 226

Warning: Industry studies show that hardened fasteners can experience performance problems in wet or corrosive environments. Accordingly, use this product in dry, interior and noncorrosive environments only.

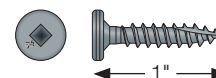
Type 410 Stainless Steel*



Size	Length (in.)	#2 Drive Type	Threads per Inch	Carton Quantity	Model No.	PROPP150G2
#10	1	Standard	12	1,500	SSPC1BS1012	✓

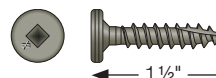
* These products are subject to quantities on hand or may require special ordering and are subject to minimum order quantities and longer lead times. Call Simpson Strong-Tie for details (800) 999-5099.

Clear Zinc Coating



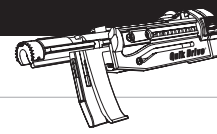
Size	Length (in.)	#2 Drive Type	Threads per Inch	Carton Quantity	Model No.	PROPP150G2
#10	1	Standard	12	1,500	PC1BS1012	✓

Quik Guard® Coating



Size	Length (in.)	Threads per Inch	Carton Quantity	Model No.	PROPP150G2
#10	1 1/2	12	1,500	PCQ112BS1012	✓

Collated Interior Screws



WSC Wood Screw

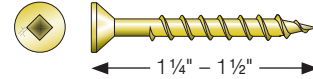
Common Applications:

- Wood to wood

Features:

- Flat head
- #2 square drive (driver bit in each box; replacement bit model BIT2S; see p. 209 for more information)
- Coarse threads
- Available with Type-17 and sharp points
- Curved collation

Yellow Zinc Coating



Size	Length (in.)	Point Type	Carton Quantity	Model No.	PRO200SG2
#8	1 1/4	Type-17	2,500	WSC114S-17	✓
#8	1 1/2*	Sharp	2,000	WSC112S	✓

* This size does not have nibs under the head.

WSCLT Wood Screw

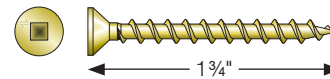
Common Applications:

- Wood to wood

Features:


- Flat head
- #2 square drive (driver bit in each box; replacement bit model BIT2S; see p. 209 for more information)
- Coarse threads
- Sharp point
- Yellow zinc coating
- Curved collation
- Fully threaded

Yellow Zinc Coating



Size	Length (in.)	Carton Quantity	Model No.	PRO 200SG2	PRO 250G2
#8	1 3/4	2,000	WSCLT134S	✓	✓

Collated Metal Screws



Strong-Drive®

TB WOOD-TO-STEEL Screw

Common Applications:

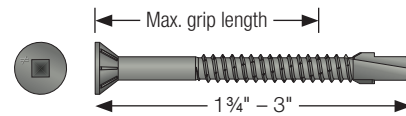
- Wood to steel (maximum recommended metal thicknesses: 1/4")

Features:

- Flat head with nibs for easy countersinking
- #3 square drive (driver bit in each box; replacement bit model BIT3S; use BIT3SU for Mechanically Galvanized — N2000®; see p. 209 for more information)
- #4 drill point with wings for general duty applications
- Straight collation
- This screw is also available in bulk for hand-drive installation; see p. 115 for details
- For information regarding driver motor rpm recommendations, please see pp. 204–206 of this catalog
- For drill point and metal thickness information, please refer to pp. 26–27 of this catalog

For Technical Data and Loads, see C-F-2023TECHSUP *Fastening Systems Technical Guide*, p. 212

Warning: Industry studies show that hardened fasteners can experience performance problems in wet or corrosive environments. Accordingly, use this product in dry, interior and noncorrosive environments only.



Mechanically Galvanized — N2000

Size	Length in. (mm)	Max. Grip Length (in.)*	Threads per Inch	Carton Quantity	Model No.	PROHSD60/ PROHSD60M	PROHSD75/ PROHSD75M
#12	1 3/4 (45)	1.055	14	1,000	TBG1245S	✓	
#12	2 3/8 (60)	1.645	14	1,000	TBG1260S	✓	
#14	1 3/4 (45)	1.055	14	1,000	TBG1445S	✓	
#14	2 3/8 (60)	1.645	14	750	TBG1460S	✓	
#14	3 (75)	2.236	14	750	TBG1475S		✓

1. Grip length includes side member, steel thickness, air gaps (if any) and allowance for three threads protruding through the steel.

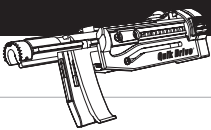


Black Phosphate Coating

Size	Length in. (mm)	Max. Grip Length (in.)*	Threads per Inch	Carton Quantity	Model No.	PROHSD60/ PROHSD60M	PROHSD75/ PROHSD75M
#12	1 3/4 (45)	1.055	14	1,000	TBP1245S	✓	
#12	2 3/8 (60)	1.645	14	1,000	TBP1260S	✓	
#14	2 3/8 (60)	1.645	14	750	TBP1460S	✓	
#14	3 (75)	2.236	14	750	TBP1475S		✓

1. Grip length includes side member, steel thickness, air gaps (if any) and allowance for three threads protruding through the steel.

Collated Metal Screws



Strong-Drive®
TF WOOD-TO-STEEL Screw

Common Applications:

- Wood to steel (maximum recommended metal thicknesses: 15/32")

Features:

- Flat head with nibs for easy countersinking
- 6-lobe recess for secure driving (driver bit in each box; replacement bit model BITTX30; see p. 209 for more information)
- #5 drill point for heavy-duty steel applications
- Self-tapping threads to securely fasten into steel member
- Straight collation
- This screw is also available in bulk for hand-drive installation; see p. 116 for details
- For drill point and metal thickness information, please refer to pp. 26–27 of this catalog

For Technical Data and Loads, see C-F-2023TECHSUP Fastening Systems Technical Guide, p. 213


Warning: Industry studies show that hardened fasteners can experience performance problems in wet or corrosive environments. Accordingly, use this product in dry, interior and noncorrosive environments only.



Black Phosphate Coating

Size	Length in. (mm)	Max. Grip Length (in.)	Head Diameter (in.)	Threads per Inch	Carton Quantity	Model No.	PROHSD75/ PROHSD75M
#14	3 (75)	1.939	0.46	14	750	TFP1475S	✓

1. Replacement driver bit: BITTX30.
2. Grip length includes side member, steel thickness, air gaps (if any) and allowance for three threads protruding through the steel.



Collated Metal Screws

Strong-Drive® PHSD FRAMING-TO-CFS Screw

Common Applications:

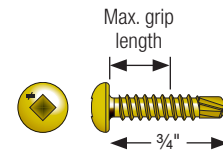
- Cold-formed steel framing and sheet steel sheathing to cold-formed steel

Features:

- Pan head
- #2 square drive (driver bit in each box; replacement bit model BIT2S; see p. 209 for more information)
- #2 drill point
- Yellow zinc coating
- Straight collation

Codes/Standards: ASTM C1513 compliant, City of LA RR25670

For Technical Data and Loads, see C-F-2023TECHSUP *Fastening Systems Technical Guide*, pp. 222–223, 227



Yellow Zinc Coating

Size	Length (in.)	Max. Grip Length (in.)	Threads per Inch	Point Size	Carton Quantity	Model No.	PROPHG2
#8	¾	0.585	18	2	2,500	PHSD34S0818	✓

Strong-Drive® FPHSD FRAMING-TO-CFS Screw

Common Applications:

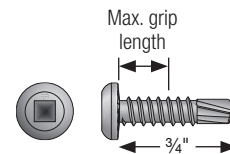
- Cold-formed steel framing and sheet steel sheathing to cold-formed steel

Features:

- Flat pan head
- #3 square drive (driver bit in each box; replacement bit model BIT3S; see p. 209 for more information)
- #3 drill point
- Clear zinc coating
- Straight collation
- This screw is also available in bulk for hand-drive installation; see p. 117 for details

Codes/Standards: ASTM C1513 compliant, ICC-ES ESR 3006 (includes City of LA supplemental)

For Technical Data and Loads, see C-F-2023TECHSUP *Fastening Systems Technical Guide*, pp. 222–223, 227




Clear Zinc Coating

Size	Length (in.)	Max. Grip Length (in.)	Threads per Inch	Point Size	Carton Quantity	Model No.	PROPP150G2	PROPHG2
#10	¾	0.257	16	3	2,500	FPHSD34S1016	✓	✓
#12	¾	0.233	14	3	2,500	FPHSD34S1214	✓	✓

1. Grip length includes side member, steel thickness, air gaps (if any) and allowance for three threads protruding through the steel.

Collated Metal Screws



SSPCSD Sheathing-to-Metal Screw

Common Applications:

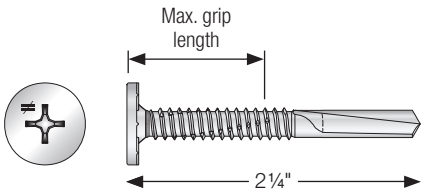
- Designed with a drill point and self-tapping threads to fasten sheathing to aluminum and light gauge steel, the SSPCSD sheathing-to-metal screw provides a large-diameter, low-profile pancake head. Its Type 410 stainless steel provides additional corrosion resistance. This fastener is belt collated for Quik Drive® auto-feed screw driving systems.

Features:

- Low-profile, pancake head provides strong bearing surface and pull-through resistance
- Underhead nibs for easy countersinking
- #5 self-drilling point and fine threads for drilling through sheathing and into metal
- #3 Phillips drive (replacement bit BIT3P; see p. 209 for more information)
- Type 410 stainless steel is coated for additional corrosion protection
- Type 410 stainless steel can be hardened through heat treatment, giving it the ability to drill through metal; it does not offer the same level of corrosion resistance of either Type 316 or Type 305 stainless steel

Codes/Standards: N/A


Warning: Hardened stainless-steel fasteners should not be used with steel framing in environments with high humidity, condensation or other moisture that will be present at the dissimilar-metal interface.



Type 410 Stainless Steel

Size	Length (in.)	Max. Grip Length (in.)	Head Diameter (in.)	Minor Diameter (in.)	O.D. (in.)	Thread Length (in.)	Threads per Inch	Point Size	Package Quantity	Model No.	BGP300G2
#14	2 1/4	0.973	0.615	0.186	0.240	1.094	14	5	500	SSPCSD214T1414	✓

Collated Metal Screws



Strong-Drive®

PPHD SHEATHING-TO-CFS Screw

Common Applications:

- Subfloor/sheathing to cold-formed steel

Features:

- Flat head
- T25 6-lobe drive (driver bit in each box; use replacement bit model BITTX25-RC3; see p. 209 for more information)
- Fine threads
- Long drill point
- Quik Guard® and yellow zinc coating
- Curved collation
- PPHD screws may be used as prescribed by the codes for shearwalls and diaphragms as described in AISI S240, AISI S400 and AISI S240
- This screw is also available in bulk for hand-drive installation; see p. 118 for details

Installation Guidelines: #8 — maximum thickness two layers of 16 ga. (0.125" total);

#10 and #12 — maximum thickness two layers of 12 ga. (0.218" total)

Recommended maximum wood panel sheathing thickness are as follows:

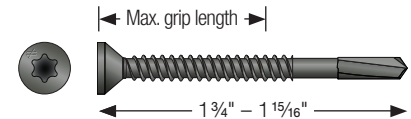
#8 x 1 15/16" — 7/8"; #10 x 1 3/4" — 19/32"; #10 x 3" — 7/8"; #12 — 19/32"

Codes/Standards: ASTM C1513 compliant, ICC-ES ESR 4208 (includes City of LA supplemental)

For Technical Data and Loads, see C-F-2023TECHSUP *Fastening Systems*

Technical Guide, pp. 214, 218–219

Warning: Industry studies show that hardened fasteners can experience performance problems in wet or corrosive environments. Accordingly, use this product in dry, interior and noncorrosive environments only.

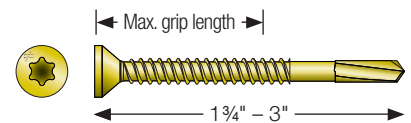


Quik Guard Coating

Size	Length (in.)	Max. Grip Length (in.)	Head Diameter (in.)	Thread Length (in.)	Threads per Inch	Point Size	Carton Quantity	Model No.	PRO 200SG2	PRO 250G2	PRO 300SG2	PROHSD60/ PROHSD60M
#8	1 15/16	1.034	0.323	1.220	17	5	2,000	PPHDQ11516S0817	✓	✓	✓	
#10	1 3/4	0.793	0.333	0.997	16	5	2,000	PPHDQ134S1016	✓	✓	✓	
#12	1 3/4	0.766	0.460	0.989	14	5	1,000	PPHDQ134S1214 ¹				✓

1. Has underhead nibs.

2. Grip length includes side member, steel thickness, air gaps (if any) and allowance for three threads protruding through the steel.



Yellow Zinc Coating

Size	Length (in.)	Max. Grip Length (in.)	Head Diameter (in.)	Thread Length (in.)	Threads per Inch	Point Size	Carton Quantity	Model No.	PRO 200SG2	PRO 250G2	PRO 300SG2
#8	1 15/16	1.034	0.323	1.220	17	5	2,000	PPHD11516S0817	✓	✓	✓
#10	1 3/4	0.793	0.333	0.997	16	5	2,000	PPHD134S1016	✓	✓	✓
#10	3	1.273	0.333	1.477	16	5	1,000	PPHD3S1016			✓

1. Grip length includes side member, steel thickness, air gaps (if any) and allowance for three threads protruding through the steel.

Collated Metal Screws



Strong-Drive® XL LARGE-HEAD METAL Screw

Steel decking or other cold-formed steel framing; connectors to structural steel

Strong-Drive XL Large-Head Metal screws are load tested and code listed, allowing you to get the maximum load values for installation. These screws are the perfect choice when high shear or uplift resistance is required and can be excellent 1-for-1 replacements for pins.

Features:

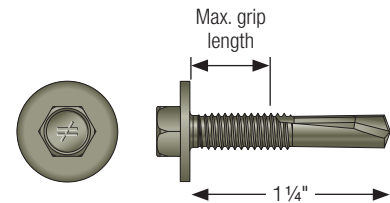
- 5/16" hex drive (bit part number: BITHEXLB516; see p. 209 for more information)
- 5/8"-diameter hex washer head
- #5 drill point
- Also available in bulk for hand-drive installation; see p. 111 for details
- Quik Guard® coating

Codes/Standards: IAPMO UES ER-326 (including City of LA Supplement), FM Approval 3050714, State of Florida FL16937, SDI DDM03 Appendix IX, SDI DDM04

For Technical Data and Loads, see C-F-2023TECHSUP *Fastening Systems Technical Guide*, pp. 234–235

US Patent 9,518,599

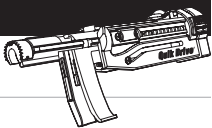
Warning: Industry studies show that hardened fasteners can experience performance problems in wet or corrosive environments. Accordingly, use this product in dry, interior and noncorrosive environments only.



Quik Guard Coating

Size	Length (in.)	Max. Grip Length (in.)	Hex Head Size (in.)	Washer Diameter (in.)	Threads per Inch	Point Size	Suitable Material Thickness (in.)	Carton Qty.	Model No.	BSD200G2
#12	1 1/4	0.466	5/16	0.625	24	#5	0.125–0.500	1,000	XLQ114T1224	✓

1. Grip length includes side member, steel thickness, air gaps (if any) and allowance for three threads protruding through the steel.



Collated Metal Screws

Strong-Drive®
XM MEDIUM-HEAD METAL Screw

*Steel decking to structural members involving wide or narrow valley;
nestable or interlocking steel decking*

Strong-Drive metal screws are load tested and code listed, allowing you to get the maximum load values for installation. Comparison testing shows Strong-Drive XM Medium-Head Metal screws are stronger than many alternative fastener types in 33 ksi and 50 ksi steel decking.

Features:

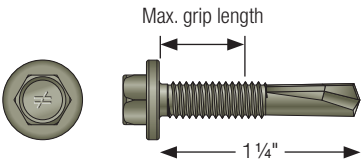
- 5/16" hex drive (bit part number: BITHEXLB516; see p. 209 for more information)
- Available in Quik Guard® coating
- 1/2"-diameter hex washer head is ideal for narrow-channel steel decking
- Also available in bulk for hand-drive installation; see p. 112 for details
- Available only in 1 1/4" length with #5 drill point

Codes/Standards: IAPMO UES ER-326 (including City of LA Supplement), FM Approval 3050714, State of Florida FL16937, SDI DDM04

For Technical Data and Loads, see C-F-2023TECHSUP *Fastening Systems Technical Guide*, pp. 234–235

US Patent 9,518,599

Warning: Industry studies show that hardened fasteners can experience performance problems in wet or corrosive environments. Accordingly, use this product in dry, interior and noncorrosive environments only.




Quik Guard Coating

Size	Length (in.)	Max. Grip Length (in.)	Hex Head Size (in.)	Washer Diameter (in.)	Threads per Inch	Point Size	Suitable Material Thickness (in.)	Carton Qty.	Model No.	PRO SDX150G2
#12	1 1/4	0.530	5/16	0.483	24	#5	0.125–0.500	1,500	XMQ114S1224	✓

1. Grip length includes side member, steel thickness, air gaps (if any) and allowance for three threads protruding through the steel.

Collated Metal Screws



Strong-Drive® Self-Drilling X Metal Screw

Common Applications:

- Steel stitching ("side-lap" stitching); cold-formed steel framing

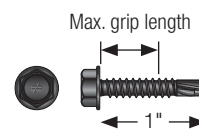
Features:

- 5/16" hex drive (bit part number: BITHEXLB516; see p. 209 for more information)
- Drill point
- Hex washer head
- Straight collation
- This screw is also available in bulk for hand-drive installation; see p. 113 for details

Codes/Standards: ICC-ES ESR-3006 (including City of LA Supplement), ASTM C1513 compliant, FM Approval #3045651, SDI DDM03, Appendix VII, IAPMO-UES ER-326 (including City of LA Supplement), SDI DDM04, State of Florida FL16937 and FL35320

For Technical Data and Loads, see C-F-2023TECHSUP *Fastening Systems Technical Guide*, pp. 229–230

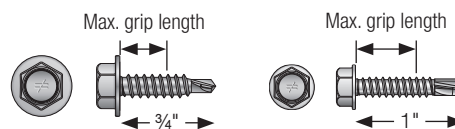
Warning: Industry studies show that hardened fasteners can experience performance problems in wet or corrosive environments. Accordingly, use this product in dry, interior and noncorrosive environments only.



Quik Guard® Coating

Size	Length (in.)	Max. Grip Length (in.)	Threads per Inch	Point Size	Carton Quantity	Model No.	PROHX516G2	PROSDX150G2	PROPP150G2
#10	1	0.469	16	3	1,500	XQ1S1016	✓	✓	✓
#12	1	0.402	14	3	1,500	XQ1S1214	✓	✓	✓

1. Grip length includes side member, steel thickness, air gaps (if any) and allowance for three threads protruding through the steel.




Clear Zinc Coating

Size	Length (in.)	Max. Grip Length (in.)	Threads per Inch	Point Size	Carton Quantity	Model No.	PROHX516G2	PROSDX150G2	PROPP150G2
#10	3/4	0.333	16	1	1,500	XU34S1016		✓	✓
#10	1	0.469	16	3	1,500	X1S1016	✓	✓	✓
#12	1	0.402	14	3	1,500	X1S1214	✓	✓	✓

1. Grip length includes side member, steel thickness, air gaps (if any) and allowance for three threads protruding through the steel.

Collated Metal Screws



CBSDQ Sheathing-to-CFS Screw

Common Applications:

- Sheathing to cold-formed steel (recommended thicknesses: 16 and 18 ga.)

Features:

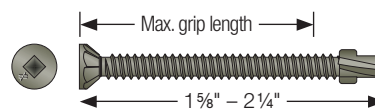
- Ribbed flat head with nibs for easy countersinking
- #2 undersized square drive (driver bit in each box; replacement bit model BIT2SU; see p. 209 for more information)
- #2 drill point with wings
- Quik Guard® coating
- Curved collation
- CBSDQ screws may be used as prescribed by the codes for shearwalls and diaphragms as described in AISI S240, S400 and S213.

Codes/Standards: ICC-ES ESR-4208 (including City of LA Supplement), ASTM C1513 compliant, #8 screws meet minimum head-diameter requirement per AISI S240, Lateral Design Standard

For Technical Data and Loads, see C-F-2023TECHSUP *Fastening Systems Technical Guide*, pp. 215, 218–219

Warning: Industry studies show that hardened fasteners can experience performance problems in wet or corrosive environments. Accordingly, use this product in dry, interior and noncorrosive environments only.

Quik Guard Coating



Size	Length (in.)	Max. Grip Length (in.)	Threads per Inch	Min. Head Diameter (in.)	Point Size	Carton Quantity	Model No.	PRO 200SG2	PRO 250G2	PRO 300SG2
#8	1 5/8	1.11	18	0.322	2	1,500	CBSDQ158S	✓	✓	
#10	2 1/4	1.70	16	0.322	2	1,000	CBSDQ214S		✓	✓

1. Grip length includes side member, steel thickness, air gaps (if any) and allowance for three threads protruding through the steel.

DWF Drywall-to-CFS Screw

Common Applications:

- Drywall to cold-formed steel (recommended thicknesses: 33, 27 and 18 mil / 20, 22 and 25 ga.)

Features:

- Bugle head
- #2 Phillips (driver bit in each box; replacement bit model BIT2P; see p. 209 for more information)
- Fine threads
- Sharp point
- Gray phosphate coating
- Curved collation

Codes/Standards: ASTM C1002-04 Type S compliant

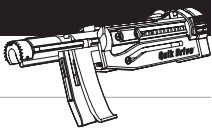
For Technical Data and Loads, see C-F-2023TECHSUP *Fastening Systems Technical Guide*, p. 221

Gray Phosphate Coating



Size	Length (in.)	Carton Quantity	Model No.	PRO200G2
#6	1 1/4	2,500	DWF114PS	✓
#6	1 5/8	2,500	DWF158PS	✓
#6	1	2,500	DWF1PS	✓

Collated Metal Screws



DWFSD Drywall-to-CFS Screw

Common Applications:

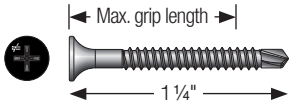
- Drywall to cold-formed steel (recommended max. steel thicknesses: 43 mil / 18 ga.)

Features:

- Bugle head
- #2 Phillips (driver bit in each box; replacement bit model BIT2P; see p. 209 for more information)
- Fine threads
- #2 drill point
- Curved collation

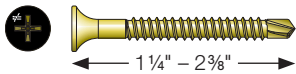
Codes/Standards: ASTM C954 compliant

For Technical Data and Loads, see C-F-2023TECHSUP Fastening Systems Technical Guide, p. 221



Quik Guard®

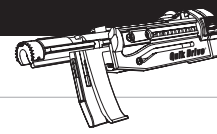
Size	Length (in.)	Max. Grip Length (in.)	Threads per Inch	Box Quantity	Model No.	PRO 200SG2	PRO 200G2
#6	1 1/4	1.102	20	2,500	DWFSDQ114PS	✓	✓



Yellow Zinc Coating

Size	Length (in.)	Threads per Inch	Box Quantity	Model No.	PRO 200SG2	PRO 250DWG2	PRO 200G2
#6	1 1/4	20	2,500	DWFSD114PS	✓		✓
#6	1 5/8	20	2,500	DWFSD158PS	✓		✓
#6	1 7/8	20	2,000	DWFSD178PS	✓	✓	✓
#8	2 3/8	20	1,500	DWFSD238PS		✓	

Collated Metal Screws



FHSD Wood-to-CFS Screw

Common Applications:

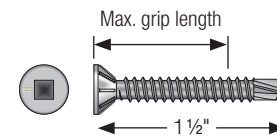
- Wood or wood structural panel sheathing to cold-formed steel to cold-formed steel (recommended max. steel thicknesses: 3/16")

Features:

- Flat head
- Yellow zinc fasteners have curved collation; Type 410 have straight collation
- Type 410 stainless-steel screw has ribs under the head for easy countersinking
- Type 410 stainless steel is coated for additional corrosion protection
- #3 square drive for #10 (replacement bit BIT3S; see p. 209 for more information)
- #2 square drive for #8 (replacement bit BIT2S; see p. 209 for more information)

Codes/Standards: ASTM C1513 compliant; meets minimum head diameter requirements per AISI S240, Lateral Design Standard

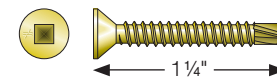
For Technical Data and Loads, see C-F-2023TECHSUP *Fastening Systems Technical Guide*, pp. 218–220



Type 410 Stainless Steel*

Size	Length (in.)	Max. Grip Length (in.)	Threads per Inch	Min. Head Diameter (in.)	Point Size	Carton Quantity	Model No.	PRO PP150G2
#10	1 1/2	1.313	16	0.382	3	1,000	SSFHSD112S1016	✓

* These products are subject to quantities on hand or may require special ordering and are subject to minimum order quantities and longer lead times. Call Simpson Strong-Tie for details (800) 999-5099.



Yellow Zinc Coating

Size	Length (in.)	Threads per Inch	Min. Head Diameter (in.)	Point Size	Carton Quantity	Model No.	PRO 200SG2	PRO 200G2
#8	1 1/4	18	0.310	2	2,500	FHSD114S0818	✓	✓

Collated Metal Screws



WSFLRV Wood-to-CFS/Aluminum Screw

Common Applications:

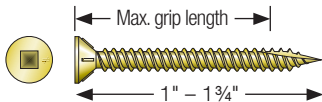
- Wood or wood structural panel sheathing to cold-formed steel (recommended max. steel thicknesses: 33 mils (20 ga.))
- Wood to aluminum (recommended max. aluminum thicknesses: 3/16")

Features:

- Flat head with nibs for easy countersinking
- #3 square drive (driver bit in each box; replacement bit model BIT3S; see p. 209 for more information)
- Fine threads
- Type-17 point for fast starts
- Yellow zinc coating
- Curved collation

Codes/Standards: ASTM C1513 compliant; AISI S240 minimum for wood structural panel sheathing fastening with framing thickness not greater than 54 mils

For Technical Data and Loads, see C-F-2023TECHSUP *Fastening Systems Technical Guide*, pp. 218–219



Yellow Zinc Coating

Size	Length (in.)	Max. Grip Length (in.)	Min. Head Diameter (in.)	Carton Quantity	Model No.	PRO 200SG2	PRO 250G2
#8	1	0.559	0.327	2,500	WSF1LRVS	✓	
#8	1 3/4	1.311	0.327	2,000	WSF134LRVS	✓	✓



Strong-Drive® SDWC Truss Screw

Quik Stik™ Rafter and Truss Fastening System

**Innovative products
for safety and strength.**



Alphabetical Index



Alphabetical Index

0-9

8DHDGPT500.....	148
8DHDGPT2500.....	148
10D5HDG-R.....	132
10DHDG-R.....	132
16D5HDG-R.....	132
16DHDG-R.....	132
175-EB TT.....	89
175-EBTYP.....	89

A

A12A187DNB.....	150
AZK20ACA.....	93
AZK20BRS.....	93
AZK20CL.....	93
AZK20CYP.....	93
AZK20DH.....	93
AZK20EW.....	93
AZK20KNA.....	93
AZK20MHY.....	93
AZK20SG.....	93
AZK50SM.....	93
AZK50WG.....	93
AZK100ACA.....	93
AZK100BRS.....	93
AZK100CL.....	93
AZK100CYP.....	93
AZK100DH.....	93
AZK100EW.....	93
AZK100KNA.....	93
AZK100MHY.....	93
AZK100SG.....	93
AZK250SM.....	93
AZK250WG.....	93

B

BIT1S-2-R2.....	129
BIT2P.....	209
BIT2P-RC3.....	208
BIT2P-RC10.....	208
BIT2S.....	209
BIT2S-2-R2.....	129
BIT2S-RC3.....	208
BIT2S-RC10.....	208
BIT2SU.....	209
BIT2SU-RC3.....	208
BIT2SU-RC10.....	208
BIT3P.....	209
BIT3S.....	209
BIT3S-2-R2.....	129
BIT3S-RC3.....	208
BIT3S-RC10.....	208
BIT3SU.....	209
BIT3SU-2-RC3.....	129
BIT3SU-RC3.....	208
BIT3SU-RC10.....	208
BIT10T-2-R2.....	129
BIT15T-2-R2.....	129
BIT20T-2-R2.....	129
BIT20T-PL-RC1.....	93
BIT20T-PL-RC3.....	129
BIT25T-2-R2.....	129
BIT27T-2-R2.....	129
BIT30T-2-R2.....	129
BIT40T-134-R2.....	129
BIT50T-2-R1.....	129

BITHEXLB516.....	209
BITHEXLB516LG.....	208
BITHEXR12-R1.....	129
BITHEXR14-R1.....	129
BITHEXR38-R1.....	129
BITHEXR516-R1.....	129
BITKEY.....	208
BITTX20.....	208, 209
BITTX20-PL.....	209
BITTX20-PL-RC3.....	93, 208
BITTX20-PL-RC10.....	93, 208
BITTX25.....	209
BITTX25-RC3.....	208
BITTX25-RC10.....	208
BITTX30.....	209
BITTX30-RC3.....	208
BITTX30-RC10.....	208
BPHX516G2.....	208, 211
BPHXLBBGP516G2.....	208
BPHXLBPPG2.....	208, 211
BPHXLBSDG2.....	211
BPHXLBSG2.....	208
BSD200G2.....	198

C

CB3BLG114S.....	216, 223
CB3BLG158S.....	216, 223
CB3BLGHL114S.....	216, 223
CB3BLGHL158S.....	216, 223
CBHL114R200.....	108
CBHL114R800.....	108
CBHL158R150.....	108
CBHL158R600.....	108
CBHL214R100.....	108
CBSDQ158S.....	216, 244
CBSDQ214S.....	216, 244
CBT08112MB.....	83
CBT08112R100.....	83
CBT08112R300.....	83
CBT08114MB.....	83
CBT08114R100.....	83
CBT08114R300.....	83
CBT08200MB.....	83
CBT08200R100.....	83
CBT08200R300.....	83
CBT08212MB.....	83
CBT08212R60.....	83
CBT08212R200.....	83
CBT08300MB.....	83
CBT08300R50.....	83
CBT08300R200.....	83
CSVZ3R70.....	95
CSVZ3R210.....	95
CSVZ3RMB.....	95
CSVZ212MB.....	95
CSVZ212R80.....	95
CSVZ212R240.....	95

D

DCF620D2G2.....	205
DCF622M2G2.....	205
DCF624M2G2.....	204
DCSD238SBR01.....	217, 228
DCSD238SGR01.....	228
DCSD238SGR04.....	228
DCSD238SRD01.....	228
DCSD238STN01.....	228
DCSD238STN02.....	228

DCU2GRR70.....	90
DCU2GRR350.....	90
DCU234.....	216
DCU234BR01MB.....	90
DCU234BR01R70.....	90
DCU234BR01R350.....	90
DCU234BR05MB.....	90
DCU234BR05R70.....	90
DCU234BR05R350.....	90
DCU234C305.....	91
DCU234C316.....	91
DCU234C316BR01.....	91
DCU234C316BR05.....	91
DCU234C316GR.....	91
DCU234C316GR01.....	91
DCU234C316GR04.....	91
DCU234C316RD.....	91
DCU234C316RD01.....	91
DCU234C316TN.....	91
DCU234C316TN01.....	91
DCU234C316TN02.....	91
DCU234C316TN03.....	91
DCU234GR01MB.....	90
DCU234GR01R70.....	90
DCU234GR01R350.....	90
DCU234GR04MB.....	90
DCU234GR04R70.....	90
DCU234GR04R350.....	90
DCU234GRMB.....	90
DCU234GRR70.....	90
DCU234GRR350.....	90
DCU234MB305.....	91
DCU234MB305BR01.....	91
DCU234MB305BR05.....	91
DCU234MB305GR.....	91
DCU234MB305GR01.....	91
DCU234MB305GR04.....	91
DCU234MB305RD.....	91
DCU234MB305RD01.....	91
DCU234MB305TN.....	91
DCU234MB305TN01.....	91
DCU234MB305TN02.....	91
DCU234MB305TN03.....	91
DCU234MB316.....	91
DCU234MB316BR01.....	91
DCU234MB316BR05.....	91
DCU234MB316GR.....	91
DCU234MB316GR01.....	91
DCU234MB316GR04.....	91
DCU234MB316RD.....	91
DCU234MB316RD01.....	91
DCU234MB316TN.....	91
DCU234MB316TN01.....	91
DCU234MB316TN02.....	91
DCU234MB316TN03.....	91
DCU234P305.....	91
DCU234P305BR01.....	91
DCU234P305BR05.....	91
DCU234P305GR.....	91
DCU234P305GR01.....	91
DCU234P305GR04.....	91
DCU234P305RD.....	91
DCU234P305RD01.....	91
DCU234P305TN.....	91
DCU234P305TN01.....	91
DCU234P305TN02.....	91
DCU234P305TN03.....	91
DCU234P316.....	91
DCU234P316BR01.....	91
DCU234P316BR05.....	91
DCU234P316GR.....	91
DCU234P316GR01.....	91
DCU234P316GR04.....	91
DCU234P316RD.....	91
DCU234P316RD01.....	91
DCU234P316TN.....	91
DCU234P316TN01.....	91
DCU234P316TN02.....	91
DCU234P316TN03.....	91
DCU234RD01MB.....	90
DCU234RD01R70.....	90
DCU234RD01R350.....	90
DCU234RDMB.....	90
DCU234RDR70.....	90
DCU234RDR350.....	90
DCU234S305.....	227
DCU234S316.....	227
DCU234S316BR01.....	227
DCU234S316BR05.....	227
DCU234S316GR.....	227
DCU234S316GR01.....	227
DCU234S316GR04.....	227
DCU234S316RD.....	227
DCU234S316RD01.....	227
DCU234S316TN.....	227
DCU234S316TN01.....	227
DCU234S316TN02.....	227
DCU234S316TN03.....	227
DCU234SBR01.....	226
DCU234SBR05.....	226
DCU234SGR.....	226
DCU234SGR01.....	226
DCU234SGR04.....	226
DCU234SRD.....	226
DCU234SRD01.....	226
DCU234STN.....	226
DCU234STN01.....	226
DCU234STN02.....	226
DCU234STN03.....	226
DCU234TN01MB.....	90
DCU234TN01R70.....	90
DCU234TN01R350.....	90
DCU234TN02MB.....	90
DCU234TN02R70.....	90
DCU234TN02R350.....	90
DCU234TN03MB.....	90
DCU234TN03R70.....	90
DCU234TN03R350.....	90
DCU234TNMB.....	90
DCU234TNR70.....	90
DCU234TNR350.....	90
DHPDSS212MB.....	77
DHPDSS212R100.....	77
DHPDSS212R350.....	77
DHPDSS212R1000.....	77
DSVG3S.....	216, 218
DSVG212S.....	216, 218
DSVR2MB.....	76
DSVR2R1LB.....	76
DSVR2R5LB.....	76
DSVR2R350.....	76
DSVR2S.....	216, 218
DSVR3MB.....	76
DSVR3R1LB.....	76
DSVR3R5LB.....	76
DSVR3R350.....	76

Alphabetical Index

DSVR3S.....	216, 218	DTH212S305BR05.....	221	F07T162TDC.....	126	FSBIT.....	94
DSVR4MB.....	76	DTH212S305GR.....	221	F07T162TDM.....	126	FT07112MB.....	84
DSVR4R1LB.....	76	DTH212S305GR01.....	221	F07T225TDB.....	126	FT07112R100.....	84
DSVR4R5LB.....	76	DTH212S305GR03.....	221	F07T225TDC.....	126	FT07112R500.....	84
DSVR4R350.....	76	DTH212S305GR04.....	221	F07T225TDM.....	126	FT07112T100.....	84
DSVR114MB.....	76	DTH212S305PTN03.....	221	F07T300TDB.....	126	FT07112T500.....	84
DSVR114R1LB.....	76	DTH212S305RD01.....	221	F07T300TDC.....	126	FT07114R100.....	84
DSVR114R5LB.....	76	DTH212S305TN.....	221	F07T300TDM.....	126	FT07114R500.....	84
DSVR114R350.....	76	DTH212S305TN01.....	221	F08T056KDB.....	128	FT07114T100.....	84
DSVR114S.....	216	DTH212S305TN02.....	221	F08T056KDC.....	128	FT07114T500.....	84
DSVR158MB.....	76	DTH212S305TN04.....	221	F08T056KDM.....	128	FT07200MB.....	84
DSVR158R1LB.....	76	DTHQ2S.....	216, 222	F08T075KDB.....	128	FT07200R100.....	84
DSVR158R5LB.....	76	DTHQ3S.....	216, 222	F08T075KDC.....	128	FT07200R100W.....	84
DSVR158R350.....	76	DTHQ212S.....	216, 222	F08T075KDM.....	128	FT07200R450.....	84
DSVR158S.....	216, 218	DW267QD.....	204	F08T125KDB.....	128	FT07200R450W.....	84
DSVR212MB.....	76	DW269QD.....	205	F08T125KDC.....	128	FT07200T100.....	84
DSVR212R1LB.....	76	DW276QD.....	204	F08T125KDM.....	128	FT07200T450.....	84
DSVR212R5LB.....	76	DWA2G2.....	207	F08T162BDB.....	123	FT07212MB.....	84
DSVR212R350.....	76	DWA3G2.....	207	F08T162BDC.....	123	FT07212R100.....	84
DSVR212S.....	216, 218	DWA6G2.....	207	F08T162BDM.....	123	FT07212R100W.....	84
DSVR312MB.....	76	DWA7G2.....	207	F08T162KDB.....	128	FT07212R400.....	84
DSVR312R1LB.....	76	DWA9G2.....	207	F08T162KDC.....	128	FT07212R400W.....	84
DSVR312R5LB.....	76	DWAG2.....	207	F08T162KDM.....	128	FT07212T100.....	84
DSVR312R350.....	76	DWASWG2.....	207	F08T162WDB.....	124	FT07212T400.....	84
DSVT2MB.....	76	DWC1PS.....	217, 231	F08T162WDC.....	124	FT07300MB.....	84
DSVT2R1LB.....	76	DWC2PS.....	217, 231	F08T162WDM.....	124	FT07300R100.....	84
DSVT2R5LB.....	76	DWC114PS.....	217, 231	F08T200BDB.....	123	FT07300R100W.....	84
DSVT2R110.....	76	DWC158PS.....	217, 231	F08T200BDC.....	123	FT07300R300.....	84
DSVT2R330.....	76	DWC212PS.....	217, 231	F08T200BDM.....	123	FT07300R300W.....	84
DSVT2R350.....	76	DWCG158S.....	231	F08T200KDB.....	128	FT07300T100.....	84
DSVT2S.....	216, 218	DWF1PS.....	244	F08T200KDC.....	128	FT07300T300.....	84
DSVT3MB.....	76	DWF114PS.....	217, 244	F08T225WDB.....	124	FT09400MB.....	84
DSVT3R1LB.....	76	DWF158PS.....	217, 244	F08T225WDC.....	124	FT09400R50.....	84
DSVT3R5LB.....	76	DWFSD114PS.....	217, 245	F08T225WDM.....	124	FT09500MB.....	84
DSVT3R70.....	76	DWFSD158PS.....	217, 245	F10C144WDB.....	127	FT09500R50.....	84
DSVT3R210.....	76	DWFSD178PS.....	245	F10C144WDC.....	127		
DSVT3R350.....	76	DWFSD238PS.....	217, 245	F10C144WDM.....	127		
DSVT3S.....	216, 218	DWFSDQ114PS.....	217, 245	F10T100PSB.....	122		
DSVT4MB.....	76	DWHL178PS.....	217, 232	F10T100PSC.....	122		
DSVT4R1LB.....	76			F10T100PSM.....	122		
DSVT4R5LB.....	76			F10T100PTB.....	109		
DSVT4R50.....	76			F10T100PTC.....	109		
DSVT4R350.....	76			F10T100PTM.....	109		
DSVT114MB.....	76			F10T200PTC.....	109		
DSVT114R1LB.....	76			F10T200PTM.....	109		
DSVT114R5LB.....	76			F10T250BDB.....	123		
DSVT114R350.....	76			F10T250BDC.....	123		
DSVT114S.....	218			F10T250BDM.....	123		
DSVT144S.....	216			F10T300BDB.....	123		
DSVT158MB.....	76			F10T300BDC.....	123		
DSVT158R1LB.....	76			F10T350BDB.....	123		
DSVT158R5LB.....	76			F10T350BDC.....	123		
DSVT158R160.....	76			F12C200FDB.....	125		
DSVT158R350.....	76			F12C200FDC.....	125		
DSVT158S.....	216, 218			F12C200FDM.....	125		
DSVT212MB.....	76			F12C250FDB.....	125		
DSVT212R1LB.....	76			F12C250FDC.....	125		
DSVT212R5LB.....	76			F12C250FDM.....	125		
DSVT212R80.....	76			F14C325FDB.....	125		
DSVT212R240.....	76			F14C325FDC.....	125		
DSVT212R350.....	76			FHSD114S0818.....	217, 246		
DSVT212S.....	216, 218			FPHSD34B1016.....	117		
DSVT312MB.....	76			FPHSD34B1016-5K.....	117		
DSVT312R1LB.....	76			FPHSD34B1214.....	117		
DSVT312R5LB.....	76			FPHSD34B1214-5K.....	117		
DSVT312R60.....	76			FPHSD34S1016.....	217, 237		
DSVT312R350.....	76			FPHSD34S1214.....	217, 237		
DTH212S305BR01.....	221						

E

E1B1414B.....	114
E1B1414R100.....	114
EB14WD316R175.....	89
EB14WDR100.....	89
EB14WDR175.....	89
EB14WDR275.....	89
EB14WP316R175.....	89
EB316WD316R175.....	89
EB316WDR100.....	89
EB316WDR175.....	89
EB316WDR275.....	89
EB316WP316R175.....	89
EB332WD316R175.....	89
EB332WDR100.....	89
EB332WDR175.....	89
EB332WDR275.....	89
EB332WP316R175.....	89
EB-GUIDE.....	89

F

F06T125BDB.....	123
F06T125BDC.....	123
F06T125BDM.....	123
F07T162TDB.....	126

G

G2HANDLE.....	210
---------------	-----

H

HCKDSVT2S.....	216, 218
HCKDSVT3S.....	218
HCKDSVT212S.....	216, 218
HCKMTH114S.....	232
HCKWSV2S.....	229
HCKWSV3S.....	229
HCKWSV134S.....	229
HCKWSV212S.....	229
HIAG2.....	207
HT18G2.....	207
HTASWG2.....	207

M

MAA1G2.....	207
MAA3G2.....	207
MAA6G2.....	207
MAA7G2.....	207
MAFS2500.....	204
MAFS3500.....	204
MAFS4200.....	205
MAFS6200.....	205
MIA1G2.....	207
MIAG2.....	207
MTH114S.....	216, 232
MTHZ1S.....	216, 232

Alphabetical Index

N

N8BRPT4000.....	148
N8D5HDG-R.....	132
N8DHDG-R.....	132
N8HDGPT500.....	148
N8HDGPT4000.....	148
N10BRPT3000.....	148
N10D5HDG-R.....	132
N10DBRPT2500.....	148
N10DHDGPT500.....	148
N10DHDGPT2500.....	148
N10DHDG-R.....	132
N10HDGPT500.....	148
N10HDGPT3000.....	148
N16HDGPT500.....	148
N16HDGPT2000.....	148
N54A.....	133
N54AHDG.....	133

P

PC1BS1012.....	217, 233
PCQ112BS1012.....	217, 233
PFEEDPAWL.....	210
PFEEDPAWL2.....	210
PFEEDPAWL3.....	210
PFEEDPAWL4.....	210
PFEEDPAWL5.....	210
PFEEDPAWLTL.....	210
PHSD34S0818.....	217, 237
PMANDREL10.....	208, 211
PMANDREL65.....	208, 211
PMANDREL75.....	211
PMANDREL75-RC.....	208
PNOSECLIP.....	210
PNOSEGUARD-5.....	210
PPHD11516S0817.....	217, 239
PPHDQ11516S0817.....	217, 239
PPSD3S1016.....	217, 239
PPSD134B1016-4K.....	118
PPSD134S1016.....	217, 239
PPSD11516B-4K.....	118
PPSDQ134B1016-4K.....	118
PPSDQ134B1214-4K.....	118
PPSDQ134S1016.....	217, 239
PPSDQ134S1214.....	217, 239
PPSDQ11516B-4K.....	118
PRO200G.....	187, 190
PRO200G2C2K.....	184
PRO200G2D25K.....	190, 204
PRO200G2M25K.....	190, 204
PRO200SD25K.....	185, 204
PRO200SG2.....	184, 185, 188, 189
PRO200SG2C2K.....	204
PRO250DWG2.....	191
PRO250G2.....	181
PRO250G2D25K.....	180, 181, 182, 204
PRO250G2DC2K.....	204
PRO250G2M25K.....	181, 204
PRO250G2M35K.....	181, 204
PRO300SD25K.....	183, 204
PRO300SG2.....	183, 187, 188, 189
PRO300SG2DC2K.....	204
PRO300SM25K.....	183, 204
PRO300SM35K.....	183, 204
PRO300SRFG2.....	193, 194, 195
PRO300SRFG2M25K.....	193, 204

PRO300SRFG2M35K.....	193, 204
PROCCS+.....	188, 189
PROCCS+D25K.....	188, 189, 204
PROCCS+DC2K.....	204
PROCCS+M25K.....	189, 204
PROHSD60.....	196
PROHSD75.....	197
PROHX516G2.....	202
PROLDHG2.....	186
PROLDHG2M25K.....	186, 204
PROPHG2.....	203
PROPP150G2.....	200, 201
PRORFG2.....	192
PRORFG2M35K.....	192, 204
PROSDD.....	187
PROSDD25K.....	187, 204
PROSDDM25K.....	187, 204
PROSDDM35K.....	187, 204
PROSDX150ATK.....	199
PROSDX150G2.....	199
PROSDX150G2DATK.....	204
PW18EXT.....	105
PW30EXT.....	105
PWKIT25T.....	105
PWKIT40T.....	105

Q

QDBGP300G2K.....	200
QDBSD200G2.....	198
QDDECKCLIP-RC.....	210
QDEXTG2.....	210
QDEXTG2-16.....	210
QDEXTG3.....	210
QDEXTG3-16.....	210
QDEXTG3-22.....	210
QDHSD60.....	194, 196, 211
QDHSD75.....	197, 211
QDHSD75M.....	195
QDLEAFSPRING2.....	208
QDPRO200G2.....	187, 190, 211
QDPRO200S.....	184, 185
QDPRO200SG2.....	188, 189, 211
QDPRO250DWG2.....	191
QDPRO250G2.....	180, 181, 182
QDPRO300SG2.....	183, 187, 188, 189, 211
QDPRO300SRFG2.....	193, 211
QDPROHX516G2.....	202, 211
QDPROLDHG2.....	186, 211
QDPROPHG2.....	203, 211
QDPROPP150G2.....	201, 211
QDPRORFG2.....	192, 211
QDPROSD150G2.....	211
QDPROSDX150G2.....	199
QDTOOLBAG.....	210
QSCASE.....	104
QUIKSTIK.....	104
QUIVER.....	210

S

S2ACN1.....	136
S2ACN5.....	136
S2ACNB.....	136
S2HACN1.....	136
S2HACNB.....	136
S3ACDRWVR1.....	139
S3ACDRWVR5.....	139

S3ACN1.....	136
S3ACN5.....	136
S3ACNB.....	136
S3FN1.....	140
S3FN5.....	140
S3FNB.....	140
S3SN7B.....	143
S3SN71.....	143
S3SN75.....	143
S3SND1.....	138
S3SND5.....	138
S3SNDB.....	138
S4ACN1.....	136
S4ACN5.....	136
S4ACNB.....	136
S4FN1.....	140
S4FN5.....	140
S4FNB.....	140
S4SN7B.....	143
S4SN71.....	143
S4SN75.....	143
S4SND1.....	138
S4SND5.....	138
S4SNDB.....	138
S5ACDRWVRB.....	139
S5FN1.....	140
S5FNB.....	140
S5SN7B.....	143
S5SN71.....	143
S5SN75.....	143
S5SND1.....	138
S5SND5.....	138
S5SNDB.....	138
S6ACN1.....	136
S6ACN5.....	136
S6ACNB.....	136
S6FN1.....	140
S6FN5.....	140
S6FNB.....	140
S6SN7B.....	143
S6SN71.....	143
S6SN75.....	143
S6SND1.....	138
S6SND5.....	138
S6SNDB.....	138
S6SNDW1.....	142
S6SNDW5.....	142
S07C162FBP.....	80
S07C162PAK.....	80
S07C225FBP.....	80
S07C225PAK.....	80
S07C300FBP.....	80
S07C300PAK.....	80
S7SN7B.....	143
S7SN71.....	143
S7SN75.....	143
S7SND1.....	138
S7SND5.....	138
S7SNDB.....	138
S8ACN1.....	136
S8ACN5.....	136
S8ACNB.....	136
S08C075KQC.....	109
S08C075KQM.....	109
S08C100TSC.....	110
S08C100TSM.....	110
S08C125KQC.....	109
S08C125KQM.....	109
S08C125TSC.....	110
S08C125TSM.....	110
S08C150TSC.....	110
S08C150TSM.....	110
S08C250TSC.....	110
S08C250TSM.....	110
S8CRD1.....	135
S8CRD5.....	135
S8CRDB.....	135
S8FN1.....	140
S8FN5.....	140
S8FNB.....	140
S8SN7B.....	143
S8SN71.....	143
S8SN75.....	143
S8SND1.....	138
S8SND5.....	138
S8SNDB.....	138
S8SNDW1.....	142
S8SNDW5.....	142
S10A250CNB.....	161
S10A300CNB.....	161
S10A300CNJ.....	161
S10A300PNJ.....	157
S10A325CNB.....	161
S10A325CNJ.....	161
S10A325KDJ.....	159
S10A325KJB.....	159
S10A325KJG.....	159
S10A325KJR.....	159
S10A325KJS.....	159
S10A325KJT.....	159
S10A325PNJ.....	157
S10A325T31.....	166
S10A325W28.....	165
S10A350CNB.....	161
S10A350CNJ.....	161
S10ACN1.....	136
S10ACN5.....	136
S10ACNB.....	136
S10C250DTP.....	78
S10C300DTP.....	78
S10CRD1.....	135
S10CRD5.....	135
S10CRDB.....	135
S10FN1.....	140
S10FN5.....	140
S10FNB.....	140
S10SND1.....	138
S10SND5.....	138
S10SNDB.....	138
S10SNDB1.....	142
S10SNDB5.....	142
S10SNDR1.....	142
S10SNDRB.....	142
S10SNDT1.....	142
S10SNDT5.....	142
S10SNDWB.....	142
S10T100PDM.....	122
S10T100PDQ25.....	122
S10T125P25.....	122
S10T125PDM.....	122
S10T150P25.....	122
S10T150PDM.....	122
S10T200P25.....	122
S10T200PDM.....	122
S11A100RNB.....	155
S11A125RNB.....	155

Alphabetical Index

S11A125RNB	155	S12SND5	138	S16N125N15-R1000	177	S23N119MPB	172
S11A125RNJ	155	S12SNDB	138	S16N125P55	174	S23N119MPN	172
S11A150RNB	155	S13A125SNBP	153	S16N150FNB	170	S23N150MPB	172
S11A150RNB	155	S13A125SNC	153	S16N150FNJ	170	S23N150MPN	172
S11A150RNJ	155	S13A150IPC	151	S16N150GS	175	S23N175MPB	172
S11A175RNB	155	S13A150SNBP	153	S16N150GS-R1000	175	S23N175MPN	172
S11A175RNB	155	S13A150SNC	153	S16N150N17	177	S30ACN1	136
S11A175RNJ	155	S13A175IPC	151	S16N150N17-R1000	177	S30ACN5	136
S11A200CNB	161	S13A175SNBP	153	S16N150PFB	167	S30ACNB	136
S11A200CNJ	161	S13A175SNC	153	S16N150PFN	167	S40ACN1	136
S11A237KDJ	159	S13A200CCB	154	S16N175GS	175	S40ACN5	136
S11A237KJB	159	S13A200CCG	154	S16N175GS-R1000	175	S40ACNB	136
S11A237KJG	159	S13A200CCR	154	S16N175N19	177	S40ATNB	145
S11A237KJR	159	S13A200CCT	154	S16N200FNB	170	S60ACNB	136
S11A237KJS	159	S13A200CWH	154	S16N200FNJ	170	S210ARN1	144
S11A237KJT	159	S13A200IPC	151	S16N200GS	175	S210ARN5	144
S11A250CNB	161	S13A200SNBP	153	S16N200N21	177	S210ARNB	144
S11A250CNJ	161	S13A200SNC	153	S16N200N21-R1000	177	S310ARN1	144
S11A300CNB	161	S13A200WWCBP	154	S16N200PFB	167	S310ARN5	144
S11A300CNJ	161	S13A225CCB	154	S16N200PFN	167	S310ARNB	144
S11A300P31	164	S13A225CCG	154	S16N250FNB	170	S311ARN5	144
S11A300PJB	158	S13A225CCR	154	S16N250FNJ	170	S311ARNB	144
S11A300PJG	158	S13A225CCS	154	S16N250PFB	167	S410ARN1	144
S11A300PJR	158	S13A225CCT	154	S16N250PFN	167	S410ARN5	144
S11A300PJS	158	S13A225IPBP	151	S16SND1	138	S410ARNB	144
S11A300PJT	158	S13A225IPC	151	S16SND5	138	S411ARN1	144
S11A300PNJ	157	S13A225SNBP	153	S16SNDB	138	S411ARN5	144
S11A300T31	166	S13A225SNC	153	S16SNDB1	142	S411ARNB	144
S11A325CNB	161	S13A250CCB	154	S16SNDB5	142	S510ARN1	144
S11A325CNJ	161	S13A250CCBBP	154	S16SNDR1	142	S510ARN5	144
S11A325PJR	158	S13A250CCG	154	S16SNDR5	142	S510ARNB	144
S11A325PJT	158	S13A250CCR	154	S16SNDRB	142	S511ARN5	144
S11A325PNJ	157	S13A250CCS	154	S16SND5	142	S511ARNB	144
S11N075RNB	156	S13A250CCSBP	154	S16SND5	142	S610ARN1	144
S11N087RNB	156	S13A250CCT	154	S16SNDT1	142	S610ARN5	144
S11N100RNB	156	S13A250CCTBP	154	S16SNDT5	142	S610ARNB	144
S11N125RNB	156	S13A250CWH	154	S16SNDTB	142	S611ARN1	144
S11N125RNJ	156	S13A250IPC	151	S18N062L10	176	S611ARNB	144
S11N150RNB	156	S13A250IPW	152	S18N075FNB	171	S810ARN1	144
S11N150RNJ	156	S13A250IPWBP	152	S18N075FNJ	171	S810ARN5	144
S11N175RNB	156	S13A250SNC	153	S18N100FNB	171	S810ARNB	144
S11N175RNJ	156	S13A250WWCBP	154	S18N100FNJ	171	S1010ARN1	144
S11S300CNB	163	S15N150FNB	168	S18N100L13	176	S1010ARN5	144
S11S300CNJ	163	S15N150FNJ	168	S18N100L13-R1000	176	S1010ARNB	144
S11S325CNB	163	S15N150SFB	169	S18N112L14	176	S06125DT1	78
S11S325CNJ	163	S15N150SFN	169	S18N125FNB	171	S06125DT5	78
S12A150PNB	157	S15N200BFS	174	S18N125FNJ	171	S06125DTB	78
S12A175PNB	157	S15N200FNB	168	S18N125L15	176	S07100WP1	74
S12A200CNB	161	S15N200FNJ	168	S18N125L15-R1000	176	S07100WP5	74
S12A200CNJ	161	S15N200SFB	169	S18N150FNB	171	S07100WPB	74
S12A200PNB	157	S15N200SFN	169	S18N150FNJ	171	S07125WP1	74
S12A200T31	166	S15N250FNB	168	S18N150L17	176	S07125WP5	74
S12A225DNB	150	S15N250FNJ	168	S18N150L17-R1000	176	S07125WPB	74
S12A225DNBP	150	S15N250SFB	169	S18N175FNJ	171	S07125WPP	74
S12A237CNB	161	S15N250SFN	169	S18N200FNB	171	S07162FB1	80
S12A237CNJ	161	S16ACN1	136	S18N200FNJ	171	S07162FB5	80
S12A237P31	164	S16ACN5	136	S20ACN1	136	S07162FBB	80
S12A237PNB	157	S16ACNB	136	S20ACN5	136	S07162FT1	82
S12A237T31	166	S16B200LCT	173	S20ACNB	136	S07162FT1WH01	82
S12A237W28	165	S16B200TNL	173	S20SND1	138	S07162FT5	82
S12A250PNB	157	S16FN1	140	S20SND5	138	S07162FT5WH01	82
S12ACN1	136	S16FN5	140	S20SNDB	138	S07162FT70WH01	82
S12ACN5	136	S16FNB	140	S23N050MPB	172	S07162FTB	82
S12ACNB	136	S16N075P51	174	S23N050MPN	172	S07162FTBWH01	82
S12FNB	140	S16N100N13	177	S23N075MPB	172	S07162FTPWH01	82
S12S250CNB	163	S16N125GS	175	S23N075MPN	172	S07162FWP	74
S12S250CNJ	163	S16N125GS-R1000	175	S23N100MPB	172	S07162WP1	74
S12SND1	138	S16N125N15	177	S23N100MPN	172	S07162WP5	74

Alphabetical Index

S07162WPB.....	74	S08125DBB.....	79	S10250RNW5.....	141	S14075HR1.....	145
S07162WPP.....	74	S08125WP1.....	73	S10250RNWB.....	141	S14075HRB.....	145
S07200WP1.....	74	S08125WP5.....	73	S10250WCI.....	73	S14400WP5.....	71
S07200WP5.....	74	S08125WPB.....	73	S10250WJ1.....	73	S14400WPB.....	71
S07200WPB.....	74	S08150TSBC.....	110	S10250WP1.....	73	SD8x1.25-R.....	107
S07200WPP.....	74	S08162DB1.....	79	S10250WP5.....	73	SD9112MB.....	69
S07225FB1.....	80	S08162DB5.....	79	S10250WPB.....	73	SD9112R100.....	69
S07225FB5.....	80	S08162DBB.....	79	S10250WPP.....	73	SD9112R500.....	69
S07225FBB.....	80	S08162DT1.....	78	S10300DB1.....	79	SD9112SSMB.....	70
S07225FT1.....	82	S08162DT5.....	78	S10300DB5.....	79	SD9112SS-R100.....	70
S07225FT1WH01.....	82	S08162DTB.....	78	S10300DBB.....	79	SD9112SS-R500.....	70
S07225FT5.....	82	S08162WP1.....	73	S10300DT1.....	78	SD9212MB.....	69
S07225FT5WH01.....	82	S08162WP5.....	73	S10300DT5.....	78	SD9212R100-R.....	69
S07225FT70WH01.....	82	S08162WPB.....	73	S10300DTB.....	78	SD9212R500.....	69
S07225FTB.....	82	S08162WPP.....	73	S10300WCI.....	73	SD9212SSMB.....	70
S07225FTBBK.....	82	S08200DB1.....	79	S10300WJ1.....	73	SD9212SS-R100.....	70
S07225FTBBR01.....	82	S08200DB5.....	79	S10300WP1.....	73	SD9212SS-R500.....	70
S07225FTBBR05.....	82	S08200DBB.....	79	S10300WP5.....	73	SD10112DBBR50.....	67
S07225FTBGR.....	82	S08200DT1.....	78	S10300WPB.....	73	SD10112MB.....	69
S07225FTBGR01.....	82	S08200DT5.....	78	S10300WPBBR05.....	73	SD10112R100.....	69
S07225FTBGR03.....	82	S08200DTB.....	78	S10300WPBGR.....	73	SD10112R500.....	69
S07225FTBGR04.....	82	S08200WP1.....	73	S10300WPBTN01.....	73	SD10212MB.....	69
S07225FTBRD01.....	82	S08200WP5.....	73	S10300WPP.....	73	SD10212R100-R.....	69
S07225FTBTN.....	82	S08200WPB.....	73	S10300WPPBR05.....	73	SD10212R500.....	69
S07225FTBTN01.....	82	S08200WPP.....	73	S10300WPPGR.....	73	SDCF22434.....	96
S07225FTBTN02.....	82	S08250DBB.....	79	S10300WPPTN01.....	73	SDCF22434-R50.....	96
S07225FTBTN03.....	82	S08250TSBC.....	110	S10350DB1.....	79	SDCF22512.....	96
S07225FTBTN04.....	82	S08250WCI.....	75	S10350DB5.....	79	SDCF22512-R50.....	96
S07225FTBWH01.....	82	S08250WJ1.....	75	S10350DBB.....	79	SDCF22614.....	96
S07225FTPBK.....	82	S08250WPB.....	74	S10350DT1.....	78	SDCF22614-R50.....	96
S07225FTPBR01.....	82	S08250WPF1.....	73	S10350DT5.....	78	SDCF22700.....	96
S07225FTPBR05.....	82	S08250WPF5.....	73	S10350DTB.....	78	SDCF22700-R50.....	96
S07225FTPGR.....	82	S08250WPFB.....	73	S10350WP1.....	73	SDCF22858.....	96
S07225FTPGR01.....	82	S08250WPP.....	74	S10350WP5.....	73	SDCF22858-R50.....	96
S07225FTPGR03.....	82	S08300WPB.....	74	S10350WPB.....	73	SDCF27400.....	96
S07225FTPGR04.....	82	S08300WPF1.....	73	S12125HDUC.....	121	SDCF27400-R30.....	96
S07225FTPRD01.....	82	S08300WPF5.....	73	S12125HDUM.....	121	SDCF27614.....	96
S07225FTPTN.....	82	S08300WPFB.....	73	S12150HDUC.....	121	SDCF27614-R30.....	96
S07225FTPTN01.....	82	S08300WPP.....	74	S12150HDUM.....	121	SDCF27778.....	96
S07225FTPTN02.....	82	S09350FWP.....	74	S12200HDUC.....	121	SDCF27778-R30.....	96
S07225FTPTN03.....	82	S09350WP1.....	74	S12200HDUM.....	121	SDCF27912.....	96
S07225FTPTN04.....	82	S09350WP5.....	74	S12250HDUC.....	121	SDCF27912-R30.....	96
S07225FTPWH01.....	82	S09350WPB.....	74	S12250HDUM.....	121	SDCF221014.....	96
S07225FWP.....	74	S09400WP1.....	74	S12250WP5.....	71	SDCF221014-R50.....	96
S07225WP1.....	74	S09400WP5.....	74	S12250WPB.....	71	SDCF221134.....	96
S07225WP5.....	74	S09400WPB.....	74	S12300HDUC.....	121	SDCF221134-R50.....	96
S07225WPB.....	74	S10100WP1.....	73	S12300HDUM.....	121	SDCF221334.....	96
S07225WPP.....	74	S10100WP5.....	73	S12300WP1.....	71	SDCF221334-R50.....	96
S07250WP1.....	74	S10100WPB.....	73	S12300WP5.....	71	SDCF271100.....	96
S07250WP5.....	74	S10125DBB.....	79	S12300WPB.....	71	SDCF271100-R30.....	96
S07250WPB.....	74	S10150DBB.....	79	S12350WP1.....	71	SDCF271958.....	96
S07250WPP.....	74	S10150RNWB.....	141	S12350WP5.....	71	SDCF271958-R25.....	96
S07300FB1.....	80	S10150WP1.....	73	S12350WPB.....	71	SDCF272358.....	96
S07300FB5.....	80	S10150WP5.....	73	S12400WP1.....	71	SDCF272358-R25.....	96
S07300FBB.....	80	S10150WPB.....	73	S12400WP5.....	71	SDCF271958.....	97
S07300FT1.....	82	S10175DBB.....	79	S12400WPB.....	71	SDCF272358.....	97
S07300FT5.....	82	S10175RNW5.....	141	S12450WP1.....	71	SDCF273112.....	97
S07300FTB.....	82	S10175RNWB.....	141	S12450WP5.....	71	SDCF273938.....	97
S07300FWP.....	74	S10200DBB.....	79	S12450WPB.....	71	SDCP22318.....	98
S07300WP1.....	74	S10200WP1.....	73	S12500WP1.....	71	SDCP22318-R50.....	98
S07300WP5.....	74	S10200WP5.....	73	S12500WP5.....	71	SDCP22434.....	98
S07300WPB.....	74	S10200WPB.....	73	S12500WPB.....	71	SDCP22434-R50.....	98
S07300WPP.....	74	S10250DB1.....	79	S13075HR1.....	145	SDCP22512.....	98
S7510ARN1.....	144	S10250DB5.....	79	S13075HR5.....	145	SDCP22512-R50.....	98
S7510ARN5.....	144	S10250DBB.....	79	S13075HRB.....	145	SDCP22614.....	98
S7510ARNB.....	144	S10250DT1.....	78	S13125FS1.....	145	SDCP22614-R50.....	98
S08100TSBC.....	110	S10250DT5.....	78	S13125FS5.....	145	SDCP22700.....	98
S08112DBB.....	79	S10250DTB.....	78	S13125FSB.....	145	SDCP22700-R50.....	98

Alphabetical Index

SDCP22858.....	98	SDS25500-R10	68	SDWH19600SS-R10	62	SDWS16300Q	58
SDCP22858-R50.....	98	SDS25500-R25L	68	SDWH19800DB.....	61	SDWS16300QR50.....	58
SDCP22912.....	98	SDS25600	68	SDWH19800DBMB	61	SDWS16300QR150.....	58
SDCP22912-R50.....	98	SDS25600MB.....	68	SDWH19800DB-R12.....	61	SDWS16312	58
SDCP27400.....	98	SDS25600-R10	68	SDWH19800DB-R50.....	61	SDWS16312Q	58
SDCP27400-R30.....	98	SDS25800	68	SDWH19800DB-RP1	61	SDWS16312QR50.....	58
SDCP27614.....	98	SDS25800-R10	68	SDWH19800SS.....	62	SDWS16312QR150.....	58
SDCP27614-R30.....	98	SDS25800-R50	68	SDWH19800SS-R10	62	SDWS16400	58
SDCP27778.....	98	SDW22300	101	SDWH19800SS-R50	62	SDWS16400Q	58
SDCP27778-R30.....	98	SDW22300MB.....	101	SDWH27300SS.....	62	SDWS16400QR50.....	58
SDCP27912.....	98	SDW22300-R50	101	SDWH27300SS-R10	62	SDWS16400QR150.....	58
SDCP27912-R30.....	98	SDW22338	100	SDWH27300SS-R100.....	62	SDWS19600	102
SDCP221100.....	98	SDW22338MB.....	100	SDWH27300SS-RP1.....	62	SDWS19600-R50	102
SDCP221100-R50.....	98	SDW22338-R50	100	SDWH27400G.....	63	SDWS19600-RP1	102
SDCP221134.....	98	SDW22438	101	SDWH27400GMB	63	SDWS19712	102
SDCP221134-R50.....	98	SDW22438MB.....	101	SDWH27400G-R30	63	SDWS19712-R50	102
SDCP271100.....	98	SDW22438-R50	101	SDWH27400G-RP1.....	63	SDWS19712-RP1	102
SDCP271100-R30.....	98	SDW22458	101	SDWH27400SS.....	62	SDWS22300DB	59
SDCP271212.....	98	SDW22458MB.....	101	SDWH27400SS-R10	62	SDWS22300DBMB	59
SDCP271212-R25.....	98	SDW22458-R50	101	SDWH27400SS-R100.....	62	SDWS22300DB-R12.....	59
SDCP271400.....	98	SDW22500	100	SDWH27400SS-RP1	62	SDWS22300DB-R50.....	59
SDCP271400-R25.....	98	SDW22500MB.....	100	SDWH27500SS.....	62	SDWS22300DB-RP1.....	59
SDHR27400	99	SDW22500-R50	100	SDWH27500SS-R10	62	SDWS22312DBB	65, 66
SDHR27400-R25.....	99	SDW22600	101	SDWH27500SS-R50.....	62	SDWS22312DBB-R50.....	65
SDHR27614	99	SDW22600MB.....	101	SDWH27500SS-RP1.....	62	SDWS22312DBBRC12	65
SDHR27614-R25.....	99	SDW22600-R50	101	SDWH27600G.....	63	SDWS22312DBB-RN1	65
SDHR31400	99	SDW22634	100	SDWH27600GMB	63	SDWS22400	102
SDHR31400-R25.....	99	SDW22634MB.....	100	SDWH27600G-R30	63	SDWS22400DB	59
SDHR31614	99	SDW22634-R50	100	SDWH27600G-RP1.....	63	SDWS22400DBMB	59
SDHR31614-R25.....	99	SDW22638	101	SDWH27600SS.....	62	SDWS22400DB-R12.....	59
SDPW14312MB	105	SDW22638MB.....	101	SDWH27600SS-R10	62	SDWS22400DB-R50.....	59
SDPW14312-R50	105	SDW22638-R50	101	SDWH27600SS-R50	62	SDWS22400DB-RP1.....	59
SDPW14500MB	105	SDWC15450	103	SDWH27600SS-RP1	62	SDWS22400-R50	102
SDPW14500-R50	105	SDWC15450B-KT	103	SDWH27800G.....	63	SDWS22500	102
SDPW19600MB	105	SDWC15450-KT	103	SDWH27800GMB	63	SDWS22500DB	59
SDPW19600-R50	105	SDWC15600	103	SDWH27800G-R30	63	SDWS22500DBMB	59
SDS25112	68	SDWC15600B-KT	103	SDWH27800G-RP1.....	63	SDWS22500DB-R12.....	59
SDS25112MB.....	68	SDWC15600-KT	103	SDWH27800SS.....	62	SDWS22500DB-R50.....	59
SDS25112-R25.....	68	SDWC-GUIDE.....	103	SDWH27800SS-R10	62	SDWS22500DB-RP1.....	59
SDS25112SS.....	68	SDWF2716-TUW.....	106	SDWH27800SS-R50	62	SDWS22500DB-RP1.....	102
SDS25112SS-R25.....	68	SDWF2720-TUW.....	106	SDWH27800SS-RP1.....	62	SDWS22512	102
SDS25200	68	SDWF2724-TUW.....	106	SDWH191000DB.....	61	SDWS22512DBB	65
SDS25200MB.....	68	SDWF2726-TUW.....	106	SDWH191000DB-R12.....	61	SDWS22512DBB-R50.....	65
SDS25200-R25.....	68	SDWF2730-TUW.....	106	SDWH191000DB-R50.....	61	SDWS22512DBBRC12	65
SDS25200SS.....	68	SDWH19300DB.....	61	SDWH191000DB-RP1	61	SDWS22512DBB-RN1	65
SDS25200SS-R25.....	68	SDWH19300DBMB.....	61	SDWH271000G.....	63	SDWS22512-R50	102
SDS25212	68	SDWH19300DB-R12.....	61	SDWH271000GMB	63	SDWS22600	102
SDS25212MB.....	68	SDWH19300DB-R50.....	61	SDWH271000G-R30.....	63	SDWS22600DB	59
SDS25212-R25	68	SDWH19300DB-RP1	61	SDWH271000G-RP1.....	63	SDWS22600DBMB	59
SDS25212SS.....	68	SDWH19400DB.....	61	SDWH271000SS.....	62	SDWS22600DB-R12.....	59
SDS25212SS-R25.....	68	SDWH19400DBMB.....	61	SDWH271000SS-R5	62	SDWS22600DB-R50.....	59
SDS25300	68	SDWH19400DB-R12.....	61	SDWH271000SS-R25.....	62	SDWS22600DB-RP1.....	59
SDS25300MB.....	68	SDWH19400DB-R50.....	61	SDWH271000SS-RP1.....	62	SDWS22600-R50	102
SDS25300-R25	68	SDWH19400DB-RP1	61	SDWH271200G.....	63	SDWS22800	102
SDS25300SS.....	68	SDWH19400SS.....	62	SDWH271200GMB	63	SDWS22800DB	59
SDS25300SS-R25.....	68	SDWH19400SS-R20	62	SDWH271200G-R30.....	63	SDWS22800DBMB	59
SDS25312	68	SDWH19450SS.....	62	SDWH271200G-RP1.....	63	SDWS22800DB-R12.....	59
SDS25312MB.....	68	SDWH19450SS-R10	62	SDWH271200SS.....	62	SDWS22800DB-R50.....	59
SDS25312-R10	68	SDWH19450SS-R100.....	62	SDWH271200SS-R5	62	SDWS22800DB-RP1.....	59
SDS25312-R25L.....	68	SDWH19500SS.....	62	SDWH271200SS-R25.....	62	SDWS22800-R50	102
SDS25312SS.....	68	SDWH19500SS-R10	62	SDWH271500G.....	63	SDWS22800-RP1	102
SDS25312SS-R25.....	68	SDWH19500SS-R100.....	62	SDWH271500GMB	63	SDWS22900	102
SDS25312SS-R25L.....	68	SDWH19600DB.....	61	SDWH271500G-RP1.....	63	SDWS22900-R50.....	102
SDS25412	68	SDWH19600DBMB.....	61	SDWS16212	58	SDWS22900-RP1	102
SDS25412MB.....	68	SDWH19600DB-R12.....	61	SDWS16212Q	58	SDWS25200DBB	64, 65
SDS25412-R10	68	SDWH19600DB-R50.....	61	SDWS16212QR50.....	58	SDWS25200DBB-R50.....	65
SDS25500	68	SDWH19600DB-RP1	61	SDWS16212QR150.....	58	SDWS25200DBBRC12	65
SDS25500MB.....	68	SDWH19600SS.....	62	SDWS16300	58	SDWS27300SS	60

Alphabetical Index

SDWS27300SS-R30	60	SSNA8D	133	T4SN75	143	T8ACN5	136
SDWS27300SS-RP1	60	SSNA8D5	133	T4SND1	138	T8ACNB	136
SDWS27400SS	60	SSNA8DB	133	T4SND5	138	T08C125WQC	108
SDWS27400SS-R30	60	SSNA10	133	T4SNDB	138	T08C125WQM	108
SDWS27400SS-RP1	60	SSNA10D	133	T5FN1	140	T08C162WQC	108
SDWS27500SS	60	SSNA10D5	133	T5KR5B	134	T08C162WQM	108
SDWS27500SS-R30	60	SSNA10DB	133	T5KR7B	134	T08C225WQC	108
SDWS27500SS-RP1	60	SSPC1BS1012	217, 233	T5KR51	134	T08C225WQM	108
SDWS27600SS	60	SSPCSD214T1414	217, 238	T5KR55	134	T8CN1	137
SDWS27600SS-R30	60	SSWSC2BS	216, 224	T5KR71	134	T8CNB	137
SDWS27600SS-RP1	60	SSWSC134BS	216, 224	T5KR75	134	T8CRD1	135
SDWS27800SS	60	SSWSC212BS	216, 224	T5SN7B	143	T8CRD5	135
SDWS27800SS-R30	60	STN22	64, 66	T5SN71	143	T8CRDB	135
SDWS27800SS-RP1	60	STN22-R8	66	T5SN75	143	T8FN1	140
SDWS221000	102	STN22-R24	66	T5SND1	138	T8FN5	140
SDWS221000DB	59			T5SND5	138	T8FNB	140
SDWS221000DB-R12	59			T5SNDB	138	T08J075FXC	87
SDWS221000DB-R50	59			T6ACN1	136	T08J075FXM	87
SDWS221000DB-RP1	59			T6ACN5	136	T08J075PXC	86
SDWS221000-R50	102			T6ACNB	136	T08J075PXM	86
SDWS221000-RP1	102			T6CN1	137	T08J100FXC	87
SDWS221100	102			T6CNB	137	T08J100FXM	87
SDWS221100-R50	102			T6FN1	140	T08J100FX-RP20	87
SDWS221100-RP1	102			T6FN5	140	T08J100PXC	86
SDWS221200	102			T6FNB	140	T08J100PXM	86
SDWS221200-R50	102			T06J050FXC	87	T08J100PX-RP20	86
SDWS221200-RP1	102			T06J050FX-RP25	87	T08J125FXC	87
SDWS221500	102			T06J050PXC	86	T08J125FXM	87
SDWS221500-R50	102			T06J050PXM	86	T08J125FX-RP15	87
SDWS221500-RP1	102			T06J050PX-RP25	86	T08J125PXC	86
SDWS271000SS	60			T06J075FXC	87	T08J125PXM	86
SDWS271000SS-R30	60			T06J075FXM	87	T08J125PX-RP15	86
SDWS271000SS-RP1	60			T06J075FX-RP25	87	T08J150FXC	87
SDWS271200SS	60			T06J075PXC	86	T08J150FXM	87
SDWS271200SS-R30	60			T06J075PXM	86	T08J150PXC	86
SDWS271200SS-RP1	60			T06J075PX-RP25	86	T08J150PXM	86
SDWV13400	107			T06J100FXC	87	T8KR5B	134
SP5SND1	138			T06J100FXM	87	T8KR7B	134
SP5SND5	138			T6KR5B	134	T8KR51	134
SP5SNDB	138			T6KR7B	134	T8KR55	134
SPS25344-KT	110			T6KR51	134	T8KR71	134
SS3DSC3BS	216, 222			T6KR55	134	T8KR75	134
SS3DSC3BS316	216, 222			T6KR71	134	T8PCS1	143
SS3DSC212BS	222			T6KR75	134	T8PCS5	143
SS3DSC212BS316	216, 222			T6PCS1	143	T8PCSB	143
SSA8D	133			T6PCS5	143	T8SBX1	135
SSA8D5	133			T6PCSB	143	T8SBX5	135
SSA8DB	133			T6SBX1	135	T8SBXB	135
SSA8DD	133			T6SBX5	135	T8SN7B	143
SSA10D	133			T6SBXB	135	T8SN71	143
SSA10D5	133			T6SN7B	143	T8SN75	143
SSA10DB	133			T6SN71	143	T8SND1	138
SSA10DD	133			T6SN75	143	T8SND5	138
SSA16D	133			T6SND1	138	T8SNDB	138
SSA16D5	133			T6SND5	138	T8SNDW1	142
SSA16DB	133			T6SNDB	138	T8SNDWB	142
SSA16DD	133			T7KR5B	134	T8VTN1000	142
SSDHPD212S	216, 220			T7KR7B	134	T9A150MCN	149
SSDHPD212SB	216, 220			T7KR51	134	T9A250MCN	149
SSDTH2S	216, 221			T7KR55	134	T10A150MCN	149
SSDTH3S	216, 221			T7KR71	134	T10A200X07	141
SSDTH212S	216, 221			T7KR75	134	T10A250MCN	149
SSDWP3S305	216, 219			T7SN7B	143	T10A300CNB	161
SSDWP3S316	216, 219			T7SN75	143	T10A300CNJ	161
SSDWP212S305	216, 219			T7SND1	138	T10A300PNJ	157
SSDWP212S316	216, 219			T7SND5	138	T10A325CNB	161
SSFHSD112S1016	217, 246			T7SNDB	138	T10A325CNJ	161
SSNA8	133			T8ACN1	136	T10A325T31	166

T

T2ACN1	136
T2ACNB	136
T2FN1	140
T2FNB	140
T2KR5B	134
T2KR51	134
T2KR55	134
T2KR71	134
T2KR75	134
T3ACDRWVR1	139
T3ACDRWVR5	139
T3ACN1	136
T3ACN5	136
T3ACNB	136
T3FN1	140
T3FN5	140
T3FNB	140
T3KR5B	134
T3KR7B	134
T3KR51	134
T3KR55	134
T3KR71	134
T3KR75	134
T3SN7B	143
T3SN71	143
T3SND1	138
T3SND5	138
T3SNDB	138
T4ACN1	136
T4ACN5	136
T4ACNB	136
T4CN1	137
T4CNB	137
T4FN1	140
T4FN5	140
T4FNB	140
T4HACN1	136
T4HACN5	136
T4HACNB	136
T4KR5B	134
T4KR7B	134
T4KR51	134
T4KR55	134
T4KR71	134
T4KR75	134
T4PCS1	143
T4PCS5	143
T4PCSB	143
T4SN7B	143
T4SN71	143

Alphabetical Index

T10A350CNB	161	T12CRD1	135	T16N200PFN	167	T07162FT1WH01	81
T10A350CNJ	161	T12CRD5	135	T16N250FNB	170	T07162FT5WH01	81
T10A350PNJ	157	T12FN1	140	T16N250FNJ	170	T07162FT70BK	81
T10ACN1	136	T12FN5	140	T16N250PFB	167	T07162FT70BR01	81
T10ACN5	136	T12J100PXC	86	T16N250PFN	167	T07162FT70GR	81
T10ACNB	136	T12J100PXM	86	T16SND5	138	T07162FT70GR01	81
T10CN1	137	T12J150PXC	86	T16SNDB	138	T07162FT70TN	81
T10CN5	137	T12J150PXM	86	T18N050FNJ	171	T07162FT70TN02	81
T10CNB	137	T12J150PX-RP8	86	T18N062FNJ	171	T07162FT70TN03	81
T10CRD1	135	T12J200PXC	86	T18N062L10	176	T07162FT70WH01	81
T10CRD5	135	T12J200PXM	86	T18N075FNB	171	T07162FTPBR01	81
T10FN1	140	T12J200PX-RP6	86	T18N075FNJ	171	T07162FTPGR	81
T10FNB	140	T12SNDB	138	T18N075L11	176	T07162FTPGR01	81
T10J075PXC	86	T13A125SNJ	153	T18N100FNB	171	T07162FTPPTN	81
T10J075PXM	86	T13A150IPC	151	T18N100FNJ	171	T07162FTPPTN02	81
T10J100FXC	87	T13A150SNJ	153	T18N100L13	176	T07162FTPPTN03	81
T10J100FXM	87	T13A175IPBP	151	T18N125FNB	171	T07162FTPWH01	81
T10J100PXC	86	T13A175IPC	151	T18N125FNJ	171	T07162FWP	74
T10J100PXM	86	T13A175SNJ	153	T18N125L15	176	T07162WP1	74
T10J125PXC	86	T13A200IPBP	151	T18N150FNB	171	T07162WP5	74
T10J125PXM	86	T13A200IPC	151	T18N150FNJ	171	T07162WPB	74
T10J150FXC	87	T13A200SNJ	153	T18N150L17	176	T07162WPP	74
T10J150FXM	87	T13A225IPBP	151	T18N175FNJ	171	T07225FB1	80
T10J150FX-RP8	87	T13A225IPC	151	T18N200FNB	171	T07225FB5	80
T10J150PXC	86	T13A225SNJ	153	T18N200FNJ	171	T07225FBB	80
T10J150PXM	86	T13A250IPBP	151	T20ACN1	136	T07225FT1WH01	81
T10J200FXC	87	T13A250IPC	151, 152	T20ACN5	136	T07225FT5WH01	81
T10J200FXM	87	T13A250SNJ	153	T20ACNB	136	T07225FT20BK	89
T10J200FX-RP6	87	T15N125SFN	169	T20CN1	137	T07225FT70BK	81
T10KR7B	134	T15N150FNB	168	T30ACNB	136	T07225FT70BR01	81
T10KR71	134	T15N150FNJ	168	T40ACN1	136	T07225FT70BR05	81
T10KR75	134	T15N150SFB	169	T40ACN5	136	T07225FT70GR	81
T10S300CNJ	163	T15N150SFN	169	T40ACNB	136	T07225FT70GR01	81
T10S350CNJ	163	T15N200FNB	168	T40CNB	137	T07225FT70GR03	81
T10SND1	138	T15N200FNJ	168	T60ACNB	136	T07225FT70GR04	81
T10SND5	138	T15N200SFB	169	T210ARN1	144	T07225FT70RD01	81
T10SNDB	138	T15N200SFN	169	T210ARN5	144	T07225FT70TN	81
T10SPBX1	135	T15N250FNB	168	T210ARNB	144	T07225FT70TN01	81
T10SPBX5	135	T15N250FNJ	168	T310ARN1	144	T07225FT70TN02	81
T10SPBXB	135	T15N250SFB	169	T310ARN5	144	T07225FT70TN03	81
T11A100RNJ	155	T15N250SFN	169	T310ARNB	144	T07225FT70TN04	81
T11A125RNJ	155	T16ACN1	136	T311ARN1	144	T07225FT70WH01	81
T11A150RNJ	155	T16ACN5	136	T311ARNB	144	T07225FTB	82
T11A175RNJ	155	T16ACNB	136	T410ARN1	144	T07225FTBBR01	81
T11A250CNB	161	T16CN1	137	T410ARN5	144	T07225FTBBR05	81
T11A250CNJ	161	T16CN5	137	T410ARNB	144	T07225FTBGR	81
T11A300CNB	161	T16CNB	137	T411ARN1	144	T07225FTBGR01	81
T11A300CNJ	161	T16FN1	140	T411ARN5	144	T07225FTBGR03	81
T11A300PNJ	157	T16FN5	140	T411ARNB	144	T07225FTBGR04	81
T11A300T31	166	T16FNB	140	T510ARN1	144	T07225FTBRD01	81
T11A325CNB	161	T16KR4B	134	T510ARN5	144	T07225FTBTN	81
T11A325CNJ	161	T16KR41	134	T510ARNB	144	T07225FTBTN01	81
T11A325PNJ	157	T16KR45	134	T610ARN1	144	T07225FTBTN02	81
T11N150RNJ	156	T16N075N11	177	T610ARN5	144	T07225FTBTN03	81
T11S300CNJ	163	T16N100P53	174	T610ARNB	144	T07225FTBTN04	81
T11S325CNJ	163	T16N125FNB	170	T810ARN1	144	T07225FTBWH01	81
T12A200CNB	161	T16N125FNJ	170	T810ARN5	144	T07225FTPBR01	81
T12A200CNJ	161	T16N125N15	177	T810ARNB	144	T07225FTPBR05	81
T12A200PNB	157	T16N150FNB	170	T1010ARN1	144	T07225FTPGR	81
T12A225PNJ	157	T16N150FNJ	170	T1010ARN5	144	T07225FTPGR01	81
T12A237CNB	161	T16N150N17	177	T1010ARNB	144	T07225FTPGR03	81
T12A237CNJ	161	T16N150PFB	167	T07125WP1	74	T07225FTPGR04	81
T12A237T31	166	T16N150PFN	167	T07125WP5	74	T07225FTPRD01	81
T12A250PNB	157	T16N175N19	177	T07125WPB	74	T07225FTPTN	81
T12A250PNJ	157	T16N200FNB	170	T07125WPP	74	T07225FTPTN01	81
T12ACN1	136	T16N200FNJ	170	T07162FB1	80	T07225FTPTN02	81
T12ACN5	136	T16N200N21	177	T07162FB5	80	T07225FTPTN03	81
T12ACNB	136	T16N200PFB	167	T07162FBB	80	T07225FTPTN04	81

Alphabetical Index

T07225FTPWH01	81	T10250DB1	79	T14500WP1	71	W	
T07225FWP	74	T10250DB5	79	T14500WP5	71	WDB18QR3-R3	89
T07225WCI	75	T10250DBB	79	T14600WP1	71	WDPLUG2M	89
T07225WJI	75	T10250DT1	78	T14600WP5	71	WDPLUG-100	89
T07225WP1	74	T10250DT5	78	T14600WPB	71	WSC112S	216, 234
T07225WP5	74	T10250DTB	78	TB1440S	217	WSC114S-17	216, 234
T07225WPB	74	T10250WP1	72	TB1460S	217	WSCD3S	225
T07225WPP	74	T10250WP5	72	TB1475S	217	WSCD212S	225
T07300FB1	80	T10250WPB	72	TBG1245S	217, 235	WSCLT134S	216, 234
T07300FB5	80	T10300DB1	79	TBG1260R1500	115	WSCT212S	216, 225
T07300FBB	80	T10300DB5	79	TBG1260S	217, 235	WSF1LRVS	217, 247
T07300FWP	74	T10300DBB	79	TBG1445S	217, 235	WSF134LRVS	217, 247
T07300WCI	75	T10300DT1	78	TBG1460S	217, 235	WSHL134S7	216, 231
T07300WJI	75	T10300DT5	78	TBG1475S	217, 235	WSTD3S	216
T07300WP1	74	T10300DTB	78	TBP1245R50	115	WSV2S	216, 229
T07300WP5	74	T10300WP1	72	TBP1245R2000	115	WSV3S	216, 229
T07300WPB	74	T10300WP5	72	TBP1245S	217, 235	WSV134S	216, 229
T07300WPP	74	T10300WPB	72	TBP1260S	217, 235	WSV212S	216, 229
T7510ARN1	144	T10300WPP	72	TBP1460R50	115	WSVF2S	229
T7510ARN5	144	T10300WPB	72	TBP1460R1000	115	WSVF3S	229
T7510ARNB	144	T10350DB1	79	TBP1460S	217, 235	WSVF212S	229
T08100HDUC	120	T10350DB5	79	TBP1475R50	115		
T08100HDUM	120	T10350WP1	72	TBP1475R1000	115	X	
T08125DB1	79	T10350WPB	72	TBP1475S	235	X1B1016-4K	113
T08125WP1	72	T10350WPP	72	TBP1478S	217	X1B1214-3.5K	113
T08125WP5	72	T10450WPCM	72	TFP1475R50	116	X1S1016	217, 242
T08125WPB	72	T12100HDUC	120	TFP1475R1000	116	X1S1214	217, 242
T08162DB1	79	T12100HDUM	120	TFP1475S	217, 236	X34B1016-5K	113
T08162DB5	79	T12150HDUC	120	TFSTEP	210	XEQ34B1016C	114
T08162DBB	79	T12150HDUM	120	TOOLCASE-LG	210	XEQ34B1016M	114
T08162WP1	72	T12200HDUC	120	TRX20FP	92	XLQ114B1224-2K	111
T08162WPB	72	T12200HDUM	120	TRX20GP	92	XLQ114B1224-250	111
T08162WPP	72	T12250HDUC	120	TRX20HG	92	XLQ114T1224	217, 240
T08175FS75BR01	94	T12250HDUM	120	TRX20IM	92	XMQ114B1224-2K	112
T08175FS75BR05	94	T12250WP1	71	TRX20LR	92	XMQ114S1224	217, 241
T08175FS75GR	94	T12250WP5	71	TRX20MD	92	XQ1B1016-4K	113
T08175FS75GR01	94	T12250WPB	71	TRX20PG	92	XQ1S1016	217, 242
T08175FS75GR04	94	T12300HDUC	120	TRX20RS	92	XQ1S1214	217, 242
T08175FS75RD	94	T12300HDUM	120	TRX20SD	92	XU34B1016-5K	113
T08175FS75RD01	94	T12300WP1	71	TRX20SR	92	XU34S1016	217, 242
T08175FS75TN	94	T12300WP5	71	TRX20TH	92		
T08175FS75TN01	94	T12300WPB	71	TRX20TT	92		
T08175FS75TN02	94	T12350WP1	71	TRX20VL	92		
T08175FS75TN03	94	T12350WP5	71	TRX20WB	92		
T08175FS75WH01	94	T12350WPB	71	TRX20WG	92		
T08200DB1	79	T12400HDUC	120	TRX100FP	92		
T08200DB5	79	T12400HDUM	120	TRX100GP	92		
T08200DBB	79	T12400WP1	71	TRX100HG	92		
T08200WP1	72	T12400WP5	71	TRX100IM	92		
T08200WP5	72	T12400WPB	71	TRX100LR	92		
T08200WPB	72	T12450WP1	71	TRX100MD	92		
T08200WPP	72	T12450WP5	71	TRX100PG	92		
T08250WPF1	72	T12450WPB	71	TRX100RS	92		
T08250WPF5	72	T12500WP1	71	TRX100SD	92		
T08250WPFB	72	T12500WP5	71	TRX100SR	92		
T08300WPF1	72	T12500WPB	71	TRX100TH	92		
T08300WPF5	72	T12600WP1	71	TRX100TT	92		
T08300WPFB	72	T12600WP5	71	TRX100VL	92		
T09150HWAC	119	T12600WPB	71	TRX100WB	92		
T09150HWAM	119	T14300WP1	71	TRX100WG	92		
T09150HWHC	119	T14300WP5	71	TSV214R70WH01	85		
T09150HWHM	119	T14350WP1	71				
T09200HWAC	119	T14350WP5	71	V			
T09200HWAM	119	T14350WPB	71	VSTX50SM	93		
T09200HWHM	119	T14400WP5	71	VSTX250SM	93		
T10200WP1	72	T14400WPB	71				
T10200WP5	72						
T10200WPB	72						

Simpson Strong-Tie Limited Warranty

Effective Date: March 18, 2021

This Limited Warranty applies to all Simpson Strong-Tie products ("Products") purchased after the Effective Date while this Limited Warranty remains in effect, other than those Simpson Strong-Tie products that have a separate Limited Warranty applicable to such products. For purchases after the Effective Date, please consult strongtie.com/limited-warranties, as this Limited Warranty may be updated by Simpson from time to time. All future purchases of Products are subject to the terms of the Limited Warranty in effect as of the purchase date.

This Limited Warranty must be read in conjunction with all applicable General Notes, General Instructions for the Installer, General Instructions for the Designer, Building Codes, Corrosion Information, and Terms & Conditions of Sale, along with any other information or specifications published by Simpson Strong-Tie Company Inc. ("Simpson") or available on the strongtie.com website ("Website") or on the product package, label or product manual. All of this information is referred to collectively as the "Simpson Strong-Tie Documentation." All applicable Simpson Documentation must be carefully reviewed each time any Product is used.

Simpson Strong-Tie warrants, to the original purchaser only, that each Product will be free from substantial defects in materials, manufacturing and design if properly specified, installed, and maintained, and when used in accordance with the design limits and the structural, technical, and environmental specifications in the Simpson Strong-Tie Documentation. This Limited Warranty is void and does not apply to any (a) Product purchased from an unauthorized dealer, retailer or distributor, (b) Product deterioration or damage due to environmental conditions or inadequate or improper handling, transportation, storage or maintenance, (c) cosmetic defects, including discoloration, (d) failure or damage caused by improper installation, application, mixing or preparation, (e) use of a Product in temperatures or environmental conditions outside the ranges specified for such Product in the Simpson Strong-Tie Documentation, (f) use of a Product outside of its shelf-life specifications, (g) normal wear and tear, (h) failure or damage caused by the use of a Product with any fasteners, pins, screwstrips, products or accessories other than authentic Simpson Strong-Tie products, (i) Product that was subjected to negligence or excessive or improper use, including any use not in accordance with the Simpson Strong-Tie Documentation, (j) failure or damage caused by the building site, foundation, or any third-party products, building materials or components, (k) failure or damage caused by use of a Product in a structure that has a design or other defect or that does not comply with all applicable building codes, laws, rules and regulations, (l) modified Product, or any nonstandard use or application of a Product, (m) failure or damage caused by corrosion, termites or other wood destroying organisms, animal or insect activity, wood fungal decay, rot, mold, mildew, exposure to chemicals or other hazardous substances, a corrosive environment or materials, inadequate moisture protection, or premature deterioration of building materials, (n) failure or damage caused by an act of God, including any hurricane, earthquake, tornado, lightning, ice, snow, high wind, flood or other severe weather or natural phenomena, (o) installation services or workmanship, including any failure or damage caused by installation of any Product, whether or not in accordance with the Simpson Strong-Tie Documentation, or (p) failure or damage caused by the gross negligence, willful misconduct, or other acts or omissions of the builder, general contractor, installer or any third party, including the building owner. Notwithstanding the foregoing, Simpson Strong-Tie disclaims and does not provide any warranty related to the design of any custom-order or non-catalog Product.

Although Products are designed for a wide variety of uses, Simpson Strong-Tie assumes no liability for confirming that any Product is appropriate for an intended use, and each intended use of a Product must be reviewed and approved by qualified professionals. Each Product is designed for the load capacities and uses listed in the Simpson Strong-Tie Documentation, subject to the limitations and other information set forth in the Simpson Strong-Tie Documentation.

Due to the particular characteristics of potential impact events such as earthquakes and high velocity winds, the specific design and location of the structure, the building materials used, the quality of construction, or the condition of the soils or substrates involved, damage may nonetheless result to a structure and its contents even if the loads resulting from the impact event do not exceed Simpson Strong-Tie's specifications and the Products are properly installed in accordance with applicable building codes, laws, rules and regulations.

Product demonstrations, training, operator examinations, technical and customer support and other services provided by Simpson Strong-Tie are based on Simpson Strong-Tie's present knowledge and experience, are

conducted for illustrative or instructive purposes only, do not constitute a warranty of Product capabilities, specifications or installation and do not modify the applicable Limited Warranty for Products set forth herein. Any services provided by Simpson Strong-Tie are provided without any representation or warranty of any kind, and Simpson Strong-Tie assumes no liability for any representations or statements made as part of such Product demonstrations, training, operator examinations or other services. In the event of any inconsistency between any information provided during any such demonstration or service, and the information in any applicable Simpson Strong-Tie Documentation, the information in the Simpson Strong-Tie Documentation shall govern. In the event of any inconsistency between any information provided on the Website, and the information in any other Simpson Strong-Tie Documentation, the information on the Website shall govern.

ALL WARRANTY OBLIGATIONS OF SIMPSON STRONG-TIE SHALL BE LIMITED, AT SIMPSON STRONG-TIE'S ABSOLUTE DISCRETION, TO EITHER REPAIRING THE DEFECTIVE PRODUCT OR PROVIDING A REPLACEMENT FOR THE DEFECTIVE PRODUCT. THIS REMEDY CONSTITUTES SIMPSON STRONG-TIE'S SOLE OBLIGATION AND LIABILITY AND THE SOLE AND EXCLUSIVE REMEDY OF PURCHASER AND, WITHOUT LIMITING THE GENERALITY OF THE FOREGOING, EXCLUDES ANY LABOR OR OTHER COSTS INCURRED IN CONNECTION WITH A WARRANTY CLAIM. PURCHASER ASSUMES ALL RISK AND LIABILITY ASSOCIATED WITH ANY USE OF THE PRODUCT, INCLUDING BUT NOT LIMITED TO SUITABILITY FOR ITS INTENDED USE.

THE LIMITED WARRANTY HEREIN IS EXPRESSLY IN LIEU OF ALL OTHER WARRANTIES, AND, WHERE LAWFUL, SIMPSON STRONG-TIE DISCLAIMS ALL OTHER WARRANTIES, INCLUDING BUT NOT LIMITED TO IMPLIED WARRANTIES OF MERCHANTABILITY AND FITNESS FOR A PARTICULAR PURPOSE AND WARRANTIES ARISING FROM COURSE OF PERFORMANCE, COURSE OF DEALING OR TRADE USAGE. IN NO EVENT WILL SIMPSON STRONG-TIE BE LIABLE FOR INCIDENTAL, CONSEQUENTIAL, PUNITIVE OR SPECIAL DAMAGES OR DIRECT OR INDIRECT LOSS OF ANY KIND, INCLUDING BUT NOT LIMITED TO PROPERTY DAMAGE, DEATH AND PERSONAL INJURY. SIMPSON STRONG-TIE'S ENTIRE LIABILITY IS LIMITED TO THE PURCHASE PRICE OF THE DEFECTIVE PRODUCT. SOME STATES DO NOT ALLOW LIMITATIONS ON HOW LONG AN IMPLIED WARRANTY LASTS, OR THE EXCLUSION OR LIMITATION OF INCIDENTAL OR CONSEQUENTIAL DAMAGES, SO THE ABOVE LIMITATION OR EXCLUSION MAY NOT APPLY TO YOU. THIS WARRANTY GIVES YOU SPECIFIC LEGAL RIGHTS, AND YOU MAY ALSO HAVE OTHER RIGHTS WHICH VARY FROM STATE TO STATE.

To obtain warranty service, you must contact Simpson Strong-Tie promptly at (800) 999-5099 or at Simpson Strong-Tie Company Inc., 5956 West Las Positas Boulevard, Pleasanton, CA 94588, regarding any potential claim, no later than sixty (60) days after you discover the potential claim. Upon request by Simpson Strong-Tie, you must provide Simpson Strong-Tie with: (a) proof of purchase and written records evidencing, in reasonable detail, the date and manner of installation, application, mixing and preparation of the Products, as applicable, (b) a reasonable opportunity to inspect the site where the Product was installed, and (c) samples of the Products from the actual installation in sufficient quantities in order for Simpson Strong-Tie to perform testing to determine whether or not the Product failed as set forth herein. Simpson Strong-Tie may, in its absolute discretion, request that you return the allegedly defective Products to Simpson Strong-Tie, in which case Simpson Strong-Tie will issue a Return Materials Authorization (RMA), which must be completed and returned to Simpson Strong-Tie with the Product. Simpson Strong-Tie is not responsible for any costs or expenses incurred in connection with any inspection (other than by Simpson Strong-Tie employees) or in connection with the return of Products to Simpson Strong-Tie, but Simpson Strong-Tie shall bear all costs and expenses incurred in connection with the shipment of replacement Products in the event that Simpson Strong-Tie determines that the Product should be replaced in accordance with this Limited Warranty. If Simpson Strong-Tie elects to repair or replace the Product, Simpson Strong-Tie shall have a reasonable time to do so.

No one is authorized to change or add to this Limited Warranty. If at any time Simpson Strong-Tie does not enforce any of the terms, conditions or limitations stated in this Limited Warranty, Simpson Strong-Tie shall not have waived the benefit of said term, condition or limitation and can enforce it at any time. This Limited Warranty is extended only to the original purchaser and is not transferrable. It is not intended nor shall it be construed to create rights in any third party.

Imagine any building project. Now imagine having exactly the fastening solution you need to build it. From load-rated structural screws to fasteners for everyday applications, our wide breadth of innovative, versatile Simpson Strong-Tie fastening solutions helps everyone from contractors to engineers to DIYers build stronger, faster and smarter.

You keep dreaming. We'll keep innovating.

Versatility at every dimension.



C-F-2023 Effective 1/1/2023 Expires 12/31/2024

© 2023 Simpson Strong-Tie Company Inc.