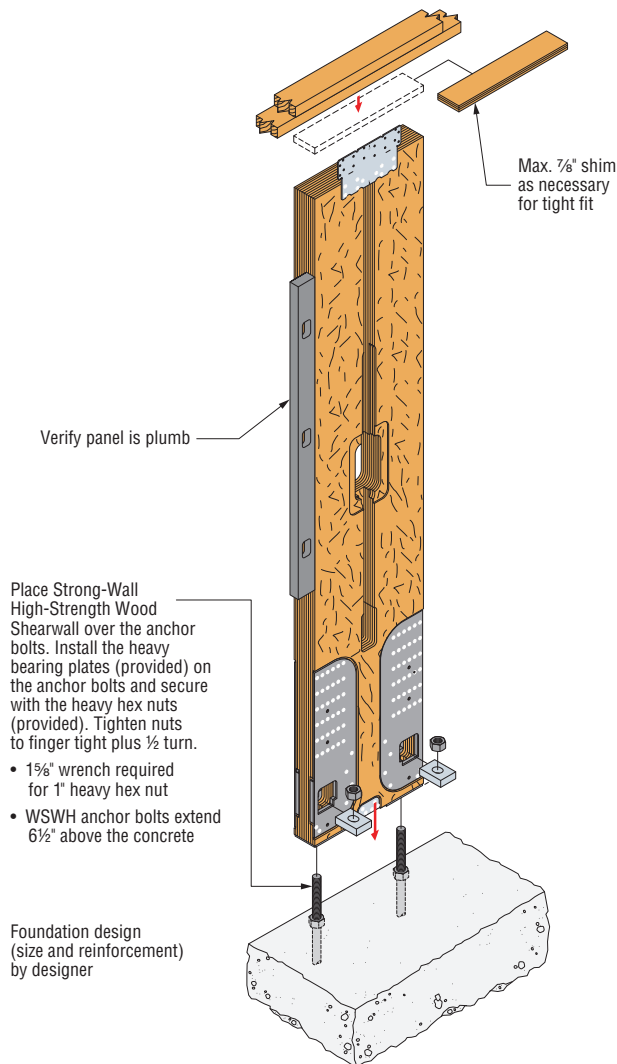


Strong-Wall® High-Strength Wood Shearwall Panels

Standard Strong-Wall High-Strength Wood Shearwall (WSWH) Installation

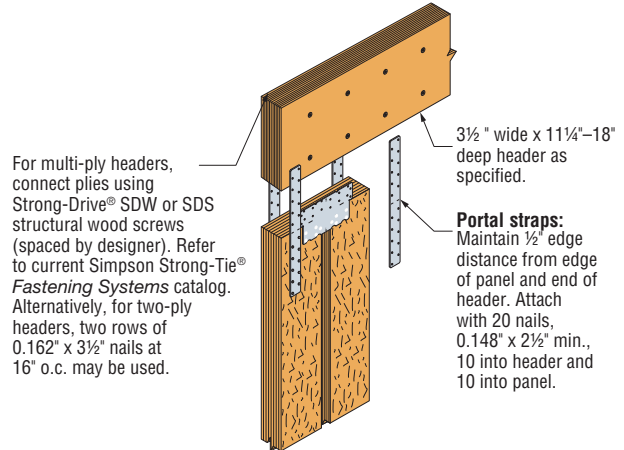
See p. 2 for top connection and allowable hole information.



When setting anchor bolts, use WSWH anchor bolts and WSWH anchor templates to ensure correct placement. Use the anchor bolt and template associated with the WSWH wall width. Refer to strongtie.com/wswh for details on the different anchor bolts and templates.

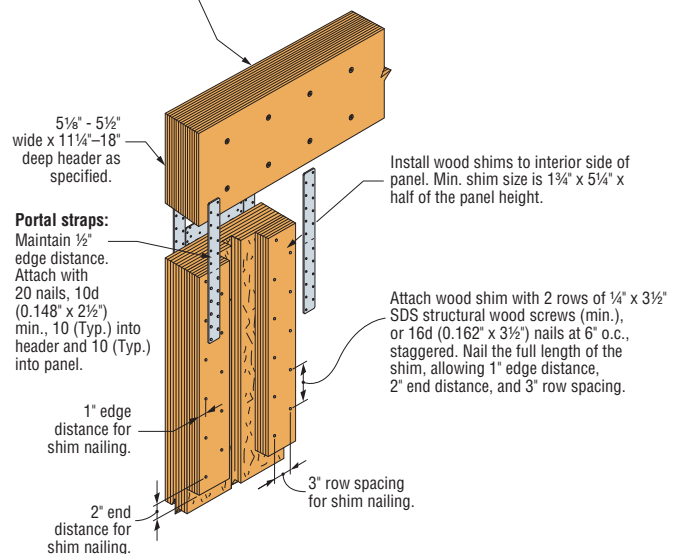
Portal-Frame Installation

STANDARD HEADER (3 1/2")

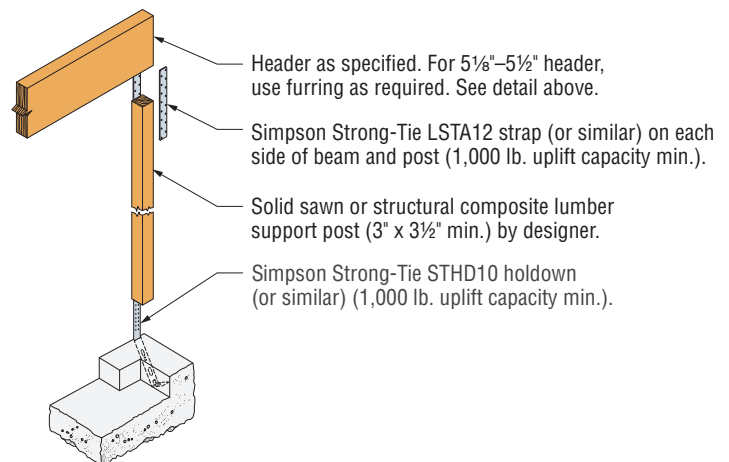


WIDE HEADER (5 1/8" – 5 1/2")

For multi-ply headers, connect plies using Strong-Drive SDW or SDS structural wood screws. Refer to current Simpson Strong-Tie Fastening Systems catalog.



PORTAL COLUMN

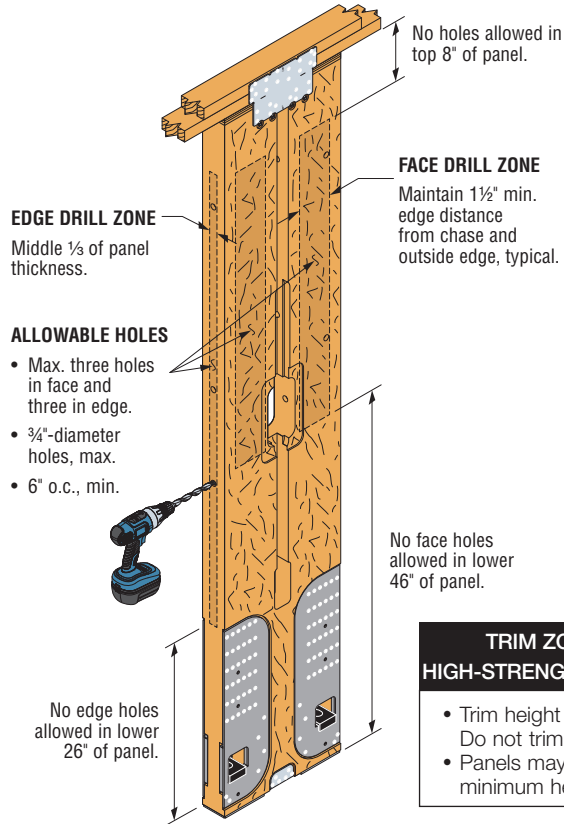


Strong-Wall® High-Strength Wood Shearwall Panels



Allowable Holes for Strong-Wall High-Strength Wood Shearwalls

ALLOWABLE SMALL HOLES



TRIM ZONES FOR STRONG-WALL HIGH-STRENGTH WOOD SHEARWALL PANELS

- Trim height from the top of the panel only. Do not trim the sides or bottom.
- Panels may be trimmed down to a minimum height of 74½".

ALLOWABLE LARGE HOLES

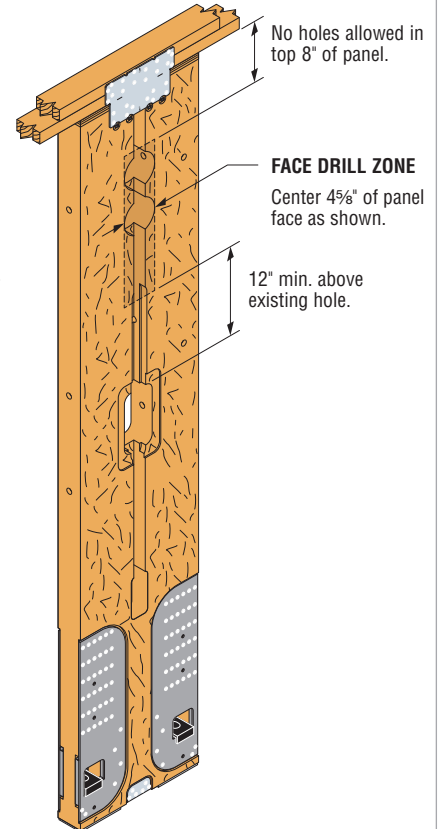
(in addition to allowable small holes at left)

ALLOWABLE HOLES for ALL PANELS EXCEPT WSWH24x7

- 4½"-diameter holes, max.
- Max. of two 4½"-diameter holes or one 4¼" x 12" hole.
- No min. o.c. spacing required.

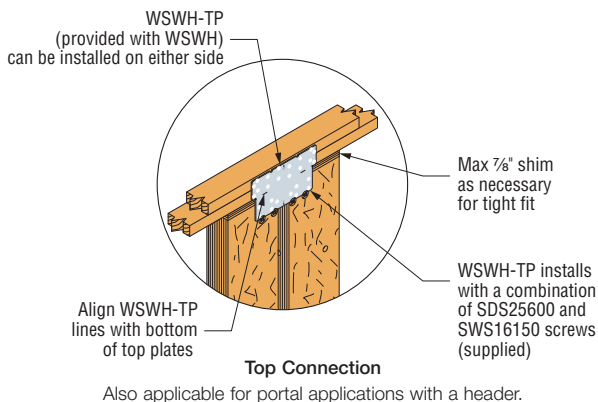
ALLOWABLE HOLES for WSWH24x7 PANEL ONLY

- Max. of one 4½" x 6" hole.
- 8" from top of panel, min.



TOP CONNECTION

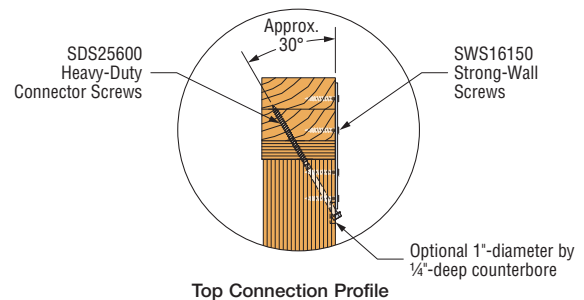
The top-of-wall connection is made with a single WSWH-TP shear transfer plate using a combination of SWS16150 Strong-Wall screws and Strong-Drive® SDS Heavy-Duty Connector screws.



WSWH-TP Fastener Table

| Model No. | Fastener Quantity | |
|-----------|-------------------|----------|
| | SWS16150 | SDS25600 |
| WSWH-TP12 | 14 | 2 |
| WSWH-TP18 | 26 | 4 |
| WSWH-TP24 | 46 | 8 |

Screws are supplied with the walls.



WARNING: Drilling, sawing, sanding or machining wood products generates wood dust. The paint and/or coatings on this product may contain titanium dioxide. Wood dust and titanium dioxide are substances known to the State of California to cause cancer. For more information on Proposition 65, visit oehha.ca.gov.