

**Spec Formliners, Inc.**

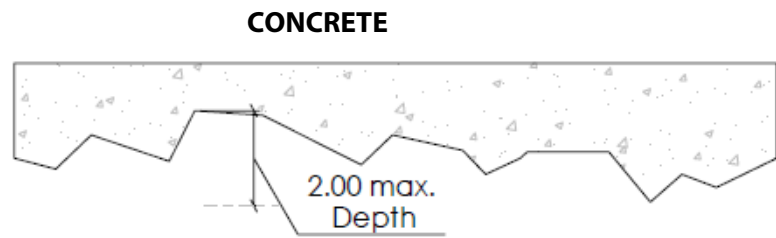
Impressive on Concrete

Pattern Number: **1550**

**Fractured Basalt**

2" (50mm) maximum depth

Pattern matched edges



Visit [www.specformliners.com](http://www.specformliners.com) for application guides and technical information

**ThermoSpec™**  
SINGLE OR MULTI-USE PLASTIC

Property	HIPS	ABS
Tensile D638	3700	5300
IFlexural D7905	-	9300
Hardness D786	-	105
<b>Material Weights - lbs/ft<sup>2</sup></b>		
0.070 MIL	0.110 MIL	0.150 MIL
0.393	0.621	0.843
<b>Thicknesses Available</b>		
0.070, 0.090, 0.110, 0.145, 0.155, 0.180		

**ElastoSpec Lite™** Semi-Elastomeric  
MULTI-USE MATERIAL


Property	ASTM	Rating
Shore A/D	D2240	40D/90A
Tensile	D412	1900 psi
Elongation	D412	300%
Tear Strength	D2370	23 MPa
<b>Material Weights - lbs/ft<sup>2</sup></b>		
Varies by Pattern		
<b>Maximum Thickness</b>		
1/4" + Relief		

**ElastoSpec™** 100% Solid Urethane  
BONDED TO 3/4" PLYWOOD

Property	ASTM	Rating
Shore A	D2240	55-65
Tensile	D412	1400 psi
Elongation	D638	600%
Tear Strength	D624	200 pli
<b>Material Weights - lbs/ft<sup>2</sup></b>		
Varies by Pattern		
<b>Maximum Thickness</b>		
1-1/8" + Relief		

Call for ThermoSpec™ Standard Panel Sizes on this pattern. Custom Sizes and Art Panels available

ElastoSpec™ Customized Panel Sizes and Art Panels



**Spec Formliners, Inc.**


Impressive on Concrete

Pattern Number: **1550**

## Fractured Basalt

2" (50mm) maximum depth

Pattern matched edges



**Note: Panels match top and bottom and side to side.**