


Pattern Number: **1639**

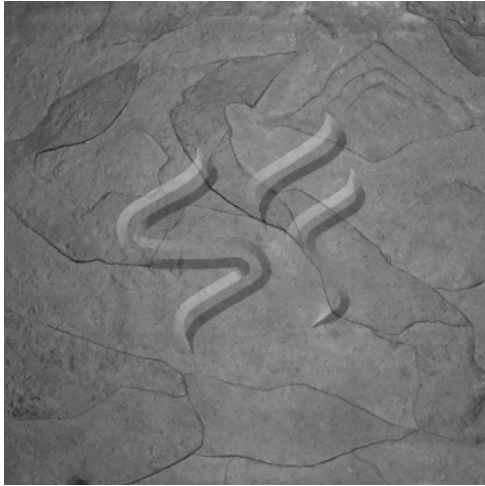
Erie Slate

**1/4" Max. Depth Slate
Texture**

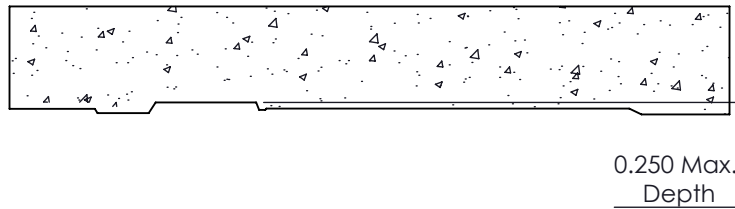


Spec Formliners, Inc.

Impressive on Concrete



CONCRETE



Visit www.specformliners.com for application guides and technical information

ThermoSpec™
SINGLE OR MULTI-USE PLASTIC

Property	HIPS	ABS
Tensile D638	3700	5300
IFlexural D7905	-	9300
Hardness D786	-	105
Material Weights - lbs/ft²		
0.070 MIL	0.110 MIL	0.150 MIL
0.393	0.621	0.843
Thicknesses Available		
0.070, 0.090, 0.110, 0.145, 0.155, 0.180		

ElastoSpec Lite™ Semi-Elastomeric
MULTI-USE MATERIAL

Property	ASTM	Rating
Shore A/D	D2240	40D/90A
Tensile	D412	1900 psi
Elongation	D412	300%
Tear Strength	D2370	23 MPa
Material Weights - lbs/ft²		
Varies by Pattern		
Maximum Thickness		
1/4" + Relief		

ElastoSpec™ 100% Solid Urethane
BONDED TO 3/4" PLYWOOD

Property	ASTM	Rating
Shore A	D2240	55-65
Tensile	D412	1400 psi
Elongation	D638	600%
Tear Strength	D624	200 pli
Material Weights - lbs/ft²		
Varies by Pattern		
Maximum Thickness		
1-1/8" + Relief		

Call for ThermoSpec™ Standard Panel Sizes on this pattern. Custom Sizes and Art Panels available
ElastoSpec™ Customized Panel Sizes and Art Panels