




StiffClip® PLC Installation Instructions: Panel Lift Clip




Cut slot in top track of panel.




Insert PLC through slot.




Attach StiffClip® PLC to stud through guide holes with approved screws.



Insert lifting cable through 1.5" hole.



Lift Panel into place.



Trim top of clip flush with the top track of installed panel.