

StiffClip® WC


Web Connector

The Steel Network, Inc. 
 www.steelnetwork.com
 1-888-474-4876

Material Composition

54mil: ASTM A1003/A1003M Structural Grade 50 (340) Type H, ST50H (ST340H): 50ksi (340MPa) minimum yield strength, 65ksi (450MPa) minimum tensile strength, 54mil minimum thickness (16 gauge, 0.0566" design thickness) with ASTM A653/A653M G90 (Z275) hot dipped galvanized coating.

118mil: ASTM A1003/A1003M Structural Grade 50 (340) Type H, ST50H (ST340H): 50ksi (340MPa) minimum yield strength, 65ksi (450MPa) minimum tensile strength, 118mil minimum thickness (10 gauge, 0.1242" design thickness) with ASTM A653/A653M G90 (Z275) hot dipped galvanized coating.



Tension / Compression Load Direction												
Screw Patterns with #12 Screw	WC350-54, 10" Length				WC350-118, 10" Length				WC550-54, 13" Length			
	2 Screws	4 Screws	6 Screws	8 Screws	2 Screws	4 Screws	6 Screws	8 Screws	4 Screws	6 Screws	8 Screws	10 Screws
33mil (20ga), 33ksi stud	104	153	248	1,300	376	752	1,128	1,504	118	184	327	737
33mil (20ga), 50ksi stud	104	153	248	1,300	544	1,088	1,632	2,176	118	184	327	737
43mil (18ga), 33ksi stud	104	153	248	1,300	560	1,120	1,680	2,240	118	184	327	737
43mil (18ga), 50ksi stud	104	153	248	1,300	810	1,618	2,430	3,240	118	184	327	737
54mil (16ga), 33ksi stud	104	153	248	1,300	788	1,576	2,364	3,152	118	184	327	737
54mil (16ga), 50ksi stud	104	153	248	1,300	1,097	1,618	2,620	4,552	118	184	327	737
68mil (14ga), 50ksi stud	104	153	248	1,300	1,097	1,618	2,620	4,936	118	184	327	737
97mil (12ga), 50ksi stud	104	153	248	1,300	1,097	1,618	2,620	4,936	118	184	327	737
Max Allowable Clip Load	1,300*				4,936**				737**			

Screw Patterns with #12 Screw	WC550-118, 13" Length				WC750-54, 16" Length					WC750-118, 16" Length				
	4 Screws	6 Screws	8 Screws	10 Screws	4 Screws	6 Screws	8 Screws	10 Screws	12 Screws	4 Screws	6 Screws	8 Screws	10 Screws	12 Screws
33mil (20ga), 33ksi stud	752	1,128	1,504	1,880	112	161	251	447	1,005	752	1,128	1,504	1,880	2,256
33mil (20ga), 50ksi stud	1,088	1,632	2,176	2,720	112	161	251	447	1,005	1,088	1,632	2,176	2,720	3,264
43mil (18ga), 33ksi stud	1,120	1,680	2,240	2,800	112	161	251	447	1,005	1,120	1,680	2,240	2,800	3,360
43mil (18ga), 50ksi stud	1,246	1,946	3,240	4,050	112	161	251	447	1,005	1,180	1,699	2,654	4,050	4,860
54mil (16ga), 33ksi stud	1,246	1,946	3,152	3,940	112	161	251	447	1,005	1,180	1,699	2,654	3,940	4,728
54mil (16ga), 50ksi stud	1,246	1,946	3,460	5,690	112	161	251	447	1,005	1,180	1,699	2,654	4,718	6,828
68mil (14ga), 50ksi stud	1,246	1,946	3,460	7,756	112	161	251	447	1,005	1,180	1,699	2,654	4,718	9,324
97mil (12ga), 50ksi stud	1,246	1,946	3,460	7,756	112	161	251	447	1,005	1,180	1,699	2,654	4,718	9,324
Max Allowable Clip Load	7,756**				1,005**					10,576**				

Table Notes:

- Design loads are for attachment of StiffClip WC to light gauge framing members only. Allowable load tables apply to tension and compression on StiffClip WC utilizing the fastener patterns shown on the next page.
 - All guide holes may not require fasteners. Number and size of fasteners used is based on fastener manufacturer's allowable load data, and is to be verified by the designer.
 - Allowable loads have not been increased for wind, seismic, or other factors.
 - For LRFD strengths contact TSN technical services.
- * Maximum allowable load is based on structural testing.
 ** Maximum allowable load is based on calculations.

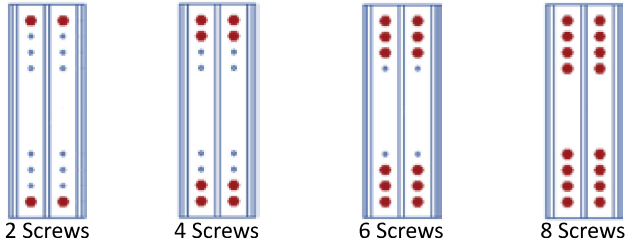
Load Direction



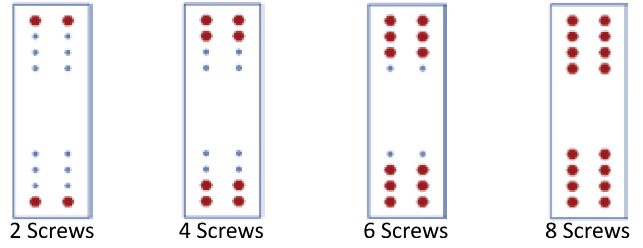
***StiffClip WC Screw Patterns are shown on next page.

Screw Patterns

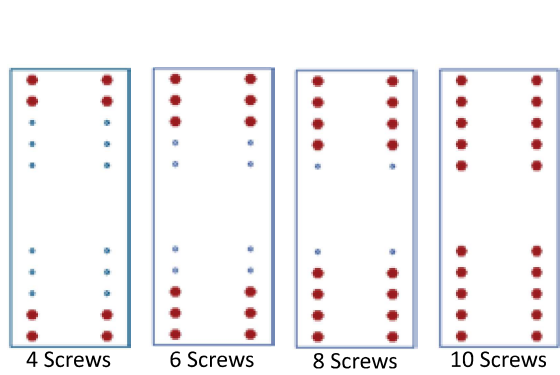
WC350-54




WC350-118



WC550-XX



WC750-XX



Nomenclature

StiffClip WC is designated by multiplying truss web stud depth in inches by 100, then listing material, thickness and length.

Example: 3½" truss web stud depth, 54mil steel thickness, 10" long

Designate: StiffClip® WC350-54 10"

Example Details

