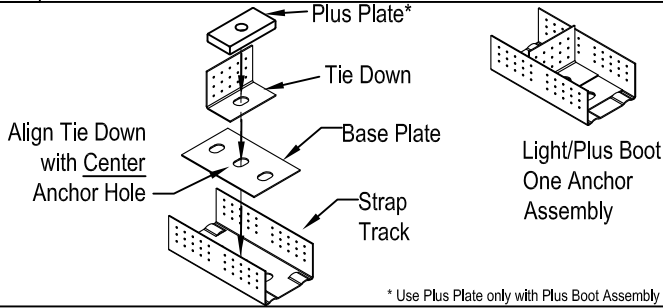


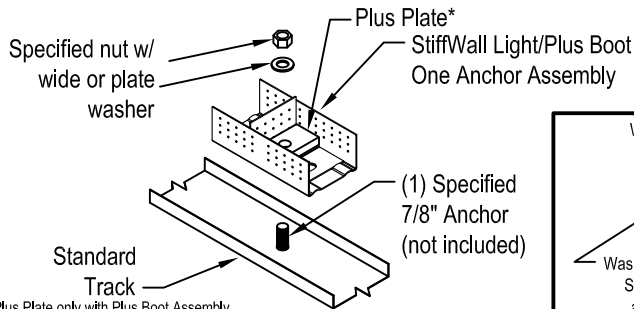
Option 1: One Anchor Bolt

1 For single anchor bolt installation, stack required components in the order shown from top to bottom, lining up the center anchor holes.



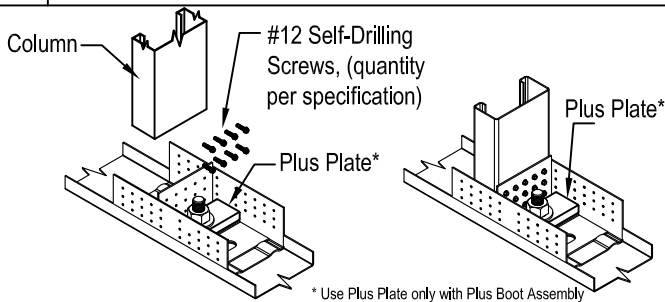
* Use Plus Plate only with Plus Boot Assembly

2 Install Boot in standard track at StiffWall Column location.



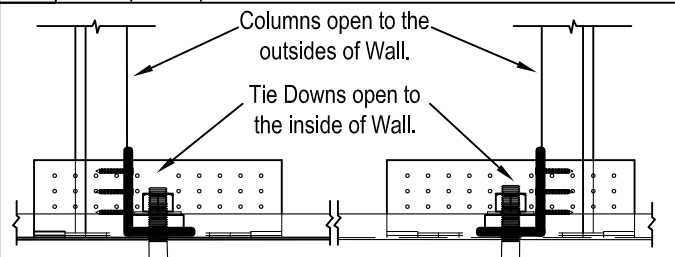
* Use Plus Plate only with Plus Boot Assembly

3 Attach StiffWall Column to StiffWall Boot.



* Use Plus Plate only with Plus Boot Assembly

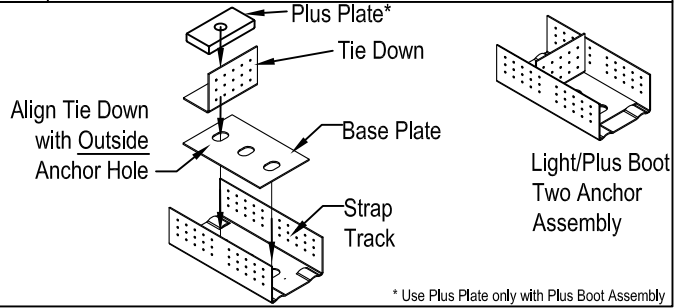
4 Continue traditional framing methods until the 2nd StiffWall Column, then repeat steps 1-3. Take care to orient the Boots as shown below.



* Use Plus Plate only with Plus Boot Assembly

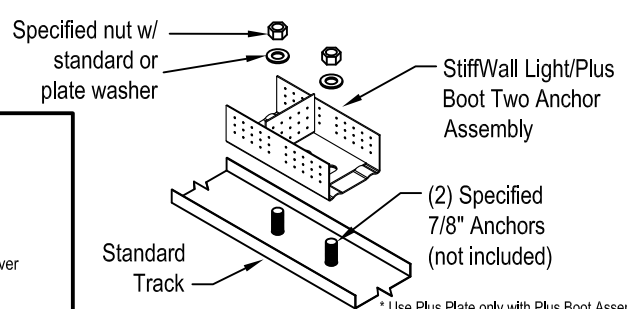
Option 2: Two Anchor Bolts

1 For two anchor bolt installation, stack required components in the order shown from top to bottom, lining up the outermost anchor holes.



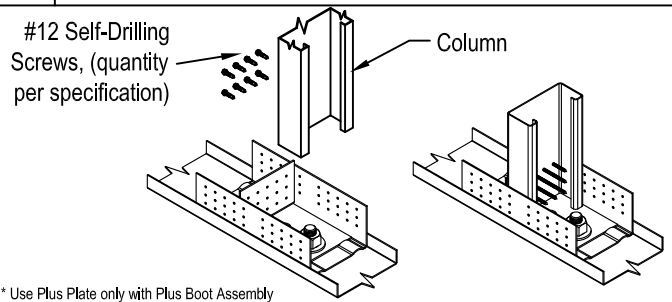
* Use Plus Plate only with Plus Boot Assembly

2 Install Boot in standard track at StiffWall Column location.



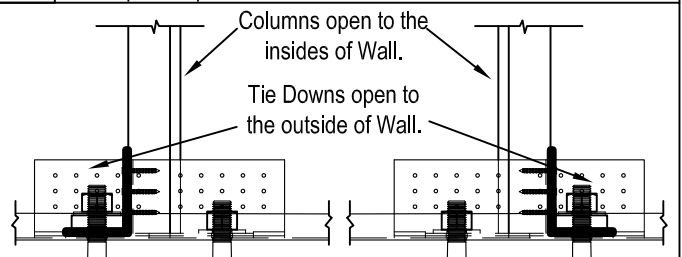
* Use Plus Plate only with Plus Boot Assembly

3 Attach StiffWall Column to StiffWall Boot.



* Use Plus Plate only with Plus Boot Assembly

4 Continue traditional framing methods until the 2nd StiffWall Column, then repeat steps 1-3. Take care to orient the Boots as shown below.



* Use Plus Plate only with Plus Boot Assembly

5 For both Options, align and tighten the flat strap, and attach through StiffWall Strap Track.

