

Disinfecting Guidelines:




Armstrong CleanAssure™ Family of Products



The CleanAssure™ family of products includes panels, suspension systems, and trim that can be disinfected using CDC recommended and EPA-approved disinfectants. Due to the potential impact on the finish, please follow the specific guidance below:



Many commercially available disinfectant cleaning solutions are available however we have specifically chosen and tested the options noted in this document to ensure they do not discolor our products with repeated disinfecting.




- It is recommended that only clear cleaners be used, as dyed liquids can permanently discolor the finish of the ceiling tiles.
- Cleaning is only recommended for the finished face of the board.
- The panels should never be soaked in water or other liquids, as this can have an adverse effect on board integrity.
- Use the safety recommendations for gloves and eye protection that are given by the manufacturer of the cleaner and cleaning equipment.




Product	FOG 		SPRAY 		WIPE 	
	Fiberlock Technologies, Inc. – ShockWave™ – Diluted 2 oz per gallon	Diversey™ – Morning Mist™ Neutral Disinfectant Cleaner – Diluted 2 oz per gallon	Bleach – 0.12%	Diversey™ – Morning Mist™ Neutral Disinfectant Cleaner – Diluted 0.085%	Diversey™ – Morning Mist™ Neutral Disinfectant Cleaner – Diluted 0.085%	Hydrogen Peroxide – 3%
AcoustiBuilt® Ceiling Panels Wall Panels	•	•	•			
Axiom® Axiom® Direct Light Coves Axiom® Indirect Light Coves for Specialty Ceilings Axiom® Direct Light Coves for Specialty Ceilings Axiom® Indirect Field Light Coves Axiom® Indirect Light Coves Axiom® Indirect Light Ledge Axiom® Knife Edge® Axiom® Moldings & Column Rings Axiom® Paired Axiom® Transitions Axiom® Vector Axiom® for Interlude®	•	•	•	•		•
Backstage Noir®	•	•				
Calla® Calla® High CAC Calla® High NRC Calla® PrivAssure® Calla® Shapes for DesignFlex® Calla® Vector®	•	•				
Calla® Health Zone™ Calla® Health Zone™	•	•		•	•	

Product	FOG 		SPRAY 		WIPE 	
	Fiberlock Technologies, Inc. – ShockWave™ – Diluted 2 oz per gallon	Diversey™ – Morning Mist™ Neutral Disinfectant Cleaner – Diluted 2 oz per gallon	Bleach – 0.12%	Diversey™ – Morning Mist™ Neutral Disinfectant Cleaner – Diluted 0.085%	Diversey™ – Morning Mist™ Neutral Disinfectant Cleaner – Diluted 0.085%	Hydrogen Peroxide – 3%
Calla® Calla® Health Zone™ AirAssure®	•	•		•	•	
CastWorks™ Metaphors® Ceiling Panels Coffers		•		•		
Ceramaguard® Ceramaguard® Fine Fissured™	•	•	•		•	
Cirrus® Cirrus® High NRC	•	•			•	
Clean Room™ Clean Room™ FL Clean Room™ VL Clean Room™ FL for Prelude® XL Max®	•	•	•		•	•
Clean Room™ Clean Room™ Aluminum and Steel Suspension Systems						
Continuous Load Path (CLP) for Prelude® XL®	•	•	•		•	•
Drywall & AcoustiBuilt® Trim Kit	•	•	•	•		•
DynaMax® Structural Grid DynaMax® DynaMax® Plus	•	•	•	•		•
FeltWorks® FeltWorks® Acoustical Panels FeltWorks® Blades – HookOn FeltWorks® Blades – VarAffix™ FeltWorks® Open Cell			•			
Fine Fissured™ for Prelude® XL Max®		•				
Infusions™ Resilient Partitions						•
Interlude® XL® HRC Dimensional Tee	•	•	•	•		•
InvisAcoustics™		•				
Kitchen Zone™	•	•	•		•	•

Product	FOG 		SPRAY 		WIPE 	
	Fiberlock Technologies, Inc. – ShockWave™ – Diluted 2 oz per gallon	Diversey™ – Morning Mist™ Neutral Disinfectant Cleaner – Diluted 2 oz per gallon	Bleach – 0.12%	Diversey™ – Morning Mist™ Neutral Disinfectant Cleaner – Diluted 0.085%	Diversey™ – Morning Mist™ Neutral Disinfectant Cleaner – Diluted 0.085%	Hydrogen Peroxide – 3%
Lyra® Lyra® Plant Based (PB) Lyra® Capz™ Lyra® Concealed Lyra® PB Direct Apply Lyra® PB Shapes for DesignFlex® Lyra® PB High CAC Lyra® Vector®	•	•				
MetalWorks™ MetalWorks™ 3D MetalWorks™ Blades – Classics MetalWorks™ Canopies MetalWorks™ Capz™ MetalWorks™ Clip-on MetalWorks™ Concealed MetalWorks™ Immix™ Blades Linear MetalWorks™ Linear – Classics MetalWorks™ Linear – Diverge™ MetalWorks™ Linear – Synchro™ MetalWorks™ Shapes for DesignFlex® MetalWorks™ Tegular MetalWorks™ Torsion Spring MetalWorks™ Torsion Spring Shapes MetalWorks™ Vector® & Vector® Exterior MetalWorks™ for DesignFlex® Tegular MetalWorks™ Mesh Expanded Metal Welded Wire Woven Wire	•	•	•			•
Optima® Capz™	•	•				
Optima® Health Zone™		•	•		•	
Optima® PB Health Zone™ Walls		•	•		•	

Product	FOG 		SPRAY 		WIPE 	
	Fiberlock Technologies, Inc. – ShockWave™ – Diluted 2 oz per gallon	Diversey™ – Morning Mist™ Neutral Disinfectant Cleaner – Diluted 2 oz per gallon	Bleach – 0.12%	Diversey™ – Morning Mist™ Neutral Disinfectant Cleaner – Diluted 0.085%	Diversey™ – Morning Mist™ Neutral Disinfectant Cleaner – Diluted 0.085%	Hydrogen Peroxide – 3%
Optima® Optima® Lay-in & Tegular Optima® PB Shapes for DesignFlex® Optima® PB Optima® Concealed Optima® Vector®		•				
Prelude® Prelude® Concealed Prelude® ML 15/16" Exposed Tee Prelude® Plus XL® Aluminum 15/16" Exposed Tee Prelude® Plus XL® Stainless Steel 15/16" Exposed Tee Prelude® XL® 15/16" Exposed Tee Plus XL Prelude® XL® 15/16" for Exterior Applications Prelude® Fire Guard™ 15/16" Exposed Tee Prelude® XL® High Recycled Content Prelude® XL Max®	•	•	•	•	•	•
School Zone® Fine Fissured™		•		•		
School Zone® Fine Fissured™ AirAssure®		•		•		
Silhouette® Silhouette® XL® 9/16" Bolt Slot – 1/4" Reveal 1/8" Reveal	•	•	•	•	•	•
SingleSpan™ Acoustical Corridor System	•	•	•	•	•	•
Soundsoak® Soundsoak® 60 Mineral Fiber Soundsoak® 85 Fiberglass	•					
Suprafine® Suprafine® 9/16" Exposed Tee Suprafine® XL® 9/16" Exposed Tee Suprafine® XL® Fire Guard™ 9/16" Exposed Tee Suprafine® XL® High Recycled Content Suprafine® XM 9/16" Exposed Tee System for Shapes	•	•	•	•	•	•

	FOG 		SPRAY 		WIPE 	
Product	Fiberlock Technologies, Inc. – ShockWave™ – Diluted 2 oz per gallon	Diversey™ – Morning Mist™ Neutral Disinfectant Cleaner – Diluted 2 oz per gallon	Bleach – 0.12%	Diversey™ – Morning Mist™ Neutral Disinfectant Cleaner – Diluted 0.085%	Diversey™ – Morning Mist™ Neutral Disinfectant Cleaner – Diluted 0.085%	Hydrogen Peroxide – 3%
TechZone® with Calla® Field Panels Lyra® PB Field Panels Lyra® PB Technical Panels Optima® Field Panels Optima® Technical Panels Ultima® Technical Panels		•				
TechZone® with MetalWorks™ Field Panels MetalWorks™ Technical Panels WoodWorks® Field Panels WoodWorks® Technical Panels Ultima® Field Panels		•	•		•	
Tectum® Tectum® Blades & Baffles Tectum® Clouds & Shapes Tectum® Create!™ Tectum® Direct-Attach Tectum® DesignArt™ Tectum® DesignArt™ – Lines Tectum® DesignArt™ – Shapes Tectum® DesignArt™ – Lines High NRC Tectum® High NRC Tectum® Finale™ Tectum® Finale™ PB Tectum® Lay-in Tectum® Tegular	•	•				


Product	FOG 		SPRAY 		WIPE 	
	Fiberlock Technologies, Inc. – ShockWave™ – Diluted 2 oz per gallon	Diversey™ – Morning Mist™ Neutral Disinfectant Cleaner – Diluted 2 oz per gallon	Bleach – 0.12%	Diversey™ – Morning Mist™ Neutral Disinfectant Cleaner – Diluted 0.085%	Diversey™ – Morning Mist™ Neutral Disinfectant Cleaner – Diluted 0.085%	Hydrogen Peroxide – 3%
Ultima® Ultima® AirAssure® Ultima® High NRC Ultima® Lay-in & Tegular Ultima® Shapes for DesignFlex® Ultima® Vector® Ultima® with Prelude® XL Max® Ultima® Templok®		•				
Ultima® Ultima® Health Zone™ AirAssure®		•	•		•	
Ultima® Ultima® Health Zone™ High NRC		•	•		•	
WoodWorks® WoodWorks® Channeled Planks WoodWorks® Concealed WoodWorks® Grille – Classics WoodWorks® Grille – Forté WoodWorks® Grille Tegular WoodWorks® Linear Solid Wood Panels WoodWorks® Linear Tegular WoodWorks® Linear Veneered Closed WoodWorks® Linear Veneered Panels WoodWorks® Linear Veneered Open WoodWorks® Open Cell WoodWorks® Shapes for DesignFlex® WoodWorks® Tegular WoodWorks® Torsion Spring WoodWorks® Vector®	•	•	•	•	•	•

Follow CDC and EPA recommended dwell time for all disinfectant cleaners.
HealthZone™ Create!™ products cannot be cleaned with disinfectant cleaners.

Disinfectant Methods

Fog

- Use the equipment manufacturer's instructions regarding distance from the surface, protective gear, and ventilation.
- If another cleaner has been used in the fogging equipment, be sure to thoroughly clean the equipment before use to avoid potential contamination of the board surface with a non-compatible or staining cleaner.
- Remove any obvious dirt before evenly applying cleaner.
- Wipe dry with a clean, white microfiber cloth. Alternatively, the board may be air dried.



Spray

- Remove any obvious dirt before applying liquid cleaner.
- Use the concentration of the cleaner as provided in table on former pages.
- Spray the recommended disinfectant evenly over the board surface.
- Wipe with a dry, white microfiber cloth after recommended dwell time (typically 10 minutes).



Wipe

- Remove any obvious dirt before applying liquid cleaner.
- Use the concentration of the cleaner as provided in the table on former pages.
- Apply cleaner to a sponge or cleaning cloth. Squeeze out excess liquid until the sponge or cloth is damp.
- Gently and evenly wipe the cleaner across the board surface with the damp sponge or cloth. Use even strokes, up to 5 passes across a single position along the surface. Do not exceed the time of exposure recommended by the cleaner manufacturer (typically 10 minutes).
- Wipe with a clean, white microfiber cloth to remove excess liquid.
- Allow the board to finish drying.



Note: If liquid is not removed, it may stain the board surface over time.

Disclaimer

Cleaning conditions and aesthetics may be impacted by additional site conditions. These instructions pertain only to the maintenance of the aesthetics and integrity of Armstrong Ceiling Solutions products. Please consult the manufacturer's instructions and guidance regarding any cleaning product or disinfectant product for use and efficacy.