
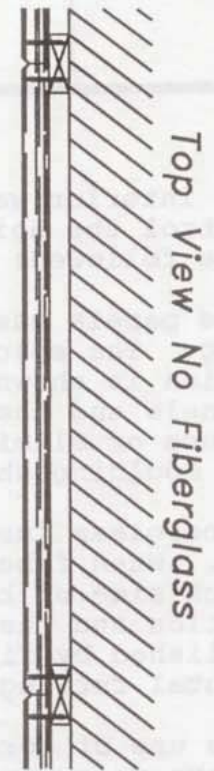


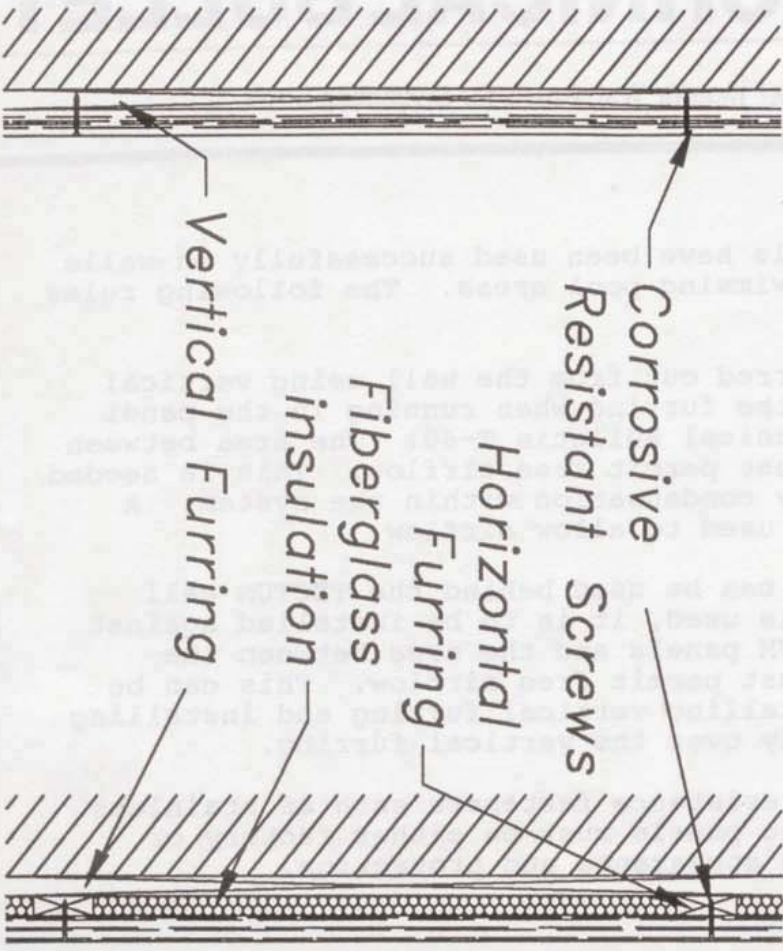
Tectum Interior Wall Panels have been used successfully on walls to control the noise in swimming pool areas. The following rules must be followed:

- 1) The panels must be furred out from the wall using vertical furring. The spacing of the furring when running in the panel direction is shown in Technical Bulletin T-60. The area between the panels and the wall must permit free airflow. This is needed to reduce or eliminate any condensation within the system. A vented molding should be used to allow airflow.
- 2) In swimming pools and all high-humidity applications, Tectum panels must be a minimum of 1 1/2" thick. Panels 1 1/2" or thicker are not restricted by humidity conditions.
- 3) Tectum Finalé Wall Panels, with 1 1/2" thick face board, are approved for use in high-humidity applications. The SoniCor insert is 100% recycled content and will not be affected by the high-humidity.
- 4) Fiberglass insulation can be used behind the Tectum Wall Panels. When fiberglass is used, it is to be installed against the backside of the Tectum panels and the area between the insulation and the wall must permit free airflow. This can be accomplished by first installing vertical furring and installing horizontal furring directly over the vertical furring.
- 5) The use of corrosive resistance fasteners such as stainless steel is recommended. The panels must be either factory or field painted for enhanced appearance and protection.



Side View No Fiberglass

Side View with Fiberglass



Tectum Interior Panels mounted on walls in a swimming pool must have a venting space between the wall and the panel or when fiberglass insulation is used behind the panel, between the wall and the insulation. Typically the top is left open and the bottom uses a vented or perforated molding. This allows for air flow behind the panel and reduces the chance of condensation on the wall or in the panel. Corrosive resistant screws are recommended. Furring strip spacing for vertical applications is found in Technical Bulletin T-60.

REVISIONS			
NO.	DATE	BY	REMARKS

	<b>Swimming Pool Installations</b>
DATE 5/19/98 DRAWN LDB APPROVED	SCALE none CHECKED
DRAWING NUMBER 1-15 CAD FILED poolnfp	