


**TELLING<sup>®</sup>**



**BUILDSTRONG<sup>™</sup>**

**TRADITIONAL METAL DRYWALL FRAMING**



## PRODUCT IDENTIFICATION - SECTION PROPERTIES

All Telling Industries products contain a four part identification code. This identifies the size (both depth and flange/leg height), style, and material thickness of each member.

### MEMBER DEPTH:

(Example: 3-5/8" = 3.625" ~ 362 x 1/100 inches)


All member depths are taken in 1/100 inches.

For all "T" Sections, member depth is the inside to inside dimension.

### MATERIAL THICKNESS:

(Example: 0.030 in = 30 mils; 1 mil = 1/1000 in.)

Material thickness is the minimum base metal thickness in mils. Minimum base metal thickness represents 95% of the design thickness.



### FLANGE WIDTH:

(Example: 1-1/4" = 1.25" ~ 125 x 1/100 inches)

All flange widths are taken in 1/100 inches.

### STYLE:

(Example: Stud or Joist section = S)

The five alpha characters utilized by the designator system are:

S = Stud or Joist Sections

T = Track Sections

CRC = Channel Sections

DWFC = Furring Channel Sections

## THICKNESS - STEEL COMPONENTS

Minimum Thickness <sup>1</sup> (mils)	Design Thickness (in)	Inside Corner Radii (in)	Reference Only Gauge Number
18	0.0188	0.0843	25
27	0.0283	0.0796	22
30	0.0312	0.0781	20 - Drywall
33	0.0346	0.0764	20 - Structural

**Note:** Minimum thickness represents 95% of the design thickness and is the minimum acceptable thickness delivered to the job site.

## DESIGN STIFFENING LIP LENGTH

Section	Flange Width	Design Stiffening Lip Length (in)
S125	1 1/4"	0.188

## RAW MATERIAL INFORMATION

All Telling Industries products are formed from steel with a minimum yield strength of 33 or 50 KSI (1000 lbs. per square inch). All products contained in this brochure are engineered to meet the 2012 Edition of the AISI (American Iron and Steel Institute) North American Specification for the Design of Cold-Formed Steel Structural Members. The same document was used to calculate the physical and structural properties of all products listed herein via allowable stress design criteria.

## TECHNICAL ASSISTANCE

Technical assistance is available to Telling

Industries customers when requested. A Telling Industries representative or design professional can review project specific load conditions and determine deflection criteria and lateral bracing conditions not discussed herein. Further, our representatives can assist purchasers and designers in economic applications for maximum efficiency.

All information contained in this brochure is intended as a general guide for using Telling Industries' products. This information should not be used in design or assembly without an independent assessment by a qualified design professional. Such an assessment is necessary to verify the

suitability of a particular product for use in any load bearing application. Telling Industries assume no liability for failure resulting from the use or misapplications of any information contained herein. Detail drawings contained herein are for information only. Telling Industries reserve the right to make modifications, changes, additions or deletions to the information on any of our products without prior notice or obligation. For the latest product information or to verify availability, contact a Telling Industries representative. This brochure contains the latest information available at the time of printing.

## GENERAL NOTES FOR ALL TABLES

1. Where AISI S100-12 is referenced, it is the "North American Specification for the Design of Cold-Formed Steel Structural Members", 2012 Edition, with US provisions.
2. The strength increase from cold work of forming has been incorporated for flexural strength per Section A7.2 of AISI S100-12.
3. The effective moment of inertia for deflection is calculated at a stress which results in a section modulus such that the stress times the section modulus at that stress is equal to the allowable moment. AISI S100-12 Specification Procedure 1 for serviceability determination has been used. Increases in the effective moment of Inertia ( $I_{xe}$ ) may be possible at lower stress levels. Any modified values would be required to be calculated by a qualified engineer.
4. Various sections may be manufactured with yield points of 33 or 50 ksi. The yield point used for calculations are listed in the tables.
5. For sections available in both 33 and 50 ksi, the specifier must be clearly indicate which yield point is required. For example: 362S162-68 (50ksi).
6. When provided, factory punchouts will be located along the centerline of the webs of the members and will have a minimum center-to-center spacing of 24 inches. Punchouts for members greater than 2.5 inches deep are a maximum of 1.5 inches wide x 4 inches long. Members with depths 2.5 inches and smaller are maximum of 3/4 inches wide x 4 inches long.

## INTERIOR NON-STRUCTURAL, NON-COMPOSITE WALL HEIGHT TABLES NOTES

1. Lateral loads have not been modified for deflection checks.
2. For lateral pressures  $\leq 10$  psf, safety factors have been based on  $0.9\Omega$  per AISI S220-11, B1(a). For 15 psf,  $\Omega$  has not been modified.
3. Flexural strength taken as the minimum of local buckling and distortional buckling allowable moments, adjusted as indicated in Note 2.
4. For distortional buckling allowable moment,  $k_f = 0$ .
5. Limiting non-composite heights noted as "FULLY BRACED" based on continuous support of each flange over the full length of the stud.
6. Limiting non-composite heights noted as "BRACED AT 48" o.c." based on properly attached bridging or blocking at a maximum 48" oc spacing.
7. Moment of inertia for deflection is calculated at the maximum service level stress for the height listed. Note that this value may be higher than the effective  $I_{xx}$  listed in section property tables.
8. Limiting non-composite heights are based on steel properties only.
9. Web crippling check based on 1 inch end bearing. Where listed limiting heights are followed by "e", web stiffeners are required.
10. Shear and web crippling capacity have not been reduced for punch-outs.

## GROSS PROPERTIES

- $I_{xx}$ :** Moment of inertia of gross section about the X-X axis (strong axis).  
 **$R_x$ :** Radius of gyration of the gross section about the X-X axis.  
 **$I_{yy}$ :** Moment of inertia of gross section about the Y-Y axis (weak axis).

- $R_y$ :** Radius of gyration of the gross section about the Y-Y axis.

## EFFECTIVE PROPERTIES

- $I_{xx}$ :** Effective moment of inertia about the X-axis.  
 **$S_{xx}$ :** Effective section modulus about the X-X axis (strong axis)  $\sigma = F_y$ .  
 **$M_a-L$ :** Allowable Bending Moment - Based on the effective section modulus and the allowable stress including the strength increase from the cold-work of forming (Section A7.2) where applicable.  
 **$M_a-D$ :** Allowable Bending Moment - Based on Distortional Buckling Strength calculated per AISI section C3.1.4  
 **$V_{ag}$ :** Allowable strong axis shear away from punchout, calculated in accordance with AISI Section C3.2.1.  
 **$V_{aNet}$ :** Allowable strong axis shear at punchout, calculated in accordance with AISI Section C3.2.2.

## TORSIONAL AND OTHER PROPERTIES

- $J_x1000$ :** St. Venant Torsional Constant.  
 **$C_w$ :** Torsional warping constant.  
 **$m$ :** Distance from shear center to mid-plane of web.  
 **$X_o$ :** Distance from the shear center to the centroid along the principal X-axis.  
 **$R_o$ :** Polar radius of gyration about the centroidal principal axis.  
 **$b$ :**  $1 - (X_o/R_o)^2$   
 **$L_u$ :** The longest weak axis ( $L_y$ ) and torsional ( $L_t$ ) unbraced length at which lateral torsional buckling is restrained in accordance with AISI C3.1.2.1.

# INTERIOR NON-STRUCTURAL SECTION PROPERTIES - STUDS (S)



Section	GROSS PROPERTIES								EFFECTIVE PROPERTIES							TORSIONAL PROPERTIES						
	Thickness (in)	Fy (ksi)	Area (in <sup>2</sup> )	Weight (lb/ft)	Ixx (in <sup>4</sup> )	Rx (in)	Iyy (in <sup>4</sup> )	Ry (in)	Ixx (in <sup>4</sup> )	Sxx (in <sup>3</sup> )	Ma-L (in-k)	Ma-D (in-k)	Kfc (in-lb/in)	Vag (lb)	VaNet (lb)	Jx1000 (in <sup>4</sup> )	Cw (in <sup>6</sup> )	Xo (in)	m (in)	Ro (in)	β	Lu (in)
162S125-18	0.0188	33	0.08	0.27	0.038	0.686	0.016	0.447	0.034	0.031	0.61	0.65	0.0	302	100	0.009	0.009	-1.029	0.594	1.315	0.388	29.0
162S125-27	0.0283	33	0.12	0.41	0.056	0.682	0.023	0.443	0.055	0.053	1.05	1.14	0.0	494	106	0.032	0.013	-1.017	0.587	1.302	0.390	29.1
162S125-30	0.0312	33	0.13	0.45	0.061	0.681	0.026	0.441	0.060	0.060	1.19	1.29	0.0	543	106	0.043	0.014	-1.014	0.585	1.298	0.390	29.2
162S125-33	0.0346	33	0.15	0.49	0.067	0.679	0.028	0.440	0.066	0.069	1.37	1.48	0.0	601	105	0.058	0.016	-1.010	0.583	1.294	0.391	29.2
250S125-18	0.0188	33	0.10	0.33	0.099	1.014	0.019	0.439	0.089	0.059	1.17	1.03	20.9	258	196	0.011	0.023	-0.904	0.543	1.427	0.599	29.0
250S125-27	0.0283	33	0.14	0.49	0.147	1.009	0.027	0.434	0.144	0.097	1.92	1.82	30.3	685	344	0.039	0.034	-0.893	0.536	1.416	0.602	28.9
250S125-30	0.0312	33	0.16	0.54	0.161	1.008	0.030	0.433	0.159	0.110	2.17	2.09	31.6	832	378	0.052	0.037	-0.889	0.534	1.412	0.603	28.9
250S125-33	0.0346	33	0.18	0.60	0.178	1.006	0.033	0.431	0.175	0.125	2.48	2.41	33.3	975	399	0.070	0.040	-0.885	0.532	1.408	0.605	28.9
250S125-43	0.0451	33	0.23	0.77	0.228	1.001	0.041	0.426	0.225	0.177	3.49	3.43	49.4	1265	394	0.154	0.050	-0.873	0.525	1.396	0.608	28.9
250S125-54	0.0566	33	0.28	0.95	0.277	0.994	0.049	0.419	0.277	0.218	4.98	5.07	0.0	1553	373	0.299	0.060	-0.859	0.518	1.379	0.612	26.8
250S125-54	0.0566	50	0.28	0.95	0.277	0.994	0.049	0.419	0.274	0.209	6.25	6.16	82.5	2353	565	0.299	0.060	-0.859	0.518	1.379	0.612	23.3
250S125-68	0.0713	33	0.35	1.18	0.334	0.984	0.057	0.408	0.334	0.266	6.30	6.32	0.0	1891	342	0.585	0.072	-0.839	0.508	1.356	0.617	26.5
250S125-68	0.0713	50	0.35	1.18	0.334	0.984	0.057	0.408	0.334	0.262	7.84	8.01	0.0	2866	519	0.585	0.072	-0.839	0.508	1.356	0.617	23.3
350S125-18	0.0188	33	0.12	0.39	0.215	1.366	0.021	0.423	0.203	0.072	1.42	1.47	0.0	180	159	0.014	0.050	-0.797	0.495	1.637	0.763	28.8
350S125-27	0.0283	33	0.17	0.59	0.320	1.361	0.030	0.418	0.315	0.130	2.57	2.65	0.0	614	359	0.046	0.072	-0.787	0.489	1.627	0.766	28.7
350S125-30	0.0312	33	0.19	0.65	0.351	1.359	0.033	0.417	0.346	0.150	2.96	3.04	0.0	824	436	0.062	0.079	-0.784	0.487	1.624	0.767	28.6
350S125-33	0.0346	33	0.21	0.72	0.387	1.358	0.036	0.415	0.382	0.175	3.45	3.53	0.0	1024	487	0.084	0.087	-0.780	0.485	1.620	0.768	28.6
350S125-43	0.0451	33	0.27	0.93	0.498	1.352	0.046	0.410	0.495	0.258	5.10	5.11	0.0	1739	631	0.184	0.109	-0.769	0.479	1.609	0.771	28.4
350S125-54	0.0566	33	0.34	1.15	0.608	1.344	0.055	0.402	0.608	0.328	6.49	6.87	0.0	2253	633	0.360	0.131	-0.755	0.471	1.593	0.775	28.4
350S125-54	0.0566	50	0.34	1.15	0.608	1.344	0.055	0.402	0.604	0.308	9.22	9.25	0.0	3372	947	0.360	0.131	-0.755	0.471	1.593	0.775	22.9
350S125-68	0.0713	33	0.42	1.42	0.739	1.332	0.064	0.391	0.737	0.409	9.67	9.98	0.0	2774	592	0.706	0.156	-0.737	0.462	1.571	0.780	25.7
350S125-68	0.0713	50	0.42	1.42	0.739	1.332	0.064	0.391	0.737	0.400	11.97	12.54	0.0	4202	897	0.706	0.156	-0.737	0.462	1.571	0.780	22.8
362S125-18	0.0188	33	0.12	0.40	0.234	1.409	0.021	0.421	0.221	0.075	1.48	1.52	0.0	173	163	0.014	0.054	-0.786	0.490	1.667	0.778	28.8
362S125-27	0.0283	33	0.18	0.60	0.347	1.404	0.031	0.416	0.342	0.135	2.67	2.75	0.0	592	370	0.047	0.079	-0.776	0.484	1.657	0.781	28.6
362S125-30	0.0312	33	0.19	0.66	0.381	1.402	0.033	0.415	0.376	0.156	3.08	3.17	0.0	794	449	0.063	0.086	-0.773	0.482	1.654	0.782	28.6
362S125-33	0.0346	33	0.22	0.73	0.421	1.400	0.037	0.413	0.415	0.182	3.59	3.67	0.0	1024	521	0.086	0.094	-0.769	0.480	1.650	0.783	28.5
362S125-43	0.0451	33	0.28	0.95	0.540	1.395	0.046	0.408	0.537	0.269	5.31	5.33	0.0	1739	676	0.188	0.118	-0.758	0.473	1.639	0.786	28.4
362S125-54	0.0566	33	0.34	1.17	0.661	1.386	0.055	0.400	0.661	0.343	6.78	7.19	0.0	2341	705	0.367	0.142	-0.744	0.466	1.623	0.790	28.3
362S125-54	0.0566	50	0.34	1.17	0.661	1.386	0.055	0.400	0.656	0.321	9.62	9.65	0.0	3372	1016	0.367	0.142	-0.744	0.466	1.623	0.790	22.8
362S125-68	0.0713	33	0.43	1.45	0.803	1.374	0.065	0.389	0.802	0.430	8.51	8.76	0.0	2884	662	0.721	0.169	-0.726	0.457	1.602	0.795	28.2
362S125-68	0.0713	50	0.43	1.45	0.803	1.374	0.065	0.389	0.802	0.418	12.52	13.11	0.0	4370	1004	0.721	0.169	-0.726	0.457	1.602	0.795	22.7

1. Web-height to thickness ratio exceeds 200. Web Stiffeners are required at all support points and concentrated loads.

# INTERIOR NON-STRUCTURAL SECTION PROPERTIES - STUDS (S)



Section	GROSS PROPERTIES								EFFECTIVE PROPERTIES							TORSIONAL PROPERTIES						
	Thickness (in)	Fy (ksi)	Area (in <sup>2</sup> )	Weight (lb/ft)	Ixx (in <sup>4</sup> )	Rx (in)	Iyy (in <sup>4</sup> )	Ry (in)	Ixx (in <sup>4</sup> )	Sxx (in <sup>3</sup> )	Ma-L (in-k)	Ma-D (in-k)	Kfc (in-lb/in)	Vag (lb)	VaNet (lb)	Jx1000 (in <sup>4</sup> )	Cw (in <sup>6</sup> )	Xo (in)	m (in)	Ro (in)	β	Lu (in)
400S125-18 <sup>1</sup>	0.0188	33	0.13	0.42	0.294	1.536	0.021	0.414	0.281	0.083	1.64	1.68	0.0	156	156	0.015	0.068	-0.754	0.475	1.760	0.816	28.7
400S125-27	0.0283	33	0.19	0.64	0.438	1.531	0.031	0.410	0.431	0.151	2.97	3.06	0.0	533	398	0.050	0.098	-0.744	0.469	1.751	0.819	28.5
400S125-30	0.0312	33	0.21	0.70	0.481	1.529	0.034	0.408	0.474	0.174	3.44	3.53	0.0	715	484	0.067	0.107	-0.741	0.467	1.748	0.820	28.5
400S125-33	0.0346	33	0.23	0.77	0.531	1.527	0.038	0.407	0.524	0.203	4.01	4.10	0.0	976	595	0.091	0.118	-0.738	0.465	1.744	0.821	28.4
400S125-43	0.0451	33	0.30	1.00	0.682	1.521	0.048	0.402	0.680	0.301	5.96	5.99	0.0	1739	810	0.200	0.148	-0.727	0.459	1.733	0.824	28.2
400S125-54	0.0566	33	0.37	1.24	0.835	1.512	0.057	0.394	0.835	0.387	7.65	8.12	0.0	2603	944	0.390	0.178	-0.713	0.451	1.718	0.828	28.1
400S125-54	0.0566	50	0.37	1.24	0.835	1.512	0.057	0.394	0.830	0.361	10.81	10.87	0.0	3372	1223	0.390	0.178	-0.713	0.451	1.718	0.828	22.7
400S125-68	0.0713	33	0.45	1.54	1.017	1.499	0.066	0.383	1.015	0.492	9.72	10.05	0.0	3215	895	0.767	0.213	-0.695	0.442	1.696	0.832	28.0
400S125-68	0.0713	50	0.45	1.54	1.017	1.499	0.066	0.383	1.015	0.474	14.18	14.84	0.0	4871	1356	0.767	0.213	-0.695	0.442	1.696	0.832	22.5
550S125-18 <sup>1</sup>	0.0188	33	0.15	0.52	0.630	2.029	0.023	0.390							0.018	0.140	-0.651	0.423	2.166	0.910	22.9	
550S125-27	0.0283	33	0.23	0.78	0.938	2.023	0.034	0.385	0.898	0.246	4.86	4.27	39.4	382	382	0.061	0.205	-0.641	0.417	2.157	0.912	27.9
550S125-30	0.0312	33	0.25	0.86	1.031	2.021	0.037	0.384	0.996	0.286	5.65	4.95	57.2	512	512	0.082	0.224	-0.639	0.415	2.154	0.912	27.9
550S125-33	0.0346	33	0.28	0.95	1.139	2.019	0.041	0.382	1.111	0.335	6.62	5.78	85.9	699	699	0.112	0.246	-0.635	0.413	2.151	0.913	27.8
550S125-43	0.0451	33	0.36	1.23	1.468	2.013	0.052	0.377	1.458	0.500	9.88	8.61	251.4	1550	1199	0.246	0.309	-0.625	0.407	2.141	0.915	27.6
550S125-54	0.0566	33	0.45	1.53	1.805	2.002	0.061	0.369	1.805	0.647	12.79	11.92	283.8	2739	1666	0.481	0.374	-0.613	0.401	2.126	0.917	27.3
550S125-54	0.0566	50	0.45	1.53	1.805	2.002	0.061	0.369	1.791	0.606	18.13	15.76	548.9	3093	1881	0.481	0.374	-0.613	0.401	2.126	0.917	22.1
550S125-68	0.0713	33	0.56	1.90	2.209	1.987	0.072	0.358	2.205	0.801	18.94	18.59	164.3	4347	2057	0.948	0.448	-0.597	0.392	2.106	0.920	24.6
550S125-68	0.0713	50	0.56	1.90	2.209	1.987	0.072	0.358	2.205	0.791	23.68	21.98	667.3	5350	2532	0.948	0.448	-0.597	0.392	2.106	0.920	21.8
600S125-18 <sup>1</sup>	0.0188	33	0.16	0.55	0.778	2.189	0.024	0.382							0.019	0.172	-0.623	0.408	2.308	0.927		
600S125-27 <sup>1</sup>	0.0283	33	0.24	0.83	1.160	2.183	0.035	0.377	1.097	0.271	5.35	4.64	40.2	349	349	0.065	0.251	-0.614	0.402	2.299	0.929	27.7
600S125-30	0.0312	33	0.27	0.91	1.275	2.181	0.038	0.376	1.218	0.315	6.22	5.39	58.0	468	468	0.087	0.274	-0.611	0.401	2.296	0.929	27.6
600S125-33	0.0346	33	0.30	1.01	1.409	2.179	0.042	0.374	1.361	0.369	7.30	6.32	86.5	638	638	0.118	0.300	-0.608	0.399	2.293	0.930	27.6
600S125-43	0.0451	33	0.39	1.31	1.817	2.173	0.053	0.369	1.807	0.555	10.96	9.46	249.4	1416	1240	0.261	0.378	-0.598	0.393	2.284	0.931	27.3
600S125-54	0.0566	33	0.48	1.63	2.236	2.161	0.063	0.362	2.236	0.727	14.37	13.18	334.1	2739	1890	0.511	0.457	-0.586	0.386	2.269	0.933	27.1
600S125-54	0.0566	50	0.48	1.63	2.236	2.161	0.063	0.362	2.220	0.673	20.15	17.34	545.4	2823	1947	0.511	0.457	-0.586	0.386	2.269	0.933	21.9
600S125-68	0.0713	33	0.60	2.02	2.740	2.146	0.073	0.351	2.735	0.911	21.53	20.64	359.5	4347	2339	1.008	0.548	-0.570	0.378	2.248	0.936	24.4
600S125-68	0.0713	50	0.60	2.02	2.740	2.146	0.073	0.351	2.735	0.898	26.88	24.34	857.4	5350	2879	1.008	0.548	-0.570	0.378	2.248	0.936	21.6

1. Web-height to thickness ratio exceeds 200. Web Stiffeners are required at all support points and concentrated loads.

# INTERIOR NON-STRUCTURAL SECTION PROPERTIES - TRACK (T)



Section	Effective Properties				Effective Properties									Torsional Properties					
	Fy (ksi)	Thickness (in)	Area (in2)	Weight (lb/ft)	Ixx (in4)	Sxx (in3)	Rx (in)	Iyy (in4)	Ry (in)	Ixx (in4)	Sxx (in3)	MaFy (in-k)	Va (lb)	J (in4)	Cw (in6)	Xo (in)	m (in)	Ro (in)	β
162T125-18	33	0.0188	0.077	0.26	0.041	0.047	0.733	0.013	0.411	0.030	0.025	0.50	302	0.009	0.007	-0.878	0.503	1.215	0.478
162T125-27	33	0.0283	0.117	0.40	0.063	0.072	0.735	0.020	0.410	0.050	0.044	0.87	541	0.031	0.010	-0.872	0.501	1.211	0.482
162T125-30	33	0.0312	0.129	0.44	0.070	0.079	0.735	0.022	0.409	0.057	0.050	1.00	597	0.042	0.012	-0.870	0.500	1.210	0.483
162T125-33	33	0.0346	0.143	0.49	0.077	0.087	0.736	0.024	0.408	0.066	0.058	1.15	663	0.057	0.013	-0.868	0.499	1.209	0.484
162T150-18	33	0.0188	0.087	0.30	0.049	0.056	0.749	0.021	0.496					0.010	0.012	-1.105	0.625	1.424	0.398
162T150-27	33	0.0283	0.131	0.45	0.074	0.084	0.750	0.032	0.495	0.055	0.045	0.90	541	0.035	0.017	-1.100	0.622	1.420	0.400
162T150-30	33	0.0312	0.144	0.49	0.081	0.092	0.751	0.035	0.494	0.062	0.052	1.03	597	0.047	0.019	-1.098	0.621	1.419	0.401
162T150-33	33	0.0346	0.160	0.54	0.090	0.102	0.751	0.039	0.494	0.072	0.060	1.19	663	0.064	0.021	-1.096	0.620	1.418	0.402
250T125-18	33	0.0188	0.094	0.32	0.103	0.079	1.051	0.015	0.400	0.078	0.045	0.90	249	0.011	0.018	-0.769	0.460	1.362	0.681
250T125-27	33	0.0283	0.141	0.48	0.157	0.119	1.053	0.022	0.398	0.129	0.079	1.56	685	0.038	0.027	-0.763	0.457	1.360	0.685
250T125-30	33	0.0312	0.156	0.53	0.173	0.131	1.053	0.025	0.397	0.145	0.090	1.77	832	0.051	0.030	-0.762	0.456	1.359	0.686
250T125-33	33	0.0346	0.173	0.59	0.192	0.145	1.054	0.027	0.397	0.166	0.103	2.03	1024	0.069	0.033	-0.760	0.456	1.358	0.687
250T150-18	33	0.0188	0.103	0.35	0.120	0.092	1.077	0.025	0.488					0.012	0.029	-0.981	0.577	1.536	0.592
250T150-27	33	0.0283	0.156	0.53	0.181	0.137	1.078	0.037	0.486	0.139	0.082	1.61	685	0.042	0.044	-0.976	0.575	1.534	0.595
250T150-30	33	0.0312	0.172	0.58	0.199	0.151	1.078	0.040	0.486	0.157	0.093	1.83	832	0.056	0.049	-0.975	0.574	1.533	0.595
250T150-33	33	0.0346	0.190	0.65	0.221	0.167	1.079	0.045	0.485	0.179	0.107	2.11	1024	0.076	0.054	-0.973	0.573	1.532	0.596
250T200-18	33	0.0188	0.122	0.42	0.152	0.116	1.114	0.053	0.661					0.014	0.064	-1.427	0.817	1.927	0.452
250T200-27	33	0.0283	0.184	0.63	0.229	0.174	1.116	0.080	0.659					0.049	0.097	-1.422	0.815	1.924	0.454
250T200-30	33	0.0312	0.203	0.69	0.253	0.191	1.116	0.088	0.659					0.066	0.106	-1.420	0.814	1.923	0.454
250T200-33	33	0.0346	0.225	0.76	0.280	0.212	1.117	0.097	0.658	0.203	0.112	2.22	1024	0.090	0.118	-1.418	0.813	1.921	0.455
350T125-18	33	0.0188	0.113	0.38	0.219	0.121	1.394	0.016	0.383	0.174	0.063	1.25	175	0.013	0.038	-0.675	0.418	1.595	0.821
350T125-27	33	0.0283	0.170	0.58	0.331	0.182	1.396	0.025	0.381	0.277	0.128	2.53	590	0.045	0.057	-0.670	0.416	1.595	0.823
350T125-30	33	0.0312	0.187	0.64	0.365	0.200	1.396	0.027	0.380	0.312	0.145	2.86	790	0.061	0.063	-0.669	0.415	1.594	0.824
350T125-33	33	0.0346	0.207	0.71	0.405	0.222	1.397	0.030	0.379	0.354	0.165	3.27	1024	0.083	0.070	-0.668	0.414	1.594	0.824
350T150-18	33	0.0188	0.122	0.42	0.250	0.138	1.430	0.027	0.472					0.014	0.063	-0.873	0.531	1.741	0.749
350T150-27	33	0.0283	0.184	0.63	0.377	0.207	1.431	0.041	0.470	0.298	0.132	2.62	590	0.049	0.094	-0.869	0.529	1.739	0.750
350T150-30	33	0.0312	0.203	0.69	0.416	0.228	1.432	0.045	0.469	0.336	0.150	2.96	790	0.066	0.103	-0.867	0.528	1.739	0.751
350T150-33	33	0.0346	0.225	0.76	0.461	0.253	1.432	0.049	0.469	0.382	0.171	3.39	1024	0.090	0.114	-0.866	0.527	1.738	0.752
350T200-18	33	0.0188	0.141	0.48	0.311	0.172	1.485	0.059	0.649					0.017	0.136	-1.293	0.765	2.073	0.611
350T200-27	33	0.0283	0.212	0.72	0.469	0.258	1.487	0.089	0.648					0.057	0.204	-1.288	0.762	2.071	0.613
350T200-30	33	0.0312	0.234	0.80	0.517	0.284	1.487	0.098	0.647					0.076	0.225	-1.287	0.761	2.070	0.614
350T200-33	33	0.0346	0.259	0.88	0.574	0.315	1.487	0.108	0.647	0.428	0.181	3.57	1024	0.103	0.249	-1.285	0.761	2.069	0.614
362T125-18	33	0.0188	0.115	0.39	0.237	0.126	1.435	0.017	0.380	0.189	0.065	1.29	169	0.014	0.042	-0.665	0.413	1.627	0.833
362T125-27	33	0.0283	0.173	0.59	0.358	0.191	1.438	0.025	0.378	0.301	0.135	2.66	569	0.046	0.062	-0.661	0.411	1.627	0.835
362T125-30	33	0.0312	0.191	0.65	0.395	0.210	1.438	0.027	0.378	0.339	0.152	3.01	762	0.062	0.068	-0.659	0.410	1.626	0.836
362T125-33	33	0.0346	0.212	0.72	0.438	0.232	1.438	0.030	0.377	0.384	0.174	3.44	1024	0.085	0.076	-0.658	0.409	1.626	0.836
362T150-18	33	0.0188	0.125	0.42	0.271	0.144	1.474	0.027	0.470					0.015	0.068	-0.861	0.526	1.770	0.763
362T150-27	33	0.0283	0.187	0.64	0.408	0.217	1.475	0.041	0.468	0.323	0.140	2.76	569	0.050	0.102	-0.857	0.524	1.769	0.765
362T150-30	33	0.0312	0.207	0.70	0.449	0.239	1.475	0.045	0.467	0.364	0.158	3.12	762	0.067	0.112	-0.856	0.523	1.768	0.766
362T150-33	33	0.0346	0.229	0.78	0.499	0.264	1.475	0.050	0.467	0.414	0.180	3.56	1024	0.091	0.124	-0.854	0.522	1.767	0.766
362T200-18	33	0.0188	0.143	0.49	0.336	0.179	1.530	0.060	0.648					0.017	0.147	-1.278	0.759	2.096	0.628
362T200-27	33	0.0283	0.216	0.73	0.506	0.269	1.532	0.090	0.646					0.058	0.221	-1.273	0.756	2.094	0.630
362T200-30	33	0.0312	0.238	0.81	0.558	0.296	1.532	0.099	0.645					0.077	0.243	-1.272	0.755	2.093	0.631
362T200-33	33	0.0346	0.264	0.90	0.619	0.328	1.532	0.110	0.645	0.464	0.190	3.76	1024	0.105	0.269	-1.270	0.754	2.092	0.631

# INTERIOR NON-STRUCTURAL SECTION PROPERTIES - TRACK (T)



Section	Effective Properties				Effective Properties									Torsional Properties					
	Fy (ksi)	Thickness (in)	Area (in <sup>2</sup> )	Weight (lb/ft)	Ixx (in <sup>4</sup> )	Sxx (in <sup>3</sup> )	Rx (in)	Iyy (in <sup>4</sup> )	Ry (in)	Ixx (in <sup>4</sup> )	Sxx (in <sup>3</sup> )	MaFy (in-k)	Va (lb)	J (in <sup>4</sup> )	Cw (in <sup>6</sup> )	Xo (in)	m (in)	Ro (in)	β
400T125-18 <sup>1</sup>	33	0.0188	0.122	0.41	0.297	0.144	1.560	0.017	0.374	0.241	0.072	1.42	153	0.014	0.052	-0.637	0.400	1.726	0.864
400T125-27	33	0.0283	0.184	0.63	0.449	0.217	1.562	0.025	0.372	0.380	0.156	3.08	515	0.049	0.078	-0.633	0.398	1.726	0.866
400T125-30	33	0.0312	0.203	0.69	0.495	0.239	1.562	0.028	0.371	0.427	0.176	3.49	689	0.066	0.085	-0.632	0.397	1.726	0.866
400T125-33	33	0.0346	0.225	0.76	0.549	0.265	1.563	0.031	0.371	0.484	0.201	3.97	940	0.090	0.095	-0.630	0.396	1.725	0.867
400T150-18 <sup>1</sup>	33	0.0188	0.132	0.45	0.338	0.164	1.601	0.028	0.463					0.016	0.085	-0.828	0.511	1.861	0.802
400T150-27	33	0.0283	0.198	0.67	0.509	0.246	1.602	0.042	0.461	0.409	0.154	3.04	515	0.053	0.127	-0.824	0.509	1.860	0.804
400T150-30	33	0.0312	0.218	0.74	0.561	0.271	1.603	0.046	0.461	0.458	0.183	3.61	689	0.071	0.140	-0.823	0.508	1.859	0.804
400T150-33	33	0.0346	0.242	0.82	0.622	0.300	1.603	0.051	0.460	0.519	0.208	4.12	940	0.097	0.155	-0.821	0.507	1.859	0.805
400T200-18 <sup>1</sup>	33	0.0188	0.150	0.51	0.417	0.202	1.664	0.062	0.642					0.018	0.184	-1.236	0.741	2.170	0.676
400T200-27	33	0.0283	0.226	0.77	0.628	0.304	1.665	0.093	0.640					0.060	0.276	-1.232	0.738	2.168	0.677
400T200-30	33	0.0312	0.250	0.85	0.692	0.334	1.666	0.102	0.639					0.081	0.304	-1.230	0.738	2.167	0.678
400T200-33	33	0.0346	0.277	0.94	0.768	0.371	1.666	0.113	0.639	0.581	0.220	4.34	940	0.110	0.336	-1.229	0.737	2.166	0.678
550T125-18 <sup>1</sup>	33	0.0188	0.150	0.51	0.627	0.223	2.044	0.018	0.349					0.018	0.107	-0.547	0.354	2.144	0.935
550T125-27	33	0.0283	0.226	0.77	0.948	0.336	2.046	0.027	0.348	0.786	0.192	3.79	372	0.060	0.160	-0.543	0.352	2.145	0.936
550T125-30	33	0.0312	0.250	0.85	1.045	0.370	2.046	0.030	0.347	0.897	0.226	4.47	499	0.081	0.176	-0.542	0.351	2.145	0.936
550T125-33	33	0.0346	0.277	0.94	1.159	0.410	2.046	0.033	0.346	1.029	0.270	5.33	680	0.110	0.195	-0.541	0.350	2.145	0.936
550T150-18 <sup>1</sup>	33	0.0188	0.160	0.54	0.703	0.250	2.098	0.031	0.437					0.019	0.176	-0.720	0.458	2.260	0.899
550T150-27	33	0.0283	0.241	0.82	1.059	0.376	2.098	0.046	0.436	0.893	0.207	4.10	372	0.064	0.263	-0.716	0.456	2.259	0.900
550T150-30	33	0.0312	0.265	0.90	1.168	0.414	2.098	0.050	0.435	0.995	0.251	4.96	499	0.086	0.289	-0.715	0.455	2.259	0.900
550T150-33	33	0.0346	0.294	1.00	1.295	0.459	2.099	0.055	0.434	1.115	0.310	6.12	680	0.117	0.320	-0.714	0.455	2.259	0.900
550T200-18 <sup>1</sup>	33	0.0188	0.179	0.61	0.851	0.303	2.182	0.068	0.616					0.021	0.380	-1.095	0.677	2.518	0.811
550T200-27	33	0.0283	0.269	0.91	1.282	0.455	2.183	0.101	0.614					0.072	0.569	-1.090	0.675	2.517	0.812
550T200-30	33	0.0312	0.296	1.01	1.413	0.501	2.184	0.112	0.614					0.096	0.627	-1.089	0.674	2.516	0.813
550T200-33	33	0.0346	0.329	1.12	1.567	0.555	2.184	0.123	0.613	1.246	0.307	6.06	680	0.131	0.694	-1.088	0.674	2.516	0.813
600T125-18 <sup>1</sup>	33	0.0188	0.160	0.54	0.773	0.253	2.201	0.019	0.342					0.019	0.131	-0.522	0.341	2.288	0.948
600T125-27 <sup>1</sup>	33	0.0283	0.241	0.82	1.168	0.381	2.204	0.028	0.340	0.958	0.210	4.16	341	0.064	0.196	-0.519	0.339	2.290	0.949
600T125-30	33	0.0312	0.265	0.90	1.288	0.419	2.204	0.031	0.340	1.095	0.249	4.92	456	0.086	0.215	-0.518	0.338	2.289	0.949
600T125-33	33	0.0346	0.294	1.00	1.428	0.465	2.204	0.034	0.339	1.258	0.297	5.87	622	0.117	0.238	-0.516	0.337	2.289	0.949
600T150-18 <sup>1</sup>	33	0.0188	0.169	0.58	0.864	0.282	2.259	0.031	0.429					0.020	0.214	-0.690	0.443	2.401	0.917
600T150-27 <sup>1</sup>	33	0.0283	0.255	0.87	1.300	0.424	2.260	0.047	0.427	1.011	0.214	4.23	341	0.068	0.320	-0.686	0.441	2.400	0.918
600T150-30	33	0.0312	0.281	0.96	1.434	0.467	2.260	0.051	0.427	1.159	0.253	5.01	456	0.091	0.352	-0.685	0.440	2.400	0.918
600T150-33	33	0.0346	0.311	1.06	1.590	0.517	2.260	0.057	0.426	1.334	0.303	5.99	622	0.124	0.390	-0.684	0.439	2.399	0.919
600T200-18 <sup>1</sup>	33	0.0188	0.188	0.64	1.039	0.339	2.350	0.069	0.607					0.022	0.464	-1.055	0.659	2.647	0.841
600T200-27 <sup>1</sup>	33	0.0283	0.283	0.96	1.564	0.510	2.351	0.104	0.605					0.076	0.695	-1.051	0.656	2.646	0.842
600T200-30	33	0.0312	0.312	1.06	1.725	0.562	2.351	0.114	0.605					0.101	0.765	-1.050	0.656	2.645	0.843
600T200-33	33	0.0346	0.346	1.18	1.913	0.622	2.352	0.126	0.604	1.542	0.333	6.59	622	0.138	0.847	-1.048	0.655	2.645	0.843
800T125-18 <sup>1</sup>	33	0.0188	0.197	0.67	1.569	0.386	2.821	0.020	0.316					0.023	0.252	-0.444	0.297	2.873	0.976
800T125-27 <sup>1</sup>	33	0.0283	0.297	1.01	2.369	0.582	2.824	0.029	0.314					0.079	0.376	-0.441	0.295	2.875	0.976
800T125-30 <sup>1</sup>	33	0.0312	0.328	1.11	2.611	0.642	2.824	0.032	0.314	2.113	0.339	6.71	341	0.106	0.413	-0.440	0.295	2.875	0.977
800T125-33 <sup>1</sup>	33	0.0346	0.363	1.24	2.895	0.711	2.824	0.036	0.313	2.441	0.407	8.03	465	0.145	0.456	-0.439	0.294	2.875	0.977
800T150-18 <sup>1</sup>	33	0.0188	0.207	0.70	1.729	0.426	2.891	0.033	0.400					0.024	0.413	-0.593	0.391	2.978	0.960
800T150-27 <sup>1</sup>	33	0.0283	0.311	1.06	2.601	0.639	2.891	0.049	0.398					0.083	0.618	-0.590	0.389	2.977	0.961
800T150-30 <sup>1</sup>	33	0.0312	0.343	1.17	2.868	0.705	2.891	0.054	0.398	2.219	0.345	6.82	341	0.111	0.679	-0.589	0.388	2.977	0.961
800T150-33 <sup>1</sup>	33	0.0346	0.380	1.29	3.180	0.781	2.891	0.060	0.397	2.569	0.414	8.18	465	0.152	0.751	-0.588	0.388	2.977	0.961
800T200-18 <sup>1</sup>	33	0.0188	0.226	0.77	2.037	0.502	3.005	0.074	0.574					0.027	0.898	-0.923	0.593	3.195	0.917
800T200-27 <sup>1</sup>	33	0.0283	0.340	1.16	3.066	0.754	3.005	0.111	0.572					0.091	1.345	-0.920	0.591	3.194	0.917
800T200-30 <sup>1</sup>	33	0.0312	0.374	1.27	3.381	0.831	3.005	0.122	0.571					0.121	1.480	-0.919	0.590	3.194	0.917
800T200-33 <sup>1</sup>	33	0.0346	0.415	1.41	3.749	0.921	3.005	0.135	0.571	2.788	0.424	8.37	465	0.166	1.638	-0.917	0.589	3.194	0.918

# INTERIOR NON-STRUCTURAL NON-COMPOSITE WALL HEIGHTS



	Fy (ksi)	Spacing (in) oc	5 psf			10 psf			15 psf		
			120	240	360	120	240	360	120	240	360
162S125-18	33	12	9' 6"	7' 10"	6' 11"	6' 8"	6' 1"	5' 5"	5' 2"	5' 2"	4' 8"
162S125-18	33	16	8' 3"	7' 1"	6' 3"	5' 10"	5' 6"	4' 11"	4' 6"	4' 6"	4' 3"
162S125-18	33	24	6' 8"	6' 1"	5' 5"	4' 9"	4' 9"	4' 3"	3' 8" e	3' 8" e	3' 8" e
162S125-27	33	12	11' 3"	9' 0"	7' 10"	8' 10"	7' 1"	6' 3"	6' 10"	6' 3"	5' 5"
162S125-27	33	16	10' 3"	8' 2"	7' 2"	7' 7"	6' 6"	5' 8"	5' 11"	5' 8"	4' 11"
162S125-27	33	24	8' 10"	7' 1"	6' 3"	6' 3"	5' 8"	4' 11"	4' 10"	4' 10"	4' 4"
162S125-30	33	12	11' 8"	9' 3"	8' 1"	9' 3"	7' 4"	6' 5"	7' 3"	6' 5"	5' 7"
162S125-30	33	16	10' 7"	8' 5"	7' 4"	8' 2"	6' 8"	5' 10"	6' 4"	5' 10"	5' 1"
162S125-30	33	24	9' 3"	7' 4"	6' 5"	6' 8"	5' 10"	5' 1"	5' 2"	5' 1"	4' 5"
162S125-33	33	12	12' 0"	9' 7"	8' 4"	9' 6"	7' 7"	6' 8"	7' 10"	6' 8"	5' 10"
162S125-33	33	16	10' 11"	8' 8"	7' 7"	8' 8"	6' 11"	6' 0"	6' 9"	6' 0"	5' 3"
162S125-33	33	24	9' 6"	7' 7"	6' 8"	7' 1"	6' 0"	5' 3"	5' 6"	5' 3"	4' 7"
250S125-18	33	12	12' 4"	10' 9"	9' 6"	8' 9"	8' 5"	7' 6"	6' 9"	6' 9"	6' 6"
250S125-18	33	16	10' 8"	9' 8"	8' 7"	7' 7"	7' 7"	6' 9"	5' 10" e	5' 10" e	5' 10" e
250S125-18	33	24	8' 9"	8' 5"	7' 6"	6' 2" e	6' 2" e	5' 10" e	4' 9" e	4' 9" e	4' 9" e
250S125-27	33	12	15' 7"	12' 5"	10' 10"	11' 7"	9' 10"	8' 7"	9' 0"	8' 7"	7' 6"
250S125-27	33	16	14' 2"	11' 3"	9' 11"	10' 1"	8' 11"	7' 10"	7' 10"	7' 10"	6' 10"
250S125-27	33	24	11' 7"	9' 10"	8' 7"	8' 3"	7' 10"	6' 10"	6' 4"	6' 4"	5' 11"
250S125-30	33	12	16' 1"	12' 10"	11' 3"	12' 5"	10' 2"	8' 11"	9' 8"	8' 10"	7' 9"
250S125-30	33	16	14' 7"	11' 8"	10' 2"	10' 9"	9' 3"	8' 1"	8' 4"	8' 1"	7' 1"
250S125-30	33	24	12' 5"	10' 2"	8' 11"	8' 10"	8' 1"	7' 1"	6' 10"	6' 10"	6' 2"
250S125-33	33	12	16' 8"	13' 3"	11' 7"	13' 2"	10' 6"	9' 2"	10' 4"	9' 2"	8' 0"
250S125-33	33	16	15' 1"	12' 1"	10' 6"	11' 7"	9' 6"	8' 4"	8' 11"	8' 4"	7' 4"
250S125-33	33	24	13' 2"	10' 6"	9' 2"	9' 5"	8' 4"	7' 4"	7' 4"	7' 3"	6' 4"
250S125-43	33	12	18' 2"	14' 5"	12' 7"	14' 5"	11' 5"	10' 0"	12' 4"	10' 0"	8' 9"
250S125-43	33	16	16' 6"	13' 1"	11' 5"	13' 1"	10' 5"	9' 1"	10' 8"	9' 1"	7' 11"
250S125-43	33	24	14' 5"	11' 5"	10' 0"	11' 3"	9' 1"	7' 11"	8' 9"	7' 11"	6' 11"
350S125-18	33	12	14' 6"	13' 10"	12' 3"	10' 3"	10' 3"	9' 8"	7' 11" e	7' 11" e	7' 11" e
350S125-18	33	16	12' 7"	12' 6"	11' 1"	8' 11" e	8' 11" e	8' 8" e	6' 11" e	6' 11" e	6' 11" e
350S125-18	33	24	10' 3"	10' 3"	9' 8"	7' 3" e	7' 3" e	7' 3" e	5' 7" e	5' 7" e	5' 7" e
350S125-27	33	12	19' 6"	16' 1"	14' 1"	13' 10"	12' 9"	11' 2"	10' 8"	10' 8"	9' 9"
350S125-27	33	16	16' 11"	14' 7"	12' 10"	11' 11"	11' 7"	10' 1"	9' 3"	9' 3"	8' 10"
350S125-27	33	24	13' 10"	12' 9"	11' 2"	9' 9"	9' 9"	8' 10"	7' 7" e	7' 7" e	7' 7" e
350S125-30	33	12	20' 10"	16' 7"	14' 6"	14' 10"	13' 2"	11' 6"	11' 6"	11' 6"	10' 1"
350S125-30	33	16	18' 2"	15' 1"	13' 2"	12' 10"	11' 11"	10' 6"	9' 11"	9' 11"	9' 1"
350S125-30	33	24	14' 10"	13' 2"	11' 6"	10' 6"	10' 5"	9' 1"	8' 1"	8' 1"	8' 0"
350S125-33	33	12	21' 7"	17' 2"	15' 0"	16' 0"	13' 7"	11' 11"	12' 5"	11' 10"	10' 5"
350S125-33	33	16	19' 7"	15' 7"	13' 8"	13' 10"	12' 4"	10' 10"	10' 9"	10' 9"	9' 5"
350S125-33	33	24	16' 0"	13' 7"	11' 11"	11' 4"	10' 9"	9' 5"	8' 9"	8' 9"	8' 3"
350S125-43	33	12	23' 6"	18' 8"	16' 4"	18' 8"	14' 10"	12' 11"	15' 1"	12' 11"	11' 4"
350S125-43	33	16	21' 5"	17' 0"	14' 10"	16' 10"	13' 6"	11' 9"	13' 0"	11' 9"	10' 3"
350S125-43	33	24	18' 8"	14' 10"	12' 11"	13' 9"	11' 9"	10' 3"	10' 8"	10' 3"	9' 0"
350S125-54	33	12	25' 2"	20' 0"	17' 5"	20' 0"	15' 10"	13' 10"	17' 0"	13' 10"	12' 1"
350S125-54	33	16	22' 10"	18' 2"	15' 10"	18' 2"	14' 5"	12' 7"	14' 8"	12' 7"	11' 0"
350S125-54	33	24	20' 0"	15' 10"	13' 10"	15' 6"	12' 7"	11' 0"	12' 0"	11' 0"	9' 7"
350S125-68	33	12	26' 10"	21' 4"	18' 7"	21' 4"	16' 11"	14' 9"	18' 7"	14' 9"	12' 11"
350S125-68	33	16	24' 5"	19' 4"	16' 11"	19' 4"	15' 4"	13' 5"	16' 11"	13' 5"	11' 9"
350S125-68	33	24	21' 4"	16' 11"	14' 9"	16' 11"	13' 5"	11' 9"	14' 8"	11' 9"	10' 3"
362S125-18	33	12	14' 10"	14' 3"	12' 7"	10' 6"	10' 6"	9' 11"	8' 1" e	8' 1" e	8' 1" e
362S125-18	33	16	12' 10"	12' 10"	11' 5"	9' 1" e	9' 1" e	8' 11" e	7' 0" e	7' 0" e	7' 0" e
362S125-18	33	24	10' 6"	10' 6"	9' 11"	7' 5" e	7' 5" e	7' 5" e	5' 9" e	5' 9" e	5' 9" e
362S125-27	33	12	19' 11"	16' 6"	14' 6"	14' 1"	13' 1"	11' 5"	10' 11"	10' 11"	10' 0"
362S125-27	33	16	17' 3"	15' 0"	13' 2"	12' 2"	11' 11"	10' 5"	9' 5"	9' 5"	9' 1"
362S125-27	33	24	14' 1"	13' 1"	11' 5"	9' 11"	9' 11"	9' 1"	7' 8" e	7' 8" e	7' 8" e
362S125-30	33	12	21' 4"	17' 1"	14' 11"	15' 1"	13' 6"	11' 10"	11' 8"	11' 8"	10' 4"
362S125-30	33	16	18' 6"	15' 6"	13' 7"	13' 1"	12' 3"	10' 9"	10' 2"	10' 2"	9' 4"
362S125-30	33	24	15' 1"	13' 6"	11' 10"	10' 8"	10' 8"	9' 4"	8' 3"	8' 3"	8' 2"
362S125-33	33	12	22' 2"	17' 8"	15' 5"	16' 4"	14' 0"	12' 3"	12' 8"	12' 2"	10' 8"
362S125-33	33	16	20' 0"	16' 1"	14' 0"	14' 2"	12' 8"	11' 2"	10' 11"	10' 11"	9' 9"
362S125-33	33	24	16' 4"	14' 0"	12' 3"	11' 6"	11' 1"	9' 9"	8' 11"	8' 11"	8' 6"
362S125-43	33	16	22' 0"	17' 5"	15' 3"	17' 2"	13' 10"	12' 1"	13' 4"	12' 1"	10' 7"
362S125-43	33	16	22' 0"	17' 5"	15' 3"	17' 2"	13' 10"	12' 1"	13' 4"	12' 1"	10' 7"
362S125-43	33	24	19' 2"	15' 3"	13' 4"	14' 0"	12' 1"	10' 7"	10' 10"	10' 7"	9' 3"



# INTERIOR NON-STRUCTURAL NON-COMPOSITE WALL HEIGHTS



	Fy (ksi)	Spacing (in) oc	5 psf			10 psf			15 psf		
			120	240	360	120	240	360	120	240	360
362S125-54	33	12	25' 11"	20' 6"	17' 11"	20' 6"	16' 4"	14' 3"	17' 4"	14' 3"	12' 5"
362S125-54	33	16	23' 6"	18' 8"	16' 4"	18' 8"	14' 10"	12' 11"	15' 0"	12' 11"	11' 4"
362S125-54	33	24	20' 6"	16' 4"	14' 3"	15' 10"	12' 11"	11' 4"	12' 3"	11' 4"	9' 10"
362S125-68	33	12	27' 7"	21' 11"	19' 2"	21' 11"	17' 5"	15' 2"	19' 2"	15' 2"	13' 3"
362S125-68	33	16	25' 1"	19' 11"	17' 5"	19' 11"	15' 10"	13' 10"	16' 10"	13' 10"	12' 1"
362S125-68	33	24	21' 11"	17' 5"	15' 2"	17' 5"	13' 10"	12' 1"	13' 9"	12' 1"	10' 6"
400S125-18	33	12	15' 7" e	15' 4" e	13' 7" e	11' 0" e	11' 0" e	10' 8" e	8' 6" e	8' 6" e	8' 6" e
400S125-18	33	16	13' 6" e	13' 6" e	12' 4" e	9' 7" e	9' 7" e	9' 7" e	7' 5" e	7' 5" e	7' 5" e
400S125-18	33	24	11' 0" e	11' 0" e	10' 8" e	7' 9" e	7' 9" e	7' 9" e	6' 0" e	6' 0" e	6' 0" e
400S125-27	33	12	21' 0"	17' 10"	15' 8"	14' 10"	14' 2"	12' 4"	11' 6"	11' 6"	10' 10"
400S125-27	33	16	18' 2"	16' 2"	14' 2"	12' 10"	12' 10"	11' 3"	9' 11"	9' 11"	9' 10"
400S125-27	33	24	14' 10"	14' 2"	12' 4"	10' 6"	10' 6"	9' 10"	8' 2" e	8' 2" e	8' 2" e
400S125-30	33	12	22' 7"	18' 5"	16' 2"	15' 11"	14' 7"	12' 10"	12' 4"	12' 4"	11' 2"
400S125-30	33	16	19' 7"	16' 9"	14' 8"	13' 10"	13' 3"	11' 7"	10' 8"	10' 8"	10' 2"
400S125-30	33	24	15' 11"	14' 7"	12' 10"	11' 3"	11' 3"	10' 2"	8' 9"	8' 9"	8' 9"
400S125-33	33	12	23' 11"	19' 1"	16' 8"	17' 3"	15' 1"	13' 3"	13' 4"	13' 2"	11' 7"
400S125-33	33	16	21' 1"	17' 4"	15' 2"	14' 11"	13' 9"	12' 0"	11' 7"	11' 7"	10' 6"
400S125-33	33	24	17' 3"	15' 1"	13' 3"	12' 2"	12' 0"	10' 6"	9' 5"	9' 5"	9' 2"
400S125-43	33	12	26' 2"	20' 9"	18' 2"	20' 8"	16' 6"	14' 5"	16' 3"	14' 5"	12' 7"
400S125-43	33	16	23' 9"	18' 10"	16' 6"	18' 2"	15' 0"	13' 1"	14' 1"	13' 1"	11' 5"
400S125-43	33	24	20' 8"	16' 6"	14' 5"	14' 10"	13' 1"	11' 5"	11' 6"	11' 5"	10' 0"
400S125-54	33	12	28' 0"	22' 2"	19' 5"	22' 2"	17' 8"	15' 5"	18' 5"	15' 5"	13' 5"
400S125-54	33	16	25' 5"	20' 2"	17' 8"	20' 2"	16' 0"	14' 0"	16' 0"	14' 0"	12' 3"
400S125-54	33	24	22' 2"	17' 8"	15' 5"	16' 10"	14' 0"	12' 3"	13' 0"	12' 3"	10' 8"
400S125-68	33	12	29' 10"	23' 8"	20' 8"	23' 8"	18' 10"	16' 5"	20' 8"	16' 5"	14' 4"
400S125-68	33	16	27' 2"	21' 6"	18' 10"	21' 6"	17' 1"	14' 11"	18' 0"	14' 11"	13' 0"
400S125-68	33	24	23' 8"	18' 10"	16' 5"	18' 10"	14' 11"	13' 0"	14' 8"	13' 0"	11' 5"
600S125-27	33	12	26' 3" e	24' 5" e	21' 6" e	18' 6" e	18' 6" e	17' 0" e	14' 4" e	14' 4" e	14' 4" e
600S125-27	33	16	22' 8" e	22' 2" e	19' 6" e	16' 1" e	16' 1" e	15' 4" e	12' 5" e	12' 5" e	12' 5" e
600S125-27	33	24	18' 6" e	18' 6" e	17' 0" e	13' 1" e	13' 1" e	13' 1" e	10' 2" e	10' 2" e	10' 2" e
600S125-30	33	12	28' 3"	25' 4"	22' 4"	20' 0"	20' 0"	17' 7"	15' 6"	15' 6"	15' 4"
600S125-30	33	16	24' 6"	23' 0"	20' 3"	17' 4"	17' 4"	15' 11"	13' 5" e	13' 5" e	13' 5" e
600S125-30	33	24	20' 0"	20' 0"	17' 7"	14' 2" e	14' 2" e	13' 11" e	10' 11" e	10' 11" e	10' 11" e
600S125-33	33	12	30' 7"	26' 5"	23' 1"	21' 8"	20' 10"	18' 4"	16' 9"	16' 9"	15' 11"
600S125-33	33	16	26' 6"	23' 11"	21' 0"	18' 9"	18' 9"	16' 7"	14' 6"	14' 6"	14' 5"
600S125-33	33	24	21' 8"	20' 10"	18' 4"	15' 4"	15' 4"	14' 5"	11' 10" e	11' 10" e	11' 10" e
600S125-43	33	12	36' 3"	28' 9"	25' 2"	26' 6"	22' 10"	19' 11"	20' 6"	19' 11"	17' 5"
600S125-43	33	16	32' 5"	26' 2"	22' 10"	22' 11"	20' 9"	18' 2"	17' 9"	17' 9"	15' 10"
600S125-43	33	24	26' 6"	22' 10"	19' 11"	18' 9"	18' 2"	15' 10"	14' 6"	14' 6"	13' 10"
600S125-54	33	12	38' 10"	30' 10"	26' 11"	30' 10"	24' 6"	21' 5"	24' 2"	21' 5"	18' 8"
600S125-54	33	16	35' 4"	28' 0"	24' 6"	27' 1"	22' 3"	19' 5"	21' 0"	19' 5"	17' 0"
600S125-54	33	24	30' 10"	24' 6"	21' 5"	22' 1"	19' 5"	17' 0"	17' 1"	17' 0"	14' 10"
600S125-68	33	12	41' 7"	33' 0"	28' 10"	33' 0"	26' 2"	22' 10"	28' 10"	22' 10"	20' 0"
600S125-68	33	16	37' 9"	30' 0"	26' 2"	30' 0"	23' 9"	20' 9"	26' 2"	20' 9"	18' 2"
600S125-68	33	24	33' 0"	26' 2"	22' 10"	26' 2"	20' 9"	18' 2"	21' 5"	18' 2"	15' 10"
800S125-30	33	12	32' 1" e	31' 7" e	27' 11" e	22' 8" e	22' 8" e	21' 11" e	17' 7" e	17' 7" e	17' 7" e
800S125-30	33	16	27' 10" e	27' 10" e	25' 3" e	19' 8" e	19' 8" e	19' 8" e	15' 3" e	15' 3" e	15' 3" e
800S125-30	33	24	22' 8" e	22' 8" e	21' 11" e	16' 1" e	16' 1" e	16' 1" e	12' 5" e	12' 5" e	12' 5" e
800S125-33	33	12	34' 11" e	33' 0" e	29' 1" e	24' 8" e	24' 8" e	22' 11" e	19' 1" e	19' 1" e	19' 1" e
800S125-33	33	16	30' 3" e	29' 10" e	26' 4" e	21' 4" e	21' 4" e	20' 9" e	16' 7" e	16' 7" e	16' 7" e
800S125-33	33	24	24' 8" e	24' 8" e	22' 11" e	17' 5" e	17' 5" e	17' 5" e	13' 6" e	13' 6" e	13' 6" e
800S125-43	33	12	43' 2"	36' 6"	31' 11"	30' 6"	28' 10"	25' 4"	23' 8"	23' 8"	22' 1"
800S125-43	33	16	37' 4"	33' 1"	29' 0"	26' 5"	26' 2"	23' 0"	20' 6"	20' 6"	20' 0"
800S125-43	33	24	30' 6"	28' 10"	25' 4"	21' 7"	21' 7"	20' 0"	16' 8" e	16' 8" e	16' 8" e
800S125-54	33	12	49' 5"	39' 2"	34' 3"	36' 5"	31' 1"	27' 2"	28' 2"	27' 2"	23' 9"
800S125-54	33	16	44' 7"	35' 7"	31' 1"	31' 6"	28' 3"	24' 8"	24' 5"	24' 5"	21' 7"
800S125-54	33	24	36' 5"	31' 1"	27' 2"	25' 9"	24' 8"	21' 7"	19' 11"	19' 11"	18' 10"
800S125-68	33	12	52' 11"	42' 0"	36' 8"	42' 0"	33' 4"	29' 1"	33' 6"	29' 1"	25' 5"
800S125-68	33	16	48' 1"	38' 2"	33' 4"	37' 5"	30' 3"	26' 5"	29' 0"	26' 5"	23' 1"
800S125-68	33	24	42' 0"	33' 4"	29' 1"	30' 7"	26' 5"	23' 1"	23' 8"	23' 1"	20' 2"

# INTERIOR NON-STRUCTURAL BRACED 48" O.C.



	Fy (ksi)	Spacing (in) oc	5 psf			10 psf			15 psf		
			120	240	360	120	240	360	120	240	360
162S125-18	33	12	8' 10"	7' 10"	6' 11"	6' 3"	6' 1"	5' 5"	4' 10"	4' 10"	4' 8"
162S125-18	33	16	7' 8"	7' 1"	6' 3"	5' 5"	5' 5"	4' 11"	4' 2"	4' 2"	4' 2"
162S125-18	33	24	6' 3"	6' 1"	5' 5"	4' 5"	4' 5"	4' 3"	3' 6"	3' 6"	3' 6"
162S125-27	33	12	11' 3"	9' 0"	7' 10"	8' 3"	7' 1"	6' 3"	6' 5"	6' 3"	5' 5"
162S125-27	33	16	10' 1"	8' 2"	7' 2"	7' 2"	6' 6"	5' 8"	5' 6"	5' 6"	4' 11"
162S125-27	33	24	8' 3"	7' 1"	6' 3"	5' 10"	5' 8"	4' 11"	4' 6"	4' 6"	4' 4"
162S125-30	33	12	11' 8"	9' 3"	8' 1"	8' 10"	7' 4"	6' 5"	6' 10"	6' 5"	5' 7"
162S125-30	33	16	10' 7"	8' 5"	7' 4"	7' 8"	6' 8"	5' 10"	5' 11"	5' 10"	5' 1"
162S125-30	33	24	8' 10"	7' 4"	6' 5"	6' 3"	5' 10"	5' 1"	4' 10"	4' 10"	4' 5"
162S125-33	33	12	12' 0"	9' 7"	8' 4"	9' 6"	7' 7"	6' 8"	7' 4"	6' 8"	5' 10"
162S125-33	33	16	10' 11"	8' 8"	7' 7"	8' 3"	6' 11"	6' 0"	6' 4"	6' 0"	5' 3"
162S125-33	33	24	9' 6"	7' 7"	6' 8"	6' 8"	6' 0"	5' 3"	5' 2"	5' 2"	4' 7"
250S125-18	33	12	12' 2"	10' 9"	9' 6"	8' 7"	8' 5"	7' 6"	6' 8"	6' 8"	6' 6"
250S125-18	33	16	10' 6"	9' 8"	8' 7"	7' 5"	7' 5"	6' 9"	5' 9" e	5' 9" e	5' 9" e
250S125-18	33	24	8' 7"	8' 5"	7' 6"	6' 1" e	6' 1" e	5' 10" e	4' 8" e	4' 8" e	4' 8" e
250S125-27	33	12	15' 7"	12' 5"	10' 10"	11' 0"	9' 10"	8' 7"	8' 7"	8' 7"	7' 6"
250S125-27	33	16	13' 6"	11' 3"	9' 11"	9' 7"	8' 11"	7' 10"	7' 5"	7' 5"	6' 10"
250S125-27	33	24	11' 0"	9' 10"	8' 7"	7' 10"	7' 10"	6' 10"	6' 1"	6' 1"	5' 11"
250S125-30	33	12	16' 1"	12' 10"	11' 3"	11' 9"	10' 2"	8' 11"	9' 1"	8' 10"	7' 9"
250S125-30	33	16	14' 5"	11' 8"	10' 2"	10' 2"	9' 3"	8' 1"	7' 11"	7' 11"	7' 1"
250S125-30	33	24	11' 9"	10' 2"	8' 11"	8' 4"	8' 1"	7' 1"	6' 5"	6' 5"	6' 2"
250S125-33	33	12	16' 8"	13' 3"	11' 7"	12' 7"	10' 6"	9' 2"	9' 9"	9' 2"	8' 0"
250S125-33	33	16	15' 1"	12' 1"	10' 6"	10' 11"	9' 6"	8' 4"	8' 5"	8' 4"	7' 4"
250S125-33	33	24	12' 7"	10' 6"	9' 2"	8' 11"	8' 4"	7' 4"	6' 11"	6' 11"	6' 4"
250S125-43	33	12	18' 2"	14' 5"	12' 7"	14' 5"	11' 5"	10' 0"	11' 4"	10' 0"	8' 9"
250S125-43	33	16	16' 6"	13' 1"	11' 5"	12' 8"	10' 5"	9' 1"	9' 10"	9' 1"	7' 11"
250S125-43	33	24	14' 5"	11' 5"	10' 0"	10' 4"	9' 1"	7' 11"	8' 0"	7' 11"	6' 11"
350S125-18	33	12	13' 6"	13' 6"	12' 3"	9' 7"	9' 7"	9' 7"	7' 5" e	7' 5" e	7' 5" e
350S125-18	33	16	11' 8"	11' 8"	11' 1"	8' 3" e	8' 3" e	8' 3" e	6' 5" e	6' 5" e	6' 5" e
350S125-18	33	24	9' 7"	9' 7"	9' 7"	6' 9" e	6' 9" e	6' 9" e	5' 3" e	5' 3" e	5' 3" e
350S125-27	33	12	18' 2"	16' 1"	14' 1"	12' 10"	12' 9"	11' 2"	9' 11"	9' 11"	9' 9"
350S125-27	33	16	15' 9"	14' 7"	12' 10"	11' 2"	11' 2"	10' 1"	8' 7"	8' 7"	8' 7"
350S125-27	33	24	12' 10"	12' 9"	11' 2"	9' 1"	9' 1"	8' 10"	7' 0"	7' 0"	7' 0"
350S125-30	33	12	19' 6"	16' 7"	14' 6"	13' 10"	13' 2"	11' 6"	10' 8"	10' 8"	10' 1"
350S125-30	33	16	16' 11"	15' 1"	13' 2"	12' 0"	11' 11"	10' 6"	9' 3"	9' 3"	9' 1"
350S125-30	33	24	13' 10"	13' 2"	11' 6"	9' 9"	9' 9"	9' 1"	7' 7"	7' 7"	7' 7"
350S125-33	33	12	21' 1"	17' 2"	15' 0"	14' 11"	13' 7"	11' 11"	11' 7"	11' 7"	10' 5"
350S125-33	33	16	18' 3"	15' 7"	13' 8"	12' 11"	12' 4"	10' 10"	10' 0"	10' 0"	9' 5"
350S125-33	33	24	14' 11"	13' 7"	11' 11"	10' 7"	10' 7"	9' 5"	8' 2"	8' 2"	8' 2"
350S125-43	33	12	23' 6"	18' 8"	16' 4"	17' 8"	14' 10"	12' 11"	13' 8"	12' 11"	11' 4"
350S125-43	33	16	21' 5"	17' 0"	14' 10"	15' 3"	13' 6"	11' 9"	11' 10"	11' 9"	10' 3"
350S125-43	33	24	17' 8"	14' 10"	12' 11"	12' 6"	11' 9"	10' 3"	9' 8"	9' 8"	9' 0"
350S125-54	33	12	25' 2"	20' 0"	17' 5"	19' 11"	15' 10"	13' 10"	15' 5"	13' 10"	12' 1"
350S125-54	33	16	22' 10"	18' 2"	15' 10"	17' 3"	14' 5"	12' 7"	13' 4"	12' 7"	11' 0"
350S125-54	33	24	19' 11"	15' 10"	13' 10"	14' 1"	12' 7"	11' 0"	10' 11"	10' 11"	9' 7"
350S125-68	33	12	26' 10"	21' 4"	18' 7"	21' 4"	16' 11"	14' 9"	17' 3"	14' 9"	12' 11"
350S125-68	33	16	24' 5"	19' 4"	16' 11"	19' 3"	15' 4"	13' 5"	14' 11"	13' 5"	11' 9"
350S125-68	33	24	21' 4"	16' 11"	14' 9"	15' 9"	13' 5"	11' 9"	12' 2"	11' 9"	10' 3"
362S125-18	33	12	13' 9"	13' 9"	12' 7"	9' 9"	9' 9"	9' 9"	7' 7" e	7' 7" e	7' 7" e
362S125-18	33	16	11' 11"	11' 11"	11' 5"	8' 5" e	8' 5" e	8' 5" e	6' 6" e	6' 6" e	6' 6" e
362S125-18	33	24	9' 9"	9' 9"	9' 9"	6' 11" e	6' 11" e	6' 11" e	5' 4" e	5' 4" e	5' 4" e
362S125-27	33	12	18' 6"	16' 6"	14' 6"	13' 1"	13' 1"	11' 5"	10' 2"	10' 2"	10' 0"
362S125-27	33	16	16' 1"	15' 0"	13' 2"	11' 4"	11' 4"	10' 5"	8' 9"	8' 9"	8' 9"
362S125-27	33	24	13' 1"	13' 1"	11' 5"	9' 3"	9' 3"	9' 1"	7' 2"	7' 2"	7' 2"
362S125-30	33	12	19' 11"	17' 1"	14' 11"	14' 1"	13' 6"	11' 10"	10' 11"	10' 11"	10' 4"
362S125-30	33	16	17' 3"	15' 6"	13' 7"	12' 2"	12' 2"	10' 9"	9' 5"	9' 5"	9' 4"
362S125-30	33	24	14' 1"	13' 6"	11' 10"	10' 0"	10' 0"	9' 4"	7' 9"	7' 9"	7' 9"
362S125-33	33	12	21' 6"	17' 8"	15' 5"	15' 3"	14' 0"	12' 3"	11' 9"	11' 9"	10' 8"
362S125-33	33	16	18' 8"	16' 1"	14' 0"	13' 2"	12' 8"	11' 2"	10' 2"	10' 2"	9' 9"
362S125-33	33	24	15' 3"	14' 0"	12' 3"	10' 9"	10' 9"	9' 9"	8' 4"	8' 4"	8' 4"
362S125-43	33	12	24' 2"	19' 2"	16' 9"	18' 0"	15' 3"	13' 4"	13' 11"	13' 4"	11' 8"
362S125-43	33	16	22' 0"	17' 5"	15' 3"	15' 7"	13' 10"	12' 1"	12' 1"	12' 1"	10' 7"
362S125-43	33	24	18' 0"	15' 3"	13' 4"	12' 9"	12' 1"	10' 7"	9' 10"	9' 10"	9' 3"

# INTERIOR NON-STRUCTURAL BRACED 48" O.C.



	Fy (ksi)	Spacing (in) oc	5 psf			10 psf			15 psf		
			120	240	360	120	240	360	120	240	360
362S125-54	33	12	25' 11"	20' 6"	17' 11"	20' 4"	16' 4"	14' 3"	15' 9"	14' 3"	12' 5"
362S125-54	33	16	23' 6"	18' 8"	16' 4"	17' 8"	14' 10"	12' 11"	13' 8"	12' 11"	11' 4"
362S125-54	33	24	20' 4"	16' 4"	14' 3"	14' 5"	12' 11"	11' 4"	11' 2"	11' 2"	9' 10"
362S125-68	33	12	27' 7"	21' 11"	19' 2"	21' 11"	17' 5"	15' 2"	17' 8"	15' 2"	13' 3"
362S125-68	33	16	25' 1"	19' 11"	17' 5"	19' 9"	15' 10"	13' 10"	15' 3"	13' 10"	12' 1"
362S125-68	33	24	21' 11"	17' 5"	15' 2"	16' 1"	13' 10"	12' 1"	12' 6"	12' 1"	10' 6"
400S125-18	33	12	14' 6" e	14' 6" e	13' 7" e	10' 3" e	10' 3" e	10' 3" e	7' 11" e	7' 11" e	7' 11" e
400S125-18	33	16	12' 7" e	12' 7" e	12' 4" e	8' 11" e	8' 11" e	8' 11" e	6' 10" e	6' 10" e	6' 10" e
400S125-18	33	24	10' 3" e	10' 3" e	10' 3" e	7' 3" e	7' 3" e	7' 3" e	5' 7" e	5' 7" e	5' 7" e
400S125-27	33	12	19' 6"	17' 10"	15' 8"	13' 10"	13' 10"	12' 4"	10' 8"	10' 8"	10' 8"
400S125-27	33	16	16' 11"	16' 2"	14' 2"	12' 0"	12' 0"	11' 3"	9' 3"	9' 3"	9' 3"
400S125-27	33	24	13' 10"	13' 10"	12' 4"	9' 9"	9' 9"	9' 9"	7' 7" e	7' 7" e	7' 7" e
400S125-30	33	12	21' 0"	18' 5"	16' 2"	14' 10"	14' 7"	12' 10"	11' 6"	11' 6"	11' 2"
400S125-30	33	16	18' 2"	16' 9"	14' 8"	12' 10"	12' 10"	11' 7"	10' 0"	10' 0"	10' 0"
400S125-30	33	24	14' 10"	14' 7"	12' 10"	10' 6"	10' 6"	10' 2"	8' 2"	8' 2"	8' 2"
400S125-33	33	12	22' 9"	19' 1"	16' 8"	16' 1"	15' 1"	13' 3"	12' 5"	12' 5"	11' 7"
400S125-33	33	16	19' 8"	17' 4"	15' 2"	13' 11"	13' 9"	12' 0"	10' 9"	10' 9"	10' 6"
400S125-33	33	24	16' 1"	15' 1"	13' 3"	11' 4"	11' 4"	10' 6"	8' 10"	8' 10"	8' 10"
400S125-43	33	12	26' 2"	20' 9"	18' 2"	19' 0"	16' 6"	14' 5"	14' 9"	14' 5"	12' 7"
400S125-43	33	16	23' 4"	18' 10"	16' 6"	16' 6"	15' 0"	13' 1"	12' 9"	12' 9"	11' 5"
400S125-43	33	24	19' 0"	16' 6"	14' 5"	13' 5"	13' 1"	11' 5"	10' 5"	10' 5"	10' 0"
400S125-54	33	12	28' 0"	22' 2"	19' 5"	21' 7"	17' 8"	15' 5"	16' 8"	15' 5"	13' 5"
400S125-54	33	16	25' 5"	20' 2"	17' 8"	18' 8"	16' 0"	14' 0"	14' 6"	14' 0"	12' 3"
400S125-54	33	24	21' 7"	17' 8"	15' 5"	15' 3"	14' 0"	12' 3"	11' 10"	11' 10"	10' 8"
400S125-68	33	12	29' 10"	23' 8"	20' 8"	23' 8"	18' 10"	16' 5"	18' 10"	16' 5"	14' 4"
400S125-68	33	16	27' 2"	21' 6"	18' 10"	21' 1"	17' 1"	14' 11"	16' 4"	14' 11"	13' 0"
400S125-68	33	24	23' 8"	18' 10"	16' 5"	17' 2"	14' 11"	13' 0"	13' 4"	13' 0"	11' 5"
600S125-27	33	12	26' 0" e	24' 5" e	21' 6" e	18' 5" e	18' 5" e	17' 0" e	14' 3" e	14' 3" e	14' 3" e
600S125-27	33	16	22' 6" e	22' 2" e	19' 6" e	15' 11" e	15' 11" e	15' 4" e	12' 4" e	12' 4" e	12' 4" e
600S125-27	33	24	18' 5" e	18' 5" e	17' 0" e	13' 0" e	13' 0" e	13' 0" e	10' 1" e	10' 1" e	10' 1" e
600S125-30	33	12	28' 1"	25' 4"	22' 4"	19' 10"	19' 10"	17' 7"	15' 4"	15' 4"	15' 4"
600S125-30	33	16	24' 4"	23' 0"	20' 3"	17' 2"	17' 2"	15' 11"	13' 4" e	13' 4" e	13' 4" e
600S125-30	33	24	19' 10"	19' 10"	17' 7"	14' 0" e	14' 0" e	13' 11" e	10' 10" e	10' 10" e	10' 10" e
600S125-33	33	12	30' 5"	26' 5"	23' 1"	21' 6"	20' 10"	18' 4"	16' 8"	16' 8"	15' 11"
600S125-33	33	16	26' 4"	23' 11"	21' 0"	18' 7"	18' 7"	16' 7"	14' 5"	14' 5"	14' 5"
600S125-33	33	24	21' 6"	20' 10"	18' 4"	15' 2"	15' 2"	14' 5"	11' 9" e	11' 9" e	11' 9" e
600S125-43	33	12	36' 2"	28' 9"	25' 2"	25' 7"	22' 10"	19' 11"	19' 9"	19' 9"	17' 5"
600S125-43	33	16	31' 3"	26' 2"	22' 10"	22' 1"	20' 9"	18' 2"	17' 2"	17' 2"	15' 10"
600S125-43	33	24	25' 7"	22' 10"	19' 11"	18' 1"	18' 1"	15' 10"	14' 0"	14' 0"	13' 10"
600S125-54	33	12	38' 10"	30' 10"	26' 11"	29' 0"	24' 6"	21' 5"	22' 5"	21' 5"	18' 8"
600S125-54	33	16	35' 4"	28' 0"	24' 6"	25' 1"	22' 3"	19' 5"	19' 5"	19' 5"	17' 0"
600S125-54	33	24	29' 0"	24' 6"	21' 5"	20' 6"	19' 5"	17' 0"	15' 10"	15' 10"	14' 10"
600S125-68	33	12	41' 7"	33' 0"	28' 10"	32' 1"	26' 2"	22' 10"	24' 11"	22' 10"	20' 0"
600S125-68	33	16	37' 9"	30' 0"	26' 2"	27' 10"	23' 9"	20' 9"	21' 7"	20' 9"	18' 2"
600S125-68	33	24	32' 1"	26' 2"	22' 10"	22' 9"	20' 9"	18' 2"	17' 7"	17' 7"	15' 10"
800S125-30	33	12	32' 1" e	31' 7" e	27' 11" e	22' 8" e	22' 8" e	21' 11" e	17' 7" e	17' 7" e	17' 7" e
800S125-30	33	16	27' 10" e	27' 10" e	25' 3" e	19' 8" e	19' 8" e	19' 8" e	15' 3" e	15' 3" e	15' 3" e
800S125-30	33	24	22' 8" e	22' 8" e	21' 11" e	16' 1" e	16' 1" e	16' 1" e	12' 5" e	12' 5" e	12' 5" e
800S125-33	33	12	34' 11" e	33' 0" e	29' 1" e	24' 8" e	24' 8" e	22' 11" e	19' 1" e	19' 1" e	19' 1" e
800S125-33	33	16	30' 3" e	29' 10" e	26' 4" e	21' 4" e	21' 4" e	20' 9" e	16' 7" e	16' 7" e	16' 7" e
800S125-33	33	24	24' 8" e	24' 8" e	22' 11" e	17' 5" e	17' 5" e	17' 5" e	13' 6" e	13' 6" e	13' 6" e
800S125-43	33	12	42' 2"	36' 6"	31' 11"	29' 10"	28' 10"	25' 4"	23' 1"	23' 1"	22' 1"
800S125-43	33	16	36' 7"	33' 1"	29' 0"	25' 10"	25' 10"	23' 0"	20' 0"	20' 0"	20' 0"
800S125-43	33	24	29' 10"	28' 10"	25' 4"	21' 1"	21' 1"	20' 0"	16' 4"	16' 4"	16' 4"
800S125-54	33	12	48' 8"	39' 2"	34' 3"	34' 5"	31' 1"	27' 2"	26' 8"	26' 8"	23' 9"
800S125-54	33	16	42' 2"	35' 7"	31' 1"	29' 10"	28' 3"	24' 8"	23' 1"	23' 1"	21' 7"
800S125-54	33	24	34' 5"	31' 1"	27' 2"	24' 4"	24' 4"	21' 7"	18' 10"	18' 10"	18' 10"
800S125-68	33	12	52' 11"	42' 0"	36' 8"	39' 0"	33' 4"	29' 1"	30' 3"	29' 1"	25' 5"
800S125-68	33	16	47' 9"	38' 2"	33' 4"	33' 10"	30' 3"	26' 5"	26' 2"	26' 2"	23' 1"
800S125-68	33	24	39' 0"	33' 4"	29' 1"	27' 7"	26' 5"	23' 1"	21' 4"	21' 4"	20' 2"

Section		4 psf Lateral Support of Compression Flange						6 psf Lateral Support of Compression Flange						13 psf Lateral Support of Compression Flange					
		Unsupported Joist Spacing (in) o.c.			Midspan Joist Spacing (in) o.c.			Unsupported Joist Spacing (in) o.c.			Midspan Joist Spacing (in) o.c.			Unsupported Joist Spacing (in) o.c.			Midspan Joist Spacing (in) o.c.		
		12	16	24	12	16	24	12	16	24	12	16	24	12	16	24	12	16	24
162S125-18	33	7' 6"	6' 10"	6' 1"	8' 6"	7' 8"	6' 7"	6' 7"	6' 1"	5' 4"	7' 4"	6' 7"	5' 9"	5' 2"	4' 8"	3' 11"	5' 7"	5' 0"	4' 2"
162S125-27	33	8' 11"	8' 2"	7' 3"	9' 8"	8' 10"	7' 8"	7' 11"	7' 3"	6' 6"	8' 6"	7' 8"	6' 8"	6' 4"	5' 9"	4' 11"	6' 6"	5' 11"	5' 2"
162S125-30	33	9' 4"	8' 6"	7' 7"	10' 0"	9' 1"	7' 11"	8' 3"	7' 7"	6' 9"	8' 9"	7' 11"	6' 11"	6' 7"	6' 0"	5' 3"	6' 9"	6' 1"	5' 4"
162S125-33	33	9' 9"	8' 11"	7' 11"	10' 4"	9' 5"	8' 2"	8' 8"	7' 11"	7' 0"	9' 0"	8' 2"	7' 2"	6' 10"	6' 4"	5' 6"	7' 0"	6' 4"	5' 6"
162S137-27	33	10' 1"	9' 2"	8' 0"	10' 1"	9' 2"	8' 0"	8' 10"	8' 0"	7' 0"	8' 10"	8' 0"	7' 0"	6' 10"	6' 2"	5' 5"	6' 10"	6' 2"	5' 5"
162S137-30	33	10' 5"	9' 6"	8' 3"	10' 5"	9' 6"	8' 3"	9' 1"	8' 3"	7' 3"	9' 1"	8' 3"	7' 3"	7' 0"	6' 5"	5' 7"	7' 0"	6' 5"	5' 7"
162S137-33	33	10' 9"	9' 9"	8' 7"	10' 9"	9' 9"	8' 7"	9' 5"	8' 7"	7' 6"	9' 5"	8' 7"	7' 6"	7' 3"	6' 7"	5' 9"	7' 3"	6' 7"	5' 9"
250S125-18	33	8' 8"	8' 0"	7' 1"	11' 7"	10' 6"	9' 1"	7' 9"	7' 1"	6' 4"	10' 1"	9' 1"	7' 11"	6' 2"	5' 8"	5' 0" e	7' 8"	6' 8"	5' 5" e
250S125-27	33	10' 0"	9' 3"	8' 3"	13' 5"	12' 2"	10' 7"	8' 11"	8' 3"	7' 4"	11' 8"	10' 7"	9' 3"	7' 2"	6' 8"	5' 11"	9' 0"	8' 2"	7' 2"
250S125-30	33	10' 4"	9' 7"	8' 6"	13' 10"	12' 7"	10' 11"	9' 3"	8' 6"	7' 7"	12' 1"	10' 11"	9' 7"	7' 5"	6' 11"	6' 2"	9' 4"	8' 5"	7' 4"
250S125-33	33	10' 10"	9' 11"	8' 10"	14' 3"	13' 0"	11' 4"	9' 7"	8' 10"	7' 11"	12' 6"	11' 4"	9' 11"	7' 9"	7' 1"	6' 4"	9' 7"	8' 9"	7' 7"
250S125-43	33	12' 2"	11' 2"	9' 11"	15' 6"	14' 1"	12' 4"	10' 9"	9' 11"	8' 9"	13' 7"	12' 4"	10' 9"	8' 7"	7' 11"	7' 0"	10' 6"	9' 6"	8' 4"
250S137-27	33	11' 4"	10' 6"	9' 5"	14' 0"	12' 9"	11' 1"	10' 2"	9' 5"	8' 5"	12' 3"	11' 1"	9' 9"	8' 3"	7' 8"	6' 10"	9' 6"	8' 7"	7' 6"
250S137-30	33	11' 9"	10' 10"	9' 8"	14' 5"	13' 2"	11' 6"	10' 6"	9' 8"	8' 8"	12' 8"	11' 6"	10' 0"	8' 6"	7' 11"	7' 1"	9' 9"	8' 10"	7' 9"
250S137-33	33	12' 2"	11' 3"	10' 1"	14' 11"	13' 7"	11' 10"	10' 10"	10' 1"	9' 0"	13' 1"	11' 10"	10' 4"	8' 10"	8' 2"	7' 4"	10' 1"	9' 2"	8' 0"
250S137-43	33	13' 8"	12' 6"	11' 2"	16' 3"	14' 9"	12' 11"	12' 1"	11' 2"	9' 11"	14' 2"	12' 11"	11' 3"	9' 8"	8' 11"	8' 0"	10' 11"	9' 11"	8' 8"
250S162-33	33	13' 11"	12' 10"	11' 6"	15' 8"	14' 3"	12' 5"	12' 5"	11' 6"	10' 4"	13' 8"	12' 5"	10' 10"	10' 1"	9' 4"	8' 4"	10' 7"	9' 7"	8' 5"
250S162-43	33	15' 6"	14' 3"	12' 8"	17' 1"	15' 6"	13' 6"	13' 9"	12' 8"	11' 3"	14' 11"	13' 6"	11' 10"	11' 0"	10' 2"	9' 1"	11' 6"	10' 5"	9' 2"
350S125-18	33	9' 5"	8' 9"	7' 9"	12' 11"	11' 10"	10' 3"	8' 5"	7' 9"	6' 10"	11' 5"	10' 3"	8' 9"	6' 8"	6' 2"	5' 5" e	8' 6" e	7' 6" e	6' 3" e
350S125-27	33	10' 10"	10' 0"	9' 0"	15' 4"	14' 2"	12' 7"	9' 9"	9' 0"	8' 0"	13' 8"	12' 7"	11' 0"	7' 10"	7' 3"	6' 6"	10' 9"	9' 7"	8' 2"
350S125-30	33	11' 3"	10' 5"	9' 3"	15' 10"	14' 7"	13' 1"	10' 1"	9' 3"	8' 4"	14' 2"	13' 1"	11' 7"	8' 2"	7' 6"	6' 9"	11' 3"	10' 2"	8' 8"
350S125-33	33	11' 8"	10' 9"	9' 7"	16' 6"	15' 2"	13' 6"	10' 5"	9' 7"	8' 7"	14' 8"	13' 6"	12' 1"	8' 5"	7' 9"	6' 11"	11' 10"	10' 9"	9' 2"
350S125-43	33	13' 0"	11' 11"	10' 7"	18' 1"	16' 8"	14' 11"	11' 6"	10' 7"	9' 5"	16' 2"	14' 11"	13' 4"	9' 3"	8' 6"	7' 7"	13' 0"	11' 11"	10' 5"
350S137-27	33	12' 3"	11' 4"	10' 2"	17' 6"	16' 3"	14' 5"	11' 0"	10' 2"	9' 2"	15' 8"	14' 5"	12' 7"	8' 11"	8' 4"	7' 5"	12' 3"	11' 1"	9' 4"
350S137-30	33	12' 8"	11' 9"	10' 6"	18' 1"	16' 8"	14' 10"	11' 4"	10' 6"	9' 5"	16' 2"	14' 10"	13' 0"	9' 3"	8' 6"	7' 8"	12' 8"	11' 6"	9' 11"
350S137-33	33	13' 2"	12' 2"	10' 11"	18' 8"	17' 3"	15' 4"	11' 9"	10' 11"	9' 9"	16' 9"	15' 4"	13' 5"	9' 6"	8' 10"	7' 11"	13' 1"	11' 10"	10' 4"
350S137-43	33	14' 7"	13' 5"	11' 11"	20' 5"	18' 10"	16' 8"	13' 0"	11' 11"	10' 8"	18' 3"	16' 8"	14' 7"	10' 5"	9' 8"	8' 7"	14' 2"	12' 11"	11' 3"
350S162-33	33	14' 11"	13' 10"	12' 5"	20' 3"	18' 5"	16' 1"	13' 5"	12' 5"	11' 1"	17' 9"	16' 1"	14' 1"	10' 11"	10' 1"	9' 1"	13' 8"	12' 5"	10' 10"
350S162-43	33	16' 6"	15' 2"	13' 7"	22' 1"	20' 0"	17' 6"	14' 9"	13' 7"	12' 2"	19' 3"	17' 6"	15' 3"	11' 11"	11' 0"	9' 10"	14' 11"	13' 6"	11' 10"
362S125-18	33	9' 6"	8' 10"	7' 10"	13' 1"	12' 0"	10' 5"	8' 6"	7' 10"	6' 11"	11' 6"	10' 5"	8' 11"	6' 9"	6' 2"	5' 6" e	8' 7" e	7' 8" e	6' 5" e
362S125-27	33	10' 11"	10' 2"	9' 1"	15' 5"	14' 3"	12' 9"	9' 10"	9' 1"	8' 1"	13' 10"	12' 9"	11' 2"	7' 11"	7' 4"	6' 7"	10' 10"	9' 9"	8' 3"
362S125-30	33	11' 4"	10' 6"	9' 4"	16' 0"	14' 9"	13' 2"	10' 2"	9' 4"	8' 5"	14' 4"	13' 2"	11' 9"	8' 3"	7' 7"	6' 9"	11' 5"	10' 4"	8' 9"
362S125-33	33	11' 9"	10' 10"	9' 9"	16' 8"	15' 4"	13' 8"	10' 6"	9' 9"	8' 8"	14' 10"	13' 8"	12' 3"	8' 6"	7' 10"	7' 0"	11' 11"	10' 11"	9' 4"
362S125-43	33	13' 1"	12' 0"	10' 8"	18' 3"	16' 10"	15' 1"	11' 8"	10' 9"	9' 6"	16' 4"	15' 1"	13' 5"	9' 4"	8' 7"	7' 8"	13' 2"	12' 1"	10' 7"
362S137-27	33	12' 5"	11' 5"	10' 3"	17' 8"	16' 4"	14' 8"	11' 1"	10' 3"	9' 3"	15' 10"	14' 8"	12' 11"	9' 0"	8' 4"	7' 6"	12' 7"	11' 3"	9' 6"
362S137-30	33	12' 10"	11' 10"	10' 7"	18' 3"	16' 10"	15' 2"	11' 6"	10' 7"	9' 6"	16' 4"	15' 2"	13' 4"	9' 4"	8' 7"	7' 9"	13' 0"	11' 10"	10' 1"
362S137-33	33	13' 3"	12' 3"	11' 0"	18' 10"	17' 5"	15' 7"	11' 11"	11' 0"	9' 10"	16' 11"	15' 7"	13' 9"	9' 8"	8' 11"	8' 0"	13' 5"	12' 2"	10' 8"
362S137-43	33	14' 8"	13' 6"	12' 1"	20' 8"	19' 1"	17' 0"	13' 1"	12' 1"	10' 9"	18' 5"	17' 0"	15' 0"	10' 6"	9' 9"	8' 8"	14' 7"	13' 3"	11' 7"
362S162-33	33	15' 1"	14' 0"	12' 6"	20' 10"	18' 11"	16' 6"	13' 6"	12' 6"	11' 3"	18' 2"	16' 6"	14' 5"	11' 0"	10' 2"	9' 2"	14' 1"	12' 9"	11' 2"
362S162-43	33	16' 8"	15' 4"	13' 8"	22' 8"	20' 7"	18' 0"	14' 10"	13' 8"	12' 3"	19' 10"	18' 0"	15' 9"	12' 0"	11' 1"	9' 11"	15' 4"	13' 11"	12' 2"

Section	4 psf Lateral Support of Compression Flange						6 psf Lateral Support of Compression Flange						13 psf Lateral Support of Compression Flange						
	Unsupported Joist Spacing (in) o.c.			Midspan Joist Spacing (in) o.c.			Unsupported Joist Spacing (in) o.c.			Midspan Joist Spacing (in) o.c.			Unsupported Joist Spacing (in) o.c.			Midspan Joist Spacing (in) o.c.			
	12	16	24	12	16	24	12	16	24	12	16	24	12	16	24	12	16	24	
400S125-18	33	9' 9" e	9' 1" e	8' 1" e	13' 5" e	12' 4" e	10' 10" e	8' 9" e	8' 1" e	7' 2" e	11' 11" e	10' 10" e	9' 3" e	7' 0" e	6' 5" e	5' 8" e	9' 0" e	8' 0" e	6' 8" e
400S125-27	33	11' 3"	10' 5"	9' 4"	15' 10"	14' 8"	13' 2"	10' 1"	9' 4"	8' 4"	14' 2"	13' 2"	11' 7"	8' 2"	7' 6"	6' 9"	11' 3"	10' 2"	8' 8"
400S125-30	33	11' 8"	10' 9"	9' 7"	16' 5"	15' 2"	13' 7"	10' 5"	9' 7"	8' 7"	14' 8"	13' 7"	12' 2"	8' 5"	7' 9"	6' 11"	11' 10"	10' 9"	9' 2"
400S125-33	33	12' 1"	11' 2"	10' 0"	17' 1"	15' 9"	14' 1"	10' 10"	10' 0"	8' 11"	15' 3"	14' 1"	12' 7"	8' 9"	8' 1"	7' 3"	12' 4"	11' 4"	9' 9"
400S125-43	33	13' 5"	12' 4"	11' 0"	18' 9"	17' 4"	15' 5"	11' 11"	11' 0"	9' 10"	16' 9"	15' 5"	13' 10"	9' 7"	8' 10"	7' 11"	13' 6"	12' 5"	10' 11"
400S137-27	33	12' 8"	11' 9"	10' 6"	18' 1"	16' 9"	15' 1"	11' 5"	10' 6"	9' 5"	16' 3"	15' 1"	13' 5"	9' 3"	8' 7"	7' 8"	13' 1"	11' 9"	9' 11" e
400S137-30	33	13' 2"	12' 2"	10' 10"	18' 8"	17' 3"	15' 6"	11' 9"	10' 10"	9' 9"	16' 9"	15' 6"	13' 10"	9' 7"	8' 10"	7' 11"	13' 6"	12' 4"	10' 6"
400S137-33	33	13' 8"	12' 7"	11' 3"	19' 4"	17' 10"	16' 0"	12' 2"	11' 3"	10' 1"	17' 4"	16' 0"	14' 4"	9' 10"	9' 2"	8' 2"	14' 0"	12' 10"	11' 1"
400S137-43	33	15' 1"	13' 10"	12' 4"	21' 2"	19' 6"	17' 6"	13' 5"	12' 4"	11' 1"	18' 11"	17' 6"	15' 7"	10' 10"	10' 0"	8' 11"	15' 4"	14' 1"	12' 4"
400S162-33	33	15' 6"	14' 4"	12' 10"	22' 0"	20' 5"	17' 10"	13' 10"	12' 10"	11' 6"	19' 8"	17' 10"	15' 7"	11' 3"	10' 5"	9' 4"	15' 2"	13' 9"	12' 0"
400S162-43	33	17' 0"	15' 9"	14' 1"	24' 1"	22' 3"	19' 5"	15' 3"	14' 1"	12' 7"	21' 4"	19' 5"	16' 11"	12' 3"	11' 4"	10' 2"	16' 6"	15' 0"	13' 1"
550S125-27	33	12' 5"	11' 6"	10' 5"	17' 11"	16' 7"	14' 10"	11' 2"	10' 5"	9' 4"	16' 1"	14' 10"	13' 3"	9' 2"	8' 6"	7' 7"	13' 0"	11' 11"	10' 5" e
550S125-30	33	12' 10"	11' 10"	10' 8"	18' 5"	17' 1"	15' 4"	11' 6"	10' 8"	9' 7"	16' 7"	15' 4"	13' 9"	9' 5"	8' 9"	7' 10"	13' 5"	12' 5"	11' 0" e
550S125-33	33	13' 3"	12' 3"	11' 0"	19' 0"	17' 7"	15' 10"	11' 11"	11' 0"	9' 11"	17' 1"	15' 10"	14' 2"	9' 8"	9' 0"	8' 1"	13' 11"	12' 10"	11' 6"
550S125-43	33	14' 7"	13' 5"	12' 0"	20' 7"	19' 0"	17' 1"	13' 0"	12' 0"	10' 9"	18' 5"	17' 1"	15' 4"	10' 6"	9' 8"	8' 8"	15' 0"	13' 11"	12' 6"
550S137-27	33	14' 1"	13' 0"	11' 9"	20' 4"	18' 10"	17' 0"	12' 8"	11' 9"	10' 7"	18' 4"	17' 0"	15' 4"	10' 4"	9' 7"	8' 8"	15' 0"	13' 11" e	12' 4" e
550S137-30	33	14' 6"	13' 5"	12' 1"	20' 10"	19' 4"	17' 5"	13' 0"	12' 1"	10' 10"	18' 9"	17' 5"	15' 9"	10' 8"	9' 10"	8' 11"	15' 5"	14' 4"	12' 9" e
550S137-33	33	14' 11"	13' 10"	12' 5"	21' 5"	19' 11"	17' 11"	13' 5"	12' 5"	11' 2"	19' 4"	17' 11"	16' 2"	10' 11"	10' 2"	9' 2"	15' 10"	14' 8"	13' 1"
550S137-43	33	16' 4"	15' 1"	13' 6"	23' 2"	21' 6"	19' 3"	14' 7"	13' 6"	12' 1"	20' 10"	19' 3"	17' 4"	11' 10"	10' 11"	9' 10"	17' 0"	15' 9"	14' 2"
550S162-33	33	17' 0"	15' 9"	14' 2"	24' 5"	22' 8"	20' 5"	15' 3"	14' 2"	12' 9"	22' 0"	20' 5"	18' 5"	12' 6"	11' 7"	10' 5"	18' 0"	16' 8"	14' 9" e
550S162-43	33	18' 6"	17' 1"	15' 4"	26' 5"	24' 5"	22' 0"	16' 7"	15' 4"	13' 9"	23' 8"	22' 0"	19' 9"	13' 5"	12' 6"	11' 2"	19' 4"	18' 0"	16' 0"
600S125-27	33	12' 9" e	11' 10" e	10' 8" e	18' 5" e	17' 0" e	15' 2" e	11' 6" e	10' 8" e	9' 7" e	16' 5" e	15' 2" e	13' 7" e	9' 5" e	8' 9" e	7' 10" e	13' 3" e	12' 3" e	10' 9" e
600S125-30	33	13' 2"	12' 2"	10' 11"	18' 11"	17' 7"	15' 9"	11' 10"	10' 11"	9' 10"	17' 0"	15' 9"	14' 0"	9' 8"	8' 11"	8' 1"	13' 9"	12' 8"	11' 4" e
600S125-33	33	13' 7"	12' 7"	11' 3"	19' 6"	18' 1"	16' 3"	12' 2"	11' 3"	10' 2"	17' 6"	16' 3"	14' 7"	9' 11"	9' 2"	8' 4"	14' 3"	13' 2"	11' 9"
600S125-43	33	14' 11"	13' 9"	12' 3"	21' 1"	19' 6"	17' 6"	13' 3"	12' 3"	11' 0"	18' 11"	17' 6"	15' 9"	10' 9"	9' 11"	8' 11"	15' 5"	14' 3"	12' 10"
600S137-27	33	14' 5" e	13' 4" e	12' 1" e	20' 9" e	19' 2" e	17' 3" e	13' 0" e	12' 0" e	10' 10" e	18' 7" e	17' 3" e	15' 5" e	10' 7" e	9' 10" e	8' 10" e	15' 1" e	14' 0" e	12' 4" e
600S137-30	33	14' 10"	13' 9"	12' 4"	21' 5"	19' 10"	17' 9"	13' 4"	12' 4"	11' 2"	19' 2"	17' 9"	15' 11"	10' 11"	10' 2"	9' 1"	15' 7"	14' 5"	12' 10" e
600S137-33	33	15' 3"	14' 2"	12' 9"	22' 0"	20' 5"	18' 4"	13' 9"	12' 9"	11' 5"	19' 10"	18' 4"	16' 6"	11' 3"	10' 5"	9' 5"	16' 1"	14' 11"	13' 4" e
600S137-43	33	16' 9"	15' 5"	13' 10"	23' 9"	22' 0"	19' 9"	14' 11"	13' 10"	12' 5"	21' 4"	19' 9"	17' 9"	12' 1"	11' 3"	10' 1"	17' 5"	16' 2"	14' 6"
600S162-33	33	17' 5"	16' 1"	14' 6"	25' 1"	23' 3"	21' 0"	15' 7"	14' 6"	13' 1"	22' 7"	21' 0"	18' 11"	12' 9"	11' 10"	10' 8"	18' 6"	17' 2"	15' 3" e
600S162-43	33	18' 11"	17' 6"	15' 8"	27' 0"	25' 1"	22' 6"	16' 11"	15' 8"	14' 1"	24' 4"	22' 6"	20' 3"	13' 9"	12' 9"	11' 6"	19' 10"	18' 5"	16' 6"

- Notes:
1. For unbraced sections, allowable moment based on AISI S100 section C3.1.2 with  $K_y L_y = K_t L_t =$  listed span. For mid-span braced sections, allowable moment based on AISI S100 C3.1.2 with  $K_y L_y = K_t L_t = (\text{listed span})/2$
  2. Safety factors based on 0.9W per AISI S220-11, B1(a).
  3. For spans listed with "e", web stiffeners are required at end reactions.
  4. For distortional buckling allowable moment,  $k_f = 0$ .
  5. Web crippling calculation based on bearing length = 1 inch.
  6. Web crippling and shear capacity have not been reduced for punchouts. If web punchouts occur near supports members must be checked for reduced shear and web crippling in accordance with AISI S100.
  7. Values are for simple span conditions.
  8. Moment of inertia for deflection is calculated at the maximum service level stress for the span and load listed. Note that this value may be higher than the effective  $I_{xx}$  listed in section property tables.

# ALLOWABLE CEILING SPANS - L/360



Section		4 psf Lateral Support of Compression Flange						6 psf Lateral Support of Compression Flange						13 psf Lateral Support of Compression Flange					
		Unsupported Joist Spacing (in) o.c.			Midspan Joist Spacing (in) o.c.			Unsupported Joist Spacing (in) o.c.			Midspan Joist Spacing (in) o.c.			Unsupported Joist Spacing (in) o.c.			Midspan Joist Spacing (in) o.c.		
		12	16	24	12	16	24	12	16	24	12	16	24	12	16	24	12	16	24
162S125-18	33	7' 5"	6' 9"	5' 11"	7' 5"	6' 9"	5' 11"	6' 6"	5' 11"	5' 1"	6' 6"	5' 11"	5' 1"	4' 11"	4' 6"	3' 10"	4' 11"	4' 6"	3' 10"
162S125-27	33	8' 6"	7' 8"	6' 9"	8' 6"	7' 8"	6' 9"	7' 5"	6' 9"	5' 10"	7' 5"	6' 9"	5' 10"	5' 9"	5' 2"	4' 6"	5' 9"	5' 2"	4' 6"
162S125-30	33	8' 9"	7' 11"	6' 11"	8' 9"	7' 11"	6' 11"	7' 8"	6' 11"	6' 1"	7' 8"	6' 11"	6' 1"	5' 11"	5' 4"	4' 8"	5' 11"	5' 4"	4' 8"
162S125-33	33	9' 0"	8' 2"	7' 2"	9' 0"	8' 2"	7' 2"	7' 11"	7' 2"	6' 3"	7' 11"	7' 2"	6' 3"	6' 1"	5' 6"	4' 10"	6' 1"	5' 6"	4' 10"
162S137-27	33	8' 10"	8' 0"	7' 0"	8' 10"	8' 0"	7' 0"	7' 9"	7' 0"	6' 2"	7' 9"	7' 0"	6' 2"	6' 0"	5' 5"	4' 9"	6' 0"	5' 5"	4' 9"
162S137-30	33	9' 1"	8' 3"	7' 3"	9' 1"	8' 3"	7' 3"	8' 0"	7' 3"	6' 4"	8' 0"	7' 3"	6' 4"	6' 2"	5' 7"	4' 11"	6' 2"	5' 7"	4' 11"
162S137-33	33	9' 5"	8' 7"	7' 6"	9' 5"	8' 7"	7' 6"	8' 3"	7' 6"	6' 6"	8' 3"	7' 6"	6' 6"	6' 4"	5' 9"	5' 1"	6' 4"	5' 9"	5' 1"
250S125-18	33	8' 8"	8' 0"	7' 1"	10' 3"	9' 3"	8' 1"	7' 9"	7' 1"	6' 4"	8' 11"	8' 1"	7' 0"	6' 2"	5' 8"	5' 0" e	6' 10"	6' 2"	5' 4" e
250S125-27	33	10' 0"	9' 3"	8' 3"	11' 9"	10' 8"	9' 4"	8' 11"	8' 3"	7' 4"	10' 3"	9' 4"	8' 1"	7' 2"	6' 8"	5' 11"	7' 11"	7' 2"	6' 3"
250S125-30	33	10' 4"	9' 7"	8' 6"	12' 1"	11' 0"	9' 7"	9' 3"	8' 6"	7' 7"	10' 7"	9' 7"	8' 5"	7' 5"	6' 11"	6' 2"	8' 2"	7' 5"	6' 5"
250S125-33	33	10' 10"	9' 11"	8' 10"	12' 6"	11' 4"	9' 11"	9' 7"	8' 10"	7' 11"	10' 11"	9' 11"	8' 8"	7' 9"	7' 1"	6' 4"	8' 5"	7' 8"	6' 8"
250S125-43	33	12' 2"	11' 2"	9' 11"	13' 7"	12' 4"	10' 9"	10' 9"	9' 11"	8' 9"	11' 10"	10' 9"	9' 5"	8' 7"	7' 11"	7' 0"	9' 2"	8' 4"	7' 3"
250S137-27	33	11' 4"	10' 6"	9' 5"	12' 3"	11' 1"	9' 9"	10' 2"	9' 5"	8' 5"	10' 8"	9' 9"	8' 6"	8' 3"	7' 6"	6' 7"	8' 3"	7' 6"	6' 7"
250S137-30	33	11' 9"	10' 10"	9' 8"	12' 8"	11' 6"	10' 0"	10' 6"	9' 8"	8' 8"	11' 0"	10' 0"	8' 9"	8' 6"	7' 9"	6' 9"	8' 6"	7' 9"	6' 9"
250S137-33	33	12' 2"	11' 3"	10' 1"	13' 1"	11' 10"	10' 4"	10' 10"	10' 1"	9' 0"	11' 5"	10' 4"	9' 1"	8' 10"	8' 0"	7' 0"	8' 10"	8' 0"	7' 0"
250S137-43	33	13' 8"	12' 6"	11' 2"	14' 2"	12' 11"	11' 3"	12' 1"	11' 2"	9' 10"	12' 5"	11' 3"	9' 10"	9' 7"	8' 8"	7' 7"	9' 7"	8' 8"	7' 7"
250S162-33	33	13' 8"	12' 5"	10' 10"	13' 8"	12' 5"	10' 10"	12' 0"	10' 10"	9' 6"	12' 0"	10' 10"	9' 6"	9' 3"	8' 5"	7' 4"	9' 3"	8' 5"	7' 4"
250S162-43	33	14' 11"	13' 6"	11' 10"	14' 11"	13' 6"	11' 10"	13' 0"	11' 10"	10' 4"	13' 0"	11' 10"	10' 4"	10' 1"	9' 2"	8' 0"	10' 1"	9' 2"	8' 0"
350S125-18	33	9' 5"	8' 9"	7' 9"	12' 11"	11' 10"	10' 3"	8' 5"	7' 9"	6' 10"	11' 5"	10' 3"	8' 9"	6' 8"	6' 2"	5' 5" e	8' 6" e	7' 6" e	6' 3" e
350S125-27	33	10' 10"	10' 0"	9' 0"	15' 2"	13' 9"	12' 0"	9' 9"	9' 0"	8' 0"	13' 3"	12' 0"	10' 6"	7' 10"	7' 3"	6' 6"	10' 2"	9' 3"	8' 1"
350S125-30	33	11' 3"	10' 5"	9' 3"	15' 8"	14' 3"	12' 5"	10' 1"	9' 3"	8' 4"	13' 8"	12' 5"	10' 10"	8' 2"	7' 6"	6' 9"	10' 7"	9' 7"	8' 4"
350S125-33	33	11' 8"	10' 9"	9' 7"	16' 2"	14' 8"	12' 10"	10' 5"	9' 7"	8' 7"	14' 2"	12' 10"	11' 3"	8' 5"	7' 9"	6' 11"	10' 11"	9' 11"	8' 8"
350S125-43	33	13' 0"	11' 11"	10' 7"	17' 7"	16' 0"	13' 11"	11' 6"	10' 7"	9' 5"	15' 4"	13' 11"	12' 2"	9' 3"	8' 6"	7' 7"	11' 10"	10' 9"	9' 5"
350S137-27	33	12' 3"	11' 4"	10' 2"	15' 10"	14' 5"	12' 7"	11' 0"	10' 2"	9' 2"	13' 10"	12' 7"	11' 0"	8' 11"	8' 4"	7' 5"	10' 8"	9' 9"	8' 6"
350S137-30	33	12' 8"	11' 9"	10' 6"	16' 4"	14' 10"	13' 0"	11' 4"	10' 6"	9' 5"	14' 3"	13' 0"	11' 4"	9' 3"	8' 6"	7' 8"	11' 0"	10' 0"	8' 9"
350S137-33	33	13' 2"	12' 2"	10' 11"	16' 11"	15' 4"	13' 5"	11' 9"	10' 11"	9' 9"	14' 9"	13' 5"	11' 9"	9' 6"	8' 10"	7' 11"	11' 5"	10' 4"	9' 1"
350S137-43	33	14' 7"	13' 5"	11' 11"	18' 4"	16' 8"	14' 7"	13' 0"	11' 11"	10' 8"	16' 1"	14' 7"	12' 9"	10' 5"	9' 8"	8' 7"	12' 5"	11' 3"	9' 10"
350S162-33	33	14' 11"	13' 10"	12' 5"	17' 9"	16' 1"	14' 1"	13' 5"	12' 5"	11' 1"	15' 6"	14' 1"	12' 3"	10' 11"	10' 1"	9' 1"	11' 11"	10' 10"	9' 6"
350S162-43	33	16' 6"	15' 2"	13' 7"	19' 3"	17' 6"	15' 3"	14' 9"	13' 7"	12' 2"	16' 10"	15' 3"	13' 4"	11' 11"	11' 0"	9' 10"	13' 0"	11' 10"	10' 4"
362S125-18	33	9' 6"	8' 10"	7' 10"	13' 1"	12' 0"	10' 5"	8' 6"	7' 10"	6' 11"	11' 6"	10' 5"	8' 11"	6' 9"	6' 2"	5' 6" e	8' 7" e	7' 8" e	6' 5" e
362S125-27	33	10' 11"	10' 2"	9' 1"	15' 5"	14' 2"	12' 4"	9' 10"	9' 1"	8' 1"	13' 7"	12' 4"	10' 9"	7' 11"	7' 4"	6' 7"	10' 6"	9' 6"	8' 3"
362S125-30	33	11' 4"	10' 6"	9' 4"	16' 0"	14' 7"	12' 9"	10' 2"	9' 4"	8' 5"	14' 1"	12' 9"	11' 2"	8' 3"	7' 7"	6' 9"	10' 10"	9' 10"	8' 7"
362S125-33	33	11' 9"	10' 10"	9' 9"	16' 8"	15' 1"	13' 2"	10' 6"	9' 9"	8' 8"	14' 6"	13' 2"	11' 6"	8' 6"	7' 10"	7' 0"	11' 3"	10' 2"	8' 11"
362S125-43	33	13' 1"	12' 0"	10' 8"	18' 1"	16' 5"	14' 4"	11' 8"	10' 9"	9' 6"	15' 9"	14' 4"	12' 6"	9' 4"	8' 7"	7' 8"	12' 2"	11' 1"	9' 8"
362S137-27	33	12' 5"	11' 5"	10' 3"	16' 3"	14' 9"	12' 11"	11' 1"	10' 3"	9' 3"	14' 3"	12' 11"	11' 3"	9' 0"	8' 4"	7' 6"	11' 0"	10' 0"	8' 9"
362S137-30	33	12' 10"	11' 10"	10' 7"	16' 10"	15' 3"	13' 4"	11' 6"	10' 7"	9' 6"	14' 8"	13' 4"	11' 8"	9' 4"	8' 7"	7' 9"	11' 4"	10' 4"	9' 0"
362S137-33	33	13' 3"	12' 3"	11' 0"	17' 4"	15' 9"	13' 9"	11' 11"	11' 0"	9' 10"	15' 2"	13' 9"	12' 0"	9' 8"	8' 11"	8' 0"	11' 9"	10' 8"	9' 4"
362S137-43	33	14' 8"	13' 6"	12' 1"	18' 11"	17' 2"	15' 0"	13' 1"	12' 1"	10' 9"	16' 6"	15' 0"	13' 1"	10' 6"	9' 9"	8' 8"	12' 9"	11' 7"	10' 1"
362S162-33	33	15' 1"	14' 0"	12' 6"	18' 2"	16' 6"	14' 5"	13' 6"	12' 6"	11' 3"	15' 11"	14' 5"	12' 7"	11' 0"	10' 2"	9' 2"	12' 3"	11' 2"	9' 9"
362S162-43	33	16' 8"	15' 4"	13' 8"	19' 10"	18' 0"	15' 9"	14' 10"	13' 8"	12' 3"	17' 3"	15' 9"	13' 9"	12' 0"	11' 1"	9' 11"	13' 4"	12' 2"	10' 7"

Section		4 psf Lateral Support of Compression Flange						6 psf Lateral Support of Compression Flange						13 psf Lateral Support of Compression Flange					
		Unsupported Joist Spacing (in) o.c.			Midspan Joist Spacing (in) o.c.			Unsupported Joist Spacing (in) o.c.			Midspan Joist Spacing (in) o.c.			Unsupported Joist Spacing (in) o.c.			Midspan Joist Spacing (in) o.c.		
		12	16	24	12	16	24	12	16	24	12	16	24	12	16	24	12	16	24
400S125-18	33	9' 9" e	9' 1" e	8' 1" e	13' 5" e	12' 4" e	10' 10" e	8' 9" e	8' 1" e	7' 2" e	11' 11" e	10' 10" e	9' 3" e	7' 0" e	6' 5" e	5' 8" e	9' 0" e	8' 0" e	6' 8" e
400S125-27	33	11' 3"	10' 5"	9' 4"	15' 10"	14' 8"	13' 2"	10' 1"	9' 4"	8' 4"	14' 2"	13' 2"	11' 7"	8' 2"	7' 6"	6' 9"	11' 3"	10' 2"	8' 8"
400S125-30	33	11' 8"	10' 9"	9' 7"	16' 5"	15' 2"	13' 7"	10' 5"	9' 7"	8' 7"	14' 8"	13' 7"	12' 0"	8' 5"	7' 9"	6' 11"	11' 8"	10' 7"	9' 2"
400S125-33	33	12' 1"	11' 2"	10' 0"	17' 1"	15' 9"	14' 1"	10' 10"	10' 0"	8' 11"	15' 3"	14' 1"	12' 5"	8' 9"	8' 1"	7' 3"	12' 2"	11' 0"	9' 7"
400S125-43	33	13' 5"	12' 4"	11' 0"	18' 9"	17' 4"	15' 5"	11' 11"	11' 0"	9' 10"	16' 9"	15' 5"	13' 7"	9' 7"	8' 10"	7' 11"	13' 2"	12' 0"	10' 6"
400S137-27	33	12' 8"	11' 9"	10' 6"	17' 7"	16' 0"	13' 11"	11' 5"	10' 6"	9' 5"	15' 4"	13' 11"	12' 2"	9' 3"	8' 7"	7' 8"	11' 10"	10' 9"	9' 5" e
400S137-30	33	13' 2"	12' 2"	10' 10"	18' 2"	16' 6"	14' 5"	11' 9"	10' 10"	9' 9"	15' 10"	14' 5"	12' 7"	9' 7"	8' 10"	7' 11"	12' 3"	11' 1"	9' 9"
400S137-33	33	13' 8"	12' 7"	11' 3"	18' 9"	17' 0"	14' 11"	12' 2"	11' 3"	10' 1"	16' 5"	14' 11"	13' 0"	9' 10"	9' 2"	8' 2"	12' 8"	11' 6"	10' 1"
400S137-43	33	15' 1"	13' 10"	12' 4"	20' 5"	18' 6"	16' 2"	13' 5"	12' 4"	11' 1"	17' 10"	16' 2"	14' 2"	10' 10"	10' 0"	8' 11"	13' 9"	12' 6"	10' 11"
400S162-33	33	15' 6"	14' 4"	12' 10"	19' 8"	17' 10"	15' 7"	13' 10"	12' 10"	11' 6"	17' 2"	15' 7"	13' 7"	11' 3"	10' 5"	9' 4"	13' 3"	12' 0"	10' 6"
400S162-43	33	17' 0"	15' 9"	14' 1"	21' 4"	19' 5"	16' 11"	15' 3"	14' 1"	12' 7"	18' 8"	16' 11"	14' 10"	12' 3"	11' 4"	10' 2"	14' 5"	13' 1"	11' 5"
550S125-27	33	12' 5"	11' 6"	10' 5"	17' 11"	16' 7"	14' 10"	11' 2"	10' 5"	9' 4"	16' 1"	14' 10"	13' 3"	9' 2"	8' 6"	7' 7"	13' 0"	11' 11"	10' 5" e
550S125-30	33	12' 10"	11' 10"	10' 8"	18' 5"	17' 1"	15' 4"	11' 6"	10' 8"	9' 7"	16' 7"	15' 4"	13' 9"	9' 5"	8' 9"	7' 10"	13' 5"	12' 5"	11' 0" e
550S125-33	33	13' 3"	12' 3"	11' 0"	19' 0"	17' 7"	15' 10"	11' 11"	11' 0"	9' 11"	17' 1"	15' 10"	14' 2"	9' 8"	9' 0"	8' 1"	13' 11"	12' 10"	11' 6"
550S125-43	33	14' 7"	13' 5"	12' 0"	20' 7"	19' 0"	17' 1"	13' 0"	12' 0"	10' 9"	18' 5"	17' 1"	15' 4"	10' 6"	9' 8"	8' 8"	15' 0"	13' 11"	12' 6"
550S137-27	33	14' 1"	13' 0"	11' 9"	20' 4"	18' 10"	17' 0"	12' 8"	11' 9"	10' 7"	18' 4"	17' 0"	15' 4"	10' 4"	9' 7"	8' 8"	15' 0"	13' 10" e	12' 1" e
550S137-30	33	14' 6"	13' 5"	12' 1"	20' 10"	19' 4"	17' 5"	13' 0"	12' 1"	10' 10"	18' 9"	17' 5"	15' 9"	10' 8"	9' 10"	8' 11"	15' 5"	14' 4"	12' 6" e
550S137-33	33	14' 11"	13' 10"	12' 5"	21' 5"	19' 11"	17' 11"	13' 5"	12' 5"	11' 2"	19' 4"	17' 11"	16' 2"	10' 11"	10' 2"	9' 2"	15' 10"	14' 8"	12' 11"
550S137-43	33	16' 4"	15' 1"	13' 6"	23' 2"	21' 6"	19' 3"	14' 7"	13' 6"	12' 1"	20' 10"	19' 3"	17' 4"	11' 10"	10' 11"	9' 10"	17' 0"	15' 9"	14' 1"
550S162-33	33	17' 0"	15' 9"	14' 2"	24' 5"	22' 8"	20' 0"	15' 3"	14' 2"	12' 9"	22' 0"	20' 0"	17' 5"	12' 6"	11' 7"	10' 5"	17' 0"	15' 5"	13' 6" e
550S162-43	33	18' 6"	17' 1"	15' 4"	26' 5"	24' 5"	21' 9"	16' 7"	15' 4"	13' 9"	23' 8"	21' 9"	19' 0"	13' 5"	12' 6"	11' 2"	18' 6"	16' 10"	14' 8"
600S125-27	33	12' 9" e	11' 10" e	10' 8" e	18' 5" e	17' 0" e	15' 2" e	11' 6" e	10' 8" e	9' 7" e	16' 5" e	15' 2" e	13' 7" e	9' 5" e	8' 9" e	7' 10" e	13' 3" e	12' 3" e	10' 9" e
600S125-30	33	13' 2"	12' 2"	10' 11"	18' 11"	17' 7"	15' 9"	11' 10"	10' 11"	9' 10"	17' 0"	15' 9"	14' 0"	9' 8"	8' 11"	8' 1"	13' 9"	12' 8"	11' 4" e
600S125-33	33	13' 7"	12' 7"	11' 3"	19' 6"	18' 1"	16' 3"	12' 2"	11' 3"	10' 2"	17' 6"	16' 3"	14' 7"	9' 11"	9' 2"	8' 4"	14' 3"	13' 2"	11' 9"
600S125-43	33	14' 11"	13' 9"	12' 3"	21' 1"	19' 6"	17' 6"	13' 3"	12' 3"	11' 0"	18' 11"	17' 6"	15' 9"	10' 9"	9' 11"	8' 11"	15' 5"	14' 3"	12' 10"
600S137-27	33	14' 5" e	13' 4" e	12' 1" e	20' 9" e	19' 2" e	17' 3" e	13' 0" e	12' 0" e	10' 10" e	18' 7" e	17' 3" e	15' 5" e	10' 7" e	9' 10" e	8' 10" e	15' 1" e	14' 0" e	12' 4" e
600S137-30	33	14' 10"	13' 9"	12' 4"	21' 5"	19' 10"	17' 9"	13' 4"	12' 4"	11' 2"	19' 2"	17' 9"	15' 11"	10' 11"	10' 2"	9' 1"	15' 7"	14' 5"	12' 10" e
600S137-33	33	15' 3"	14' 2"	12' 9"	22' 0"	20' 5"	18' 4"	13' 9"	12' 9"	11' 5"	19' 10"	18' 4"	16' 6"	11' 3"	10' 5"	9' 5"	16' 1"	14' 11"	13' 4" e
600S137-43	33	16' 9"	15' 5"	13' 10"	23' 9"	22' 0"	19' 9"	14' 11"	13' 10"	12' 5"	21' 4"	19' 9"	17' 9"	12' 1"	11' 3"	10' 1"	17' 5"	16' 2"	14' 6"
600S162-33	33	17' 5"	16' 1"	14' 6"	25' 1"	23' 3"	21' 0"	15' 7"	14' 6"	13' 1"	22' 7"	21' 0"	18' 8"	12' 9"	11' 10"	10' 8"	18' 2"	16' 6"	14' 5" e
600S162-43	33	18' 11"	17' 6"	15' 8"	27' 0"	25' 1"	22' 6"	16' 11"	15' 8"	14' 1"	24' 4"	22' 6"	20' 3"	13' 9"	12' 9"	11' 6"	19' 10"	18' 0"	15' 9"

- Notes:
- For unbraced sections, allowable moment based on AISI S100 section C3.1.2 with  $K_y L_y = K_t L_t =$  listed span. For mid-span braced sections, allowable moment based on AISI S100 C3.1.2 with  $K_y L_y = K_t L_t = (\text{listed span})/2$
  - Safety factors based on 0.9W per AISI S220-11, B1(a).
  - For spans listed with "e", web stiffeners are required at end reactions.
  - For distortional buckling allowable moment,  $k_f = 0$ .
  - Web crippling calculation based on bearing length = 1 inch.
  - Web crippling and shear capacity have not been reduced for punchouts. If web punchouts occur near supports members must be checked for reduced shear and web crippling in accordance with AISI S100.
  - Values are for simple span conditions.
  - Moment of inertia for deflection is calculated at the maximum service level stress for the span and load listed.  
Note that this value may be higher than the effective  $I_{xx}$  listed in section property tables.

Section	Design Thickness (in)	Gross						Effective Properties 33 ksi			
		Area (in <sup>2</sup> )	Weight (lb/ft)	I <sub>x</sub> (in <sup>4</sup> )	R <sub>x</sub> (in)	I <sub>y</sub> (in <sup>4</sup> )	R <sub>y</sub> (in)	I <sub>x</sub> (in <sup>4</sup> )	S <sub>x</sub> (in <sup>3</sup> )	Ma (in-k)	Va (lb)
CRC-075	0.0566	0.087	0.30	0.007	0.288	0.002	0.155	0.007	0.019	0.45	315
CRC-150	0.0566	0.129	0.44	0.039	0.547	0.003	0.144	0.039	0.052	1.22	840
CRC-200	0.0566	0.157	0.54	0.079	0.709	0.003	0.136	0.079	0.079	1.87	1190
CRC-250	0.0566	0.186	0.63	0.139	0.866	0.003	0.128	0.139	0.111	2.64	1540

## ALLOWABLE CEILING SPANS

### Cold-Rolled Channel (CRC)-L/240

Section		4 psf Channel Spacing (in) o.c.					6 psf Channel Spacing (in) o.c.					13 psf Channel Spacing (in) o.c.					15 psf Channel Spacing (in) o.c.				
		24	36	48	60	72	24	36	48	60	72	24	36	48	60	72	24	36	48	60	72
CRC-075-33	Single	3' 11"	3' 5"	3' 1"	2' 10"	2' 8"	3' 5"	3' 0"	2' 8"	2' 6"	2' 4"	2' 7"	2' 4"	2' 1"	1' 11"	1' 10"	2' 6"	2' 2"	2' 0"	1' 10"	1' 9"
	Multiple	4' 10"	4' 2"	3' 10"	3' 7"	3' 4"	4' 2"	3' 8"	3' 4"	3' 1"	2' 11"	3' 3"	2' 10"	2' 6"	2' 3"	2' 0"	3' 1"	2' 8"	2' 4"	2' 1"	1' 11"
CRC-150-33	Single	5' 9"	5' 0"	4' 7"	4' 3"	4' 0"	5' 0"	4' 5"	4' 0"	3' 9"	3' 6"	3' 11"	3' 5"	3' 1"	2' 10"	2' 8"	3' 9"	3' 3"	2' 11"	2' 8"	2' 6"
	Multiple	7' 4"	6' 5"	5' 10"	5' 5"	5' 1"	6' 5"	5' 7"	5' 1"	4' 9"	4' 5"	5' 0"	4' 4"	3' 11"	3' 6"	3' 2"	4' 9"	4' 1"	3' 8"	3' 3"	2' 11"
CRC-200-33	Single	6' 0"	5' 3"	4' 10"	4' 6"	4' 3"	5' 3"	4' 7"	4' 3"	3' 11"	3' 8"	4' 1"	3' 7"	3' 4"	3' 1"	2' 11"	3' 11"	3' 5"	3' 2"	2' 11"	2' 9"
	Multiple	7' 8"	6' 9"	6' 1"	5' 8"	5' 4"	6' 9"	5' 11"	5' 4"	5' 0"	4' 8"	5' 3"	4' 7"	4' 2"	3' 11"	3' 8"	5' 0"	4' 5"	4' 0"	3' 9"	3' 5"
CRC-250-33	Single	6' 3"	5' 6"	5' 0"	4' 8"	4' 5"	5' 6"	4' 10"	4' 5"	4' 1"	3' 10"	4' 3"	3' 9"	3' 5"	3' 3"	3' 0"	4' 1"	3' 7"	3' 4"	3' 1"	2' 11"
	Multiple	8' 0"	7' 0"	6' 4"	5' 11"	5' 7"	7' 0"	6' 2"	5' 7"	5' 2"	4' 11"	5' 5"	4' 9"	4' 4"	4' 1"	3' 10"	5' 2"	4' 7"	4' 2"	3' 11"	3' 8"

### Cold-Rolled Channel (CRC)-L/360

Section		4 psf Channel Spacing (in) o.c.					6 psf Channel Spacing (in) o.c.					13 psf Channel Spacing (in) o.c.					15 psf Channel Spacing (in) o.c.				
		24	36	48	60	72	24	36	48	60	72	24	36	48	60	72	24	36	48	60	72
CRC-075-33	Single	3' 5"	3' 0"	2' 8"	2' 6"	2' 4"	3' 0"	2' 7"	2' 4"	2' 2"	2' 1"	2' 4"	2' 0"	1' 10"	1' 8"	1' 7"	2' 2"	1' 11"	1' 9"	1' 7"	1' 6"
	Multiple	4' 2"	3' 8"	3' 4"	3' 1"	2' 11"	3' 8"	3' 2"	2' 11"	2' 8"	2' 7"	2' 10"	2' 6"	2' 3"	2' 1"	2' 0"	2' 8"	2' 4"	2' 2"	2' 0"	1' 10"
CRC-150-33	Single	5' 9"	5' 0"	4' 7"	4' 3"	4' 0"	5' 0"	4' 5"	4' 0"	3' 9"	3' 6"	3' 11"	3' 5"	3' 1"	2' 10"	2' 8"	3' 9"	3' 3"	2' 11"	2' 8"	2' 6"
	Multiple	7' 4"	6' 5"	5' 10"	5' 5"	5' 1"	6' 5"	5' 7"	5' 1"	4' 9"	4' 5"	5' 0"	4' 4"	3' 11"	3' 6"	3' 2"	4' 9"	4' 1"	3' 8"	3' 3"	2' 11"
CRC-200-33	Single	6' 0"	5' 3"	4' 10"	4' 6"	4' 3"	5' 3"	4' 7"	4' 3"	3' 11"	3' 8"	4' 1"	3' 7"	3' 4"	3' 1"	2' 11"	3' 11"	3' 5"	3' 2"	2' 11"	2' 9"
	Multiple	7' 8"	6' 9"	6' 1"	5' 8"	5' 4"	6' 9"	5' 11"	5' 4"	5' 0"	4' 8"	5' 3"	4' 7"	4' 2"	3' 11"	3' 8"	5' 0"	4' 5"	4' 0"	3' 9"	3' 5"
CRC-250-33	Single	6' 3"	5' 6"	5' 0"	4' 8"	4' 5"	5' 6"	4' 10"	4' 5"	4' 1"	3' 10"	4' 3"	3' 9"	3' 5"	3' 3"	3' 0"	4' 1"	3' 7"	3' 4"	3' 1"	2' 11"
	Multiple	8' 0"	7' 0"	6' 4"	5' 11"	5' 7"	7' 0"	6' 2"	5' 7"	5' 2"	4' 11"	5' 5"	4' 9"	4' 4"	4' 1"	3' 10"	5' 2"	4' 7"	4' 2"	3' 11"	3' 8"



## Physical/Structural Properties for Hat Furring Channels (DWFC)

Section	Gross Properties								Effective Properties		
	Fy (ksi)	Design Thickness (in)	Area (in <sup>2</sup> )	Weight (lb/ft)	Ix (in <sup>4</sup> )	Rx (in)	Iy (in <sup>4</sup> )	Ry (in)	Ix (in <sup>4</sup> )	Sx (in <sup>3</sup> )	Ma (Ft-lb)
DWFC088-18	33	0.0188	0.0702	0.239	0.0089	0.3565	0.0354	0.7101	0.0086	0.0160	26.4
DWFC088-30	33	0.0312	0.1149	0.391	0.0143	0.3527	0.0580	0.7105	0.0143	0.0307	50.5
DWFC088-43	33	0.0451	0.1617	0.550	0.0196	0.3481	0.0817	0.7108	0.0196	0.0420	69.2
DWFC088-54	50	0.0566	0.1967	0.669	0.0234	0.3448	0.0994	0.7109	0.0234	0.0501	124.9
DWFC150-18	33	0.0188	0.0939	0.320	0.0311	0.5752	0.0467	0.7052	0.0299	0.0344	56.6
DWFC150-30	33	0.0312	0.1543	0.525	0.0503	0.5710	0.0767	0.7050	0.0503	0.0639	105.3
DWFC150-43	33	0.0451	0.2188	0.745	0.0699	0.5654	0.1087	0.7048	0.0699	0.0888	146.3
DWFC150-54	50	0.0566	0.2686	0.914	0.0844	0.5606	0.1335	0.7050	0.0844	0.1071	267.2

- Notes:**
- Properties based on the AISI S100-2012. Safety factor NOT adjusted for AISI S220-11 for Ma determination
  - Design thickness used for determination of properties. Minimum delivered thickness must be no less than 95% of design thickness.
  - For deflection calculations, use effective Ixx.
  - Effective properties are given as the minimum value for positive or negative bending.

## Hat Furring Channel (DWFC) Allowable Ceiling Spans - L/240


Section	Fy (ksi)	Spans	4 psf Spacing (in) oc			Uniform Load 6 psf Spacing (in) oc			13 psf Spacing (in) oc		
			12	16	24	12	16	24	12	16	24
DWFC088-18	33	Single	5' 2"	4' 8"	4' 1"	4' 6"	4' 1"	3' 7"	3' 6"	3' 2"	2' 9"
		Multiple	6' 5"	5' 10"	5' 1"	5' 7"	5' 1"	4' 4"	4' 2"	3' 8"	2' 11"
DWFC088-30	33	Single	6' 1"	5' 7"	4' 10"	5' 4"	4' 10"	4' 3"	4' 1"	3' 9"	3' 3"
		Multiple	7' 7"	6' 11"	6' 0"	6' 7"	6' 0"	5' 3"	5' 1"	4' 8"	4' 1"
DWFC088-43	33	Single	6' 10"	6' 2"	5' 5"	5' 11"	5' 5"	4' 8"	4' 7"	4' 2"	3' 8"
		Multiple	8' 5"	7' 8"	6' 8"	7' 4"	6' 8"	5' 10"	5' 8"	5' 2"	4' 6"
DWFC088-54	50	Single	7' 3"	6' 7"	5' 9"	6' 4"	5' 9"	5' 0"	4' 10"	4' 5"	3' 10"
		Multiple	8' 11"	8' 1"	7' 1"	7' 10"	7' 1"	6' 2"	6' 0"	5' 6"	4' 9"
DWFC150-18	33	Single	7' 10"	7' 1"	6' 3"	6' 10"	6' 3"	5' 5"	5' 3"	4' 10"	4' 2"
		Multiple	9' 9"	8' 10"	7' 8"	8' 6"	7' 8"	6' 3"	5' 11"	5' 0"	3' 11"
DWFC150-18	33	Single	9' 4"	8' 6"	7' 5"	8' 2"	7' 5"	6' 6"	6' 3"	5' 9"	5' 0"
		Multiple	11' 7"	10' 6"	9' 2"	10' 1"	9' 2"	8' 0"	7' 9"	7' 1"	5' 11"
DWFC150-43	33	Single	10' 5"	9' 6"	8' 3"	9' 1"	8' 3"	7' 3"	7' 0"	6' 5"	5' 7"
		Multiple	12' 11"	11' 9"	10' 3"	11' 3"	10' 3"	8' 11"	8' 8"	7' 11"	6' 11"
DWFC150-54	50	Single	11' 1"	10' 1"	8' 10"	9' 8"	8' 10"	7' 8"	7' 6"	6' 10"	5' 11"
		Multiple	13' 9"	12' 6"	10' 11"	12' 0"	10' 11"	9' 6"	9' 3"	8' 5"	7' 4"

- Notes:**
- Allowable spans include 0.9 multiplier on safety factor, W, per AISI S220-11
  - Single spans taken as the minimum span based on moment, shear, web crippling or deflection
  - Multiple spans indicate two or more equal, continuous spans with span length measured support to support.
  - Multiple spans taken as the minimum span based on moment, shear, web crippling, deflection combined bending and shear or combined and web crippling
  - Web crippling values based on 1" bearing at end and interior supports.

## Hat Furring Channel (DWFC) Allowable Ceiling Spans - L/360

Section	Fy (ksi)	Spans	4 psf Spacing (in) oc			Uniform Load 6 psf Spacing (in) oc			13 psf Spacing (in) oc		
			12	16	24	12	16	24	12	16	24
DWFC088-18	33	Single	4' 6"	4' 1"	3' 7"	3' 11"	3' 7"	3' 1"	3' 0"	2' 9"	2' 5"
		Multiple	5' 7"	5' 1"	4' 5"	4' 10"	4' 5"	3' 10"	3' 9"	3' 5"	2' 11"
DWFC088-30	33	Single	5' 4"	4' 10"	4' 3"	4' 8"	4' 3"	3' 8"	3' 7"	3' 3"	2' 10"
		Multiple	6' 7"	6' 0"	5' 3"	5' 9"	5' 3"	4' 7"	4' 5"	4' 1"	3' 6"
DWFC088-43	33	Single	5' 11"	5' 5"	4' 8"	5' 2"	4' 8"	4' 1"	4' 0"	3' 8"	3' 2"
		Multiple	7' 4"	6' 8"	5' 10"	6' 5"	5' 10"	5' 1"	4' 11"	4' 6"	3' 11"
DWFC088-43	50	Single	6' 4"	5' 9"	5' 0"	5' 6"	5' 0"	4' 4"	4' 3"	3' 10"	3' 4"
		Multiple	7' 10"	7' 1"	6' 2"	6' 10"	6' 2"	5' 5"	5' 3"	4' 9"	4' 2"
DWFC150-18	33	Single	6' 10"	6' 3"	5' 5"	6' 0"	5' 5"	4' 9"	4' 7"	4' 2"	3' 8"
		Multiple	8' 6"	7' 8"	6' 9"	7' 5"	6' 9"	5' 10"	5' 9"	5' 0"	3' 11"
DWFC150-30	33	Single	8' 2"	7' 5"	6' 6"	7' 1"	6' 6"	5' 8"	5' 6"	5' 0"	4' 4"
		Multiple	10' 1"	9' 2"	8' 0"	8' 10"	8' 0"	7' 0"	6' 10"	6' 2"	5' 5"
DWFC150-43	33	Single	9' 1"	8' 3"	7' 3"	7' 11"	7' 3"	6' 4"	6' 2"	5' 7"	4' 10"
		Multiple	11' 3"	10' 3"	8' 11"	9' 10"	8' 11"	7' 10"	7' 7"	6' 11"	6' 0"
DWFC150-54	50	Single	9' 8"	8' 10"	7' 8"	8' 6"	7' 8"	6' 8"	6' 6"	5' 11"	5' 2"
		Multiple	12' 0"	10' 11"	9' 6"	10' 6"	9' 6"	8' 4"	8' 1"	7' 4"	6' 5"

- Notes:**
1. Allowable spans include 0.9 multiplier on safety factor, W, per AISI S220-11
  2. Single spans taken as the minimum span based on moment, shear, web crippling or deflection
  3. Multiple spans indicate two or more equal, continuous spans with span length measured support to support.
  4. Multiple spans taken as the minimum span based on moment, shear, web crippling, deflection combined bending and shear or combined and web crippling
  5. Web crippling values based on 1" bearing at end and interior supports.



**TELLING  
ENGINEERING  
CONSULTANTS**

The TELLING® Engineering Consultant [TEC] group provides quoted professional fully licensed full-service engineering and technical consultation to contractors, architects and structural engineers nationwide.

The Telling® Engineering Consultant [TEC] group offers quoted services including:

- Shop drawings and calculations for curtain (non-load bearing) and full load-bearing designs
- Preliminary sizing
- Pre-bid engineering pricing
- FREE technical assistance including LEED compliance with Telling’s products.

**ENGINEERING AND DESIGN SERVICES (QUOTED) & TECHNICAL SERVICES (FREE)**

technical@tellingindustries.com

1-866-372-6384

440-478-8625 (direct)

**ENGINEERING - RECOMMENDED FIRMS**

**RAZ TECH, INC.**

**Web:** www.raztechinc.com  
**Email:** rzadeh@raztechinc.com  
**Office:** 678.878.3748  
**Cell:** 404.665.7506  
**Address:** RAZ Tech, Inc.  
 419 E. Crossville Road, Suite 108  
 Roswell, GA 30075

**DSI-ENGINEERING, LLC**

**Web:** www.dsi-digital.com  
**E-Mail:** info@dsi-engineering.com  
**Phone:** 770.375.4500  
**Fax:** 770.242.6305  
**Address:** DSi Engineering LLC  
 5550 Triangle Parkway, Suite 100  
 Norcross, GA 30092

**DEVCO ENGINEERING INC.**

**Web:** www.devcoengineering.com  
**E-Mail:** administrator@devcoengineering.com  
**Phone:** 541.757.8991  
**Fax:** 541.757.9885  
**Address:** DEVCO Engineering, Inc.  
 245 NE Conifer, P.O. Box 1211  
 Corvallis, OR 97339

**MATSEN FORD DESIGN ASSOCIATES, INC.**

**Web:** www.matsenford.com  
**Phone:** 262.522.9500  
**Fax:** 262.522.9501  
**Address:** N8 W22350 Johnson Drive,  
 Suite B9  
 Waukesha, WI 53186

**EXCEL ENGINEERING**

**Web:** www.excelengineer.com  
**E-Mail:** info@excelengineer.com  
**Phone:** 920.926.9800  
**Fax:** 920.926.9801  
**Address:** 100 Camelot Drive  
 Fond du Lac, WI 54935

**ADTEK ENGINEERING**

**Web:** www.adtekengineers.com  
**E-Mail:** info@excelengineer.com

**ADTEK-FAIRFAX VIRGINIA**

**Contacts:** Mahendra Shah, PE,  
 Jeff Klaiman PE  
**E-Mail:** jklaiman@adtekengineers.com  
**Phone:** 703.691.4040  
**Fax:** 703.691.4056  
**Address:** 3251 Old Lee Highway,  
 Suite 405 Fairfax, Virginia 22030

**ADTEK- BAY CITY MICHIGAN**

**Contact:** Eric Fodrey, PE  
**E-Mail:** efodrey@adtekengineers.com  
**Phone:** 989.671.9132  
**Fax:** 989.509.5911  
**Address:** 3865 Wilder Road Suite 7E  
 Bay City, MI 48076

**ADTEK-FREDERICK MARYLAND**

**Contact:** Jeff Miller, PE  
**E-Mail:** jmiller@adtekengineers.com  
**Phone:** 301.662.4408  
**Fax:** 301.662.7484  
**Address:** Patrick East Business Center  
 97 Monocacy Boulevard, Unit H  
 Frederick, Maryland 21701



# LOCATIONS

## CORPORATE HEADQUARTERS

4420 SHERWIN ROAD

WILLOUGHBY, OH 44094

PHONE: 440-974-3370

TOLL FREE: 866-FRAME-TI(372-6384)

FAX: 440-974-3408

E-MAIL: SALES.CORP@TELLINGINDUSTRIES.COM

## MIDWEST FACILITY

2105 LARRICK ROAD

CAMBRIDGE, OH 43725

PHONE: 740-435-8900

TOLL FREE: 866-35STUDS (357-8837)

FAX: 740-435-8915

E-MAIL: SALES.OH@TELLINGINDUSTRIES.COM

## MIDSOUTH FACILITY

1400 SOUTHWIRE DRIVE

OSCEOLA, AR 72370

PHONE: 870-563-6065

TOLL FREE: 888-711-3124

FAX: 870-563-2471

E-MAIL: SALES.AR@TELLINGINDUSTRIES.COM

## NORTHEAST FACILITY

1050 KENNEDY ROAD

WINDSOR, CT 06095

TOLL FREE: 866-372-6384

FAX: 440-974-3408

E-MAIL: SALES.CORP@TELLINGINDUSTRIES.COM