

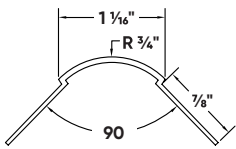


3/4" Large Bullnose Archway Bead

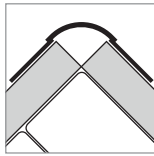
With its soft, rounded profile, it's no wonder that the 3/4" Large Bullnose Archway Bead remains one of Trim-Tex's most popular corner trim designs! Whether you're looking to soften your corners for a safer recreational environment or add a traditional/southwestern look to your room, Trim-Tex offers the most complete line of 3/4"-radius Bullnose products in the industry.

Installation Guide

Technical Specs



Setback: 3/4" Large



Scan Below for Installation Video



Before Installation:

Ensure setbacks are even with the corner edge. Measure, cut and dry fit the bead, leaving a 1/2" gap at the floor.

Step 1:

Coat both the bead and edge of drywall with Trim-Tex 847 Spray Adhesive.

Step 2:

Press the bead in place, applying pressure to the mud legs.

Step 3:

Staple every 6"-8" using 1/2" staples.

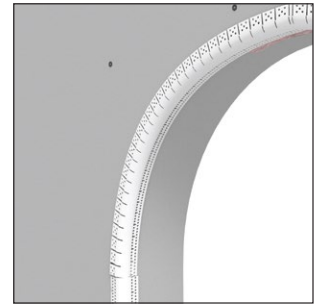
Step 4:

Finish with drywall compound.

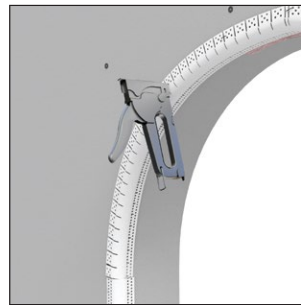
Step 1:



Step 2:



Step 3:



Step 4:

