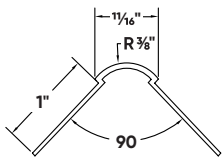


3/8" Medium Bullnose Archway Bead

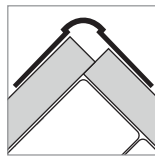
With a stylish 3/8" radius, the medium-sized Bullnose Corner Bead (formerly known as 350 Bull) provides a more subtle bullnose finish to archways than its larger-radius cousins. A perfect pick for those looking for an alternative to straight 90-degree corners. Like all our Bullnose profiles, its PVC construction allows it to stand up to abuse.

Installation Guide

Technical Specs



Setback: 3/8" Medium



Scan Below for Installation Video



Before Installation:

Measure, cut and dry fit the bead, leaving a 1/2" gap at the floor.

Step 1:

Coat both the bead and edge of drywall with Trim-Tex 847 Spray Adhesive.

Step 2:

Press the bead in place, applying pressure to the mud legs.

Step 3:


Staple every 6"-8" using 1/2" staples.
Note: for smaller arches, stapling each tab may be necessary.

Step 4:

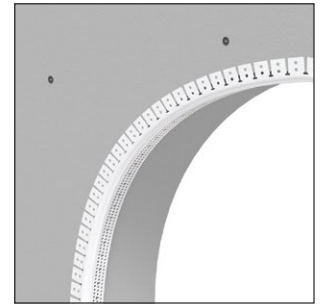
Finish with drywall compound.



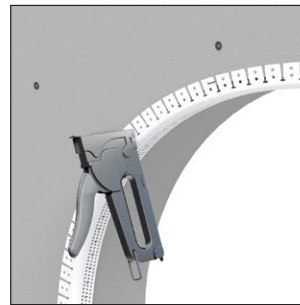
Step 1:



Step 2:



Step 3:



Step 4:

