



Buttboard™ Drywall Backer

Trim-Tex's solution to eliminating butt-joint bulges is a favorite among pro drywall finishers. Buttboard Drywall Backer is a uniquely engineered OSB plank that pulls back the edges of the cut end of the drywall, creating a tapered edge that requires far less time and far less joint compound to finish.

Installation Guide

Scan Below for
Installation Video



Before Installation:

Install first drywall sheet with butt end centered between framing members.

Step 1:

Center Buttboard on backside of drywall.

Step 2:

Install screws every 8"-12" set in 1" from drywall edge.

Step 3:

Butt end of second drywall sheet to end of first sheet. Leave out the screws at the framing member nearest to butt end. Install screws every 8"-12" set in 1" from butt edge.


Step 4:

Finish fastening both sheets to framing members.


Step 5:

Tape and mud butt joint.

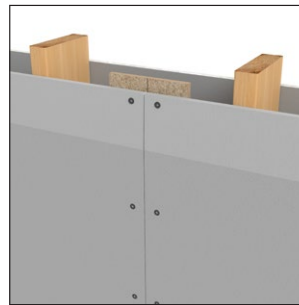
Step 1:



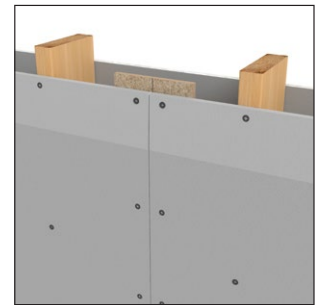
Step 2:



Step 3:



Step 4:



Step 5:

