



Large Chamfer Bead® Splayed

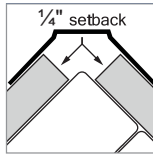
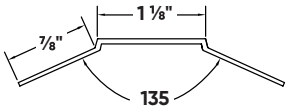
A popular style among architects, finishers and interior designers alike, Large Chamfer Bead gives your corners a modern look with crisp lines and stark shadows. This splayed version of the bead is a stylish choice for finishing off-angles, fitting a standard 135-degree outside corner.

Installation Guide

Technical Specs

Setback: Large Chamfer

Scan Below for Installation Video



Before Installation:

Ensure setbacks are even with the corner edge. Measure, cut and dry fit the bead, leaving a 1/2" gap at the floor.

Step 1:

Coat both the bead and edge of drywall with Trim-Tex 847 Spray Adhesive.

Step 2:

Press the bead in place, applying pressure to the mud legs.

Step 3:

Staple every 6"-8" using 1/2" staples.

Step 4:

Finish with drywall compound.


Step 1:



Step 2:



Step 3:



Step 4:

