

Medium Chamfer Bead[®] and Archway

Also known as 350 Chamfer

A popular style among architects, finishers and interior designers alike, Medium Chamfer Bead gives your corners a modern look with crisp lines and stark shadows. The bead's tighter, ¾"-wide chamfered surface can soften any room, and is available in an easy-to-flex archway version to handle openings of any shape.

STOCK NO.	LENGTH	PCS. PER BOX
9608	8'	30
9609	9'	30
9610	10'	30
ARCHWAY		
9650	10'	30




Medium Chamfer Bead[®] Splayed

Also known as 350 Chamfer

A popular style among architects, finishers and interior designers alike, Medium Chamfer Bead gives your corners a modern look with crisp lines and stark shadows. This splayed version of the bead is a stylish choice for finishing off-angles, fitting a standard 135-degree outside corner.

STOCK NO.	LENGTH	PCS. PER BOX
9670	10'	20

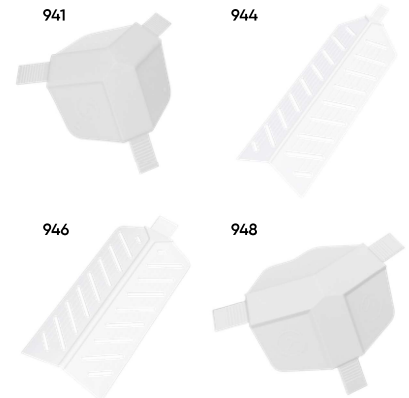


Medium Chamfer Bead[®] Molded Corners & Accessories

Also known as 350 Chamfer

A perfect finish doesn't always have to mean spending lots of time and money, and in areas where multiple Medium Chamfer beads meet, these molded corners are the perfect accessories for a faster finish. Base adapters transition Chamfer beads to 90-degree corners for installing baseboards.

STOCK NO.	350 CHAMFER STYLE	PCS. PER BOX
941	3-Way	50
944	6 ½" Base Adapter	50
946	5 ¾" Splayed Base Adapter	25
948	Off-Angle 3-Way	25



Large Chamfer Bead[®] and Archway

A popular style among architects, finishers and interior designers alike, Large Chamfer Bead gives your corners a modern look with crisp lines and stark shadows. The bead's larger, 1 ½"-wide chamfered surface can soften any room, and is available in an easy-to-flex archway version to handle openings of any shape.

STOCK NO.	LENGTH	PCS. PER BOX
9508	8'	30
9509	9'	30
9510	10'	30
ARCHWAY		
9550	10'	30



Large Chamfer Bead[®] Splayed

A popular style among architects, finishers and interior designers alike, Large Chamfer Bead gives your corners a modern look with crisp lines and stark shadows. This splayed version of the bead is a stylish choice for finishing off-angles, fitting a standard 135-degree outside corner.

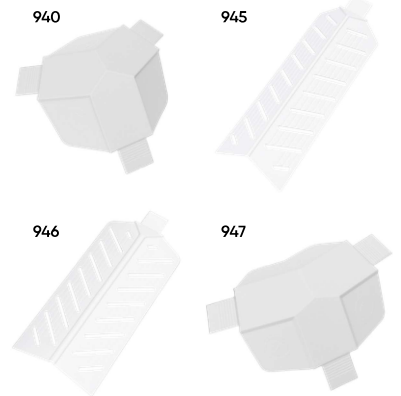
STOCK NO.	LENGTH	PCS. PER BOX
9570	10'	20



Large Chamfer Bead[®] Molded Corners & Accessories

A perfect finish doesn't always have to mean spending lots of time and money, and in areas where multiple Large Chamfer beads meet, these molded corners are the perfect accessories for a faster finish. Base adapters transition Chamfer beads to 90-degree corners for installing baseboards.

STOCK NO.	CHAMFER STYLE	PCS. PER BOX
940	3-Way	50
945	6 3/4" Base Adapter	50
946	6" Splayed Base Adapter	25
947	Off-Angle 3-Way	25



Omaha, NE

REVEAL & SHADOW BEADS

Feeling bold? Reveal & Shadow Beads raise the bar for modern trim designs, creating stylish reveal details for doors, windows, bare walls and other everyday essentials.