

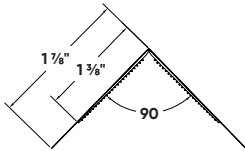


Fast Edge Paper

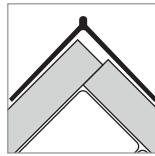
Fast Edge Paper could be the most advanced 90-degree corner bead Trim-Tex has ever made. Made of laminated paper over a vinyl core, the bead's patented mud locks keep the corner held firmly in place without the need for staples or adhesives. Fast Edge Paper gives you a quicker finish – while using the least amount of joint compound – over any other solution on the market.

Installation Guide

Technical Specs



Setback: Standard



Scan Below for Installation Video



Before Installation:

Measure, cut and dry fit the bead.

Step 1:

Apply compound to Fast Edge Paper using a hopper.

Step 2:

Place bead on the corner.

Step 3:

Press the bead in place, applying pressure using the Pro Series Fast Edge Paper Quad Roller.


Step 4:

Wipe the surface of Fast Edge Paper to clean any excess mud.

Step 5:

Finish with drywall compound.

Step 1:



Step 2:



Step 3:



Step 4:



Step 5:

