

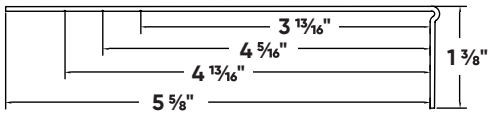


## Giant L Bead Archway

The largest vinyl L Bead you can get! Save material and labor on larger surfaces of exposed drywall, like deep arched window returns, with Giant L Bead Archway. This solution boasts a giant 5 5/8" return leg and is pre-scored at 4 13/16", 4 5/16" and 3 13/16", making the bead fit four sizes in one.

### Installation Guide

Technical Specs



Scan Below for Installation Video



#### Before Installation:

Measure, cut and dry fit the bead, leaving a 1/16" clearance at the ends.

#### Step 1:

Apply 2-3 beads of adhesive caulk to the return leg. Do not use construction/stud adhesive.

#### Step 2:

Press the bead in place, applying pressure to the mud legs.


#### Step 3:

Staple every 6"-8" using 1/2" staples.


#### Step 4:

Finish with drywall compound.

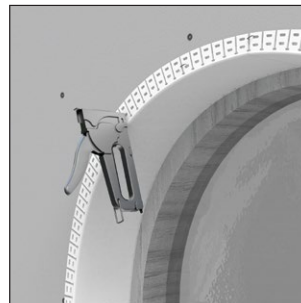
#### Step 1:



#### Step 2:



#### Step 3:



#### Step 4:

