

847[®] Spray Adhesive

A must-have for pro drywall finishers, 847 Spray Adhesive is the key to flawlessly installing most Trim-Tex vinyl beads. A high-tack, pressure-sensitive spray, 847 is carefully formulated to provide extremely strong adhesion between vinyl beads and drywall.

STOCK NO.	PCS. PER BOX
847	1 case = 12 cans



Powdered Mud-Max[®]

If you want to easily improve the strength and adhesive performance of all drywall joint compounds, textures and plaster products, Powdered Mud-Max is your go-to solution. A single 2.5 gallon bucket of Powdered Mud-Max is good for up to 80 standard-size buckets of joint compound.

STOCK NO.	PCS. PER BOX
855	14lb bucket



Black Widow[®] Pro Sander

The Black Widow Pro Sander covers more surface area with less user fatigue, and no hard edges means no scuffing on inside corners. Its pole extends to 48", and its quick-change system makes this the go-to sanding tool of choice for drywall pros.


STOCK NO.	DESCRIPTION	PCS. PER BOX
540	Sander	4
540P	Sander & Pole	4



Black Widow[®] Sanding Pads

Black Widow Sanding Pads are the abrasives of choice for drywall pros. Each pad's abrasive grit is bonded directly to the foam, so there's no hard edges to scuff inside corners.

STOCK NO.	GRIT	PCS. PER BOX
560-FX	Extra Fine	24 (4 packs of 6)
560-F	Fine	24 (4 packs of 6)
560-M	Medium	24 (4 packs of 6)
560-C	Coarse	24 (4 packs of 6)
560-CX	Extra Coarse	24 (4 packs of 6)



Full Circle Sanding Tools

The Radius 360° Sanding Tool's unique round shape, die-cast aluminum head and wide pivot brackets speeds up the sanding process, allowing finishers to quickly maneuver in any direction without lifting the sanding pad. This tool is perfect for sanding large surface areas, with a variety of accessories to match any job.

STOCK NO.	STYLE	PCS. PER BOX
360	360 Sanding Tool	6
360-PWRPD	9" Power Pad	6
362	Std. Foam Repl. Pad	6
365-80	Sanding Disc 80 Grit	100
365-100	Sanding Disc 100 Grit	100
365-120	Sanding Disc 120 Grit	100
365-150	Sanding Disc 150 Grit	100
365-180	Sanding Disc 180 Grit	100
365-220	Sanding Disc 220 Grit	100
365-240	Sanding Disc 240 Grit	100
365-280	Sanding Disc 280 Grit	100



Dual Angle Dual Grit Sanding Block

Pro drywallers handpick Trim-Tex's abrasives for a flawless finish. Our Dual Angle Sanding Block – which is 40% larger than standard blocks, measuring 5" x 3¼" – features two tapered edges to simplify corner sanding and two radius edges to prevent gouging and scuffing.

STOCK NO.	GRIT	PCS. PER BOX
885F	Fine/Fine	24
885F-BULK	Fine/Fine	100
885	Medium/Fine	24
885-BULK	Medium/Fine	100



Single Angle Sanding Block

Pro drywallers handpick Trim-Tex's abrasives for a flawless finish. Our Single Angle Sanding Block is 40% larger than standard blocks, and features a steep tapered edge, designed to prevent unintentional sanding of the opposite wall. The opposite edge benefits from Trim-Tex's exclusive radius corner, which prevents scratching and gouging.

STOCK NO.	GRIT	PCS. PER BOX
888F	Fine	24
888F-BULK	Fine	100
888M	Medium	24
888M-BULK	Medium	100



Buttboard™ Drywall Backer

Trim-Tex's solution to eliminating butt-joint bulges is a favorite among pro drywall finishers. Buttboard Drywall Backer is a uniquely engineered OSB plank that pulls back the edges of the cut end of the drywall, creating a tapered edge that requires far less time and far less joint compound to finish.

STOCK NO.	LENGTH	PCS. PER BOX
825	48"	12
826	54"	12
825S	48"	500
826S	54"	500



Jacksonville, FL

Pro Series 4-in-1 Hopper

For Fast Edge®, Mud Set Beads and more, you can't find a better companion tool for a quick and painless installation than the Pro Series 4-in-1 Hopper. Includes inserts to fit a variety of profiles. Simply fill the hopper with joint compound, slide the bead through and apply it directly to the drywall – that's all there is to it!

STOCK NO.	DESCRIPTION	PCS. PER BOX
390	Hopper	1
391	Stand	1



Pro Series Quad Roller

Consider the Pro Series Quad Roller your magic wand for executing perfectly straight corner beads every time. Its four self-aligning wheels evenly apply pressure to the bead, with custom-built heads for flawlessly installing Fast Edge® or mud set corners. Includes a 54" aluminum pole.

STOCK NO.	DESCRIPTION	PCS. PER BOX
460	90° Mud Set	1
463	Fast Edge® Paper	1



Pop-Out Flat Access Door

For quick access to plumbing parts, wiring or any other locations where access is required at regular intervals, a solid Flat Access Door Panel like this one is going to be crucial. Featuring a convenient pop-out door, this panel is designed to blend in with your drywall, and is created from glass fiber reinforced gypsum for increased strength. Available in rounded or squared corner styles.

Custom sizes available. Call for quote.

STOCK NO.	SIZE	STYLE
RC-12	12" x 12"	Radius Corner
RC-16	16" x 16"	Radius Corner
RC-18	18" x 18"	Radius Corner
RC-24	24" x 24"	Radius Corner
SQ-12	12" x 12"	Square Corner
SQ-16	16" x 16"	Square Corner
SQ-18	18" x 18"	Square Corner
SQ-24	24" x 24"	Square Corner



Hinged Flat Access Door

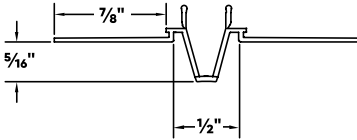
For quick access to plumbing parts, wiring or any other locations where access is required at regular intervals, a solid Flat Access Door Panel like this one is going to be crucial. Featuring a convenient hinged door, this panel is designed to blend in with your drywall, and is created from glass fiber reinforced gypsum for increased strength. Available in rounded or squared corner styles.

Custom sizes available. Call for quote.

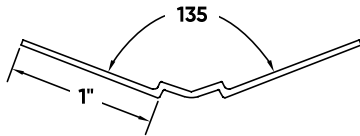
STOCK NO.	SIZE	STYLE
RCHG-12	12" x 12"	Slotted Radius Corner
RCHG-24	24" x 24"	Slotted Radius Corner
SQHG-12	12" x 12"	Slotted Square Corner
SQHG-24	24" x 24"	Slotted Square Corner



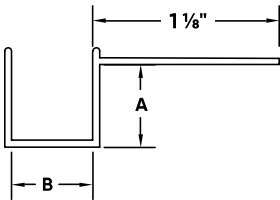
093V Expansion



Adjustable Inside Corner Bead

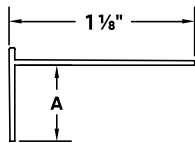


Architectural F Reveal Bead



STOCK NO.	A+B SIZE
AS8710	1/2" x 1/2"
AS8720	3/8" x 3/8"
AS8750	5/8" x 5/8"

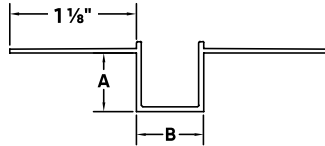
Architectural L Bead & Archway



STOCK NO.	A SIZE
AS3206	3/8"
AS3210	1/2"
AS3310	5/8"
AS3410	3/4"
AS3510	1"
AS3610	1 1/4"
AS3650	1 1/2"

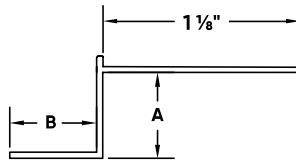
ARCHWAY	A SIZE
AS3266	3/8"
AS3288	1/2"
AS3299	5/8"

Architectural Reveal Bead



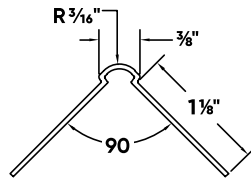
STOCK NO.	A+B SIZE
AS5150	1/4" x 1/4"
AS5130	3/8" x 3/8"
AS5110	1/2" x 1/2"
AS5325	5/8" x 5/8"

Architectural Z Shadow Bead

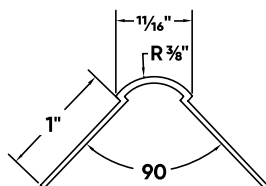


STOCK NO.	A+B SIZE
AS5410	1/2" x 1/4"
AS5510	1/2" x 1/2"
AS5610	1/2" x 3/4"
AS5810	5/8" x 1/2"
AS6010	5/8" x 5/8"
AS5910	3/8" x 3/4"

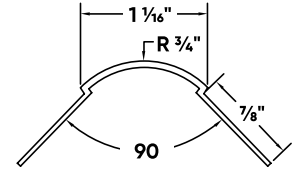
Bullnose Corner Bead, 3/16" Small



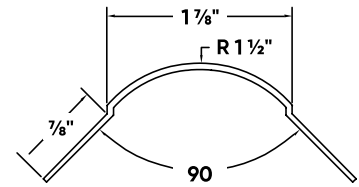
Bullnose Corner Bead & Archway, 3/8" Medium



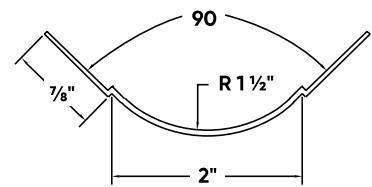
Bullnose Corner Bead & Archway, 3/4" Large



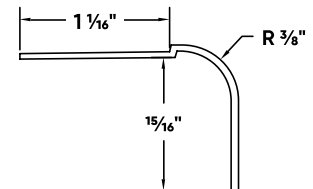
Bullnose Corner Bead & Archway, 1 1/2" Jumbo



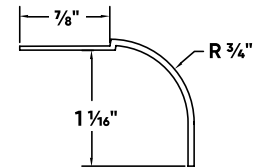
Bullnose Inside Corner Bead, 1 1/2" Jumbo



Bullnose Kerfed Bead, 3/8" Medium



Bullnose Kerfed Bead, 3/4" Large



Bullnose Splayed Corner Bead, 3/8" Medium

