

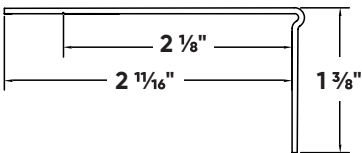
Oversized L Bead

Finishing window returns can often require extra layers of drywall, lots of joint compound and a combination of corner beads. Or you can use just one solution – an Oversized L Bead. Designed to save labor and material, it features a pre-scored tear-off strip, making the bead fit two sizes in one (2 1/16" & 2 1/8").



Installation Guide

Technical Specs



Scan Below for
Installation Video



Before Installation:

Measure, cut and dry fit the bead, leaving a 1/16" clearance at the ends.

Step 1:

Apply 2-3 beads of adhesive to the return leg.

Step 2:

Press the bead in place, applying pressure to the mud legs.


Step 3:

Staple every 6"-8" using 1/2" staples.


Step 4:

Finish with drywall compound.


Step 1:



Step 2:



Step 3:



Step 4:

