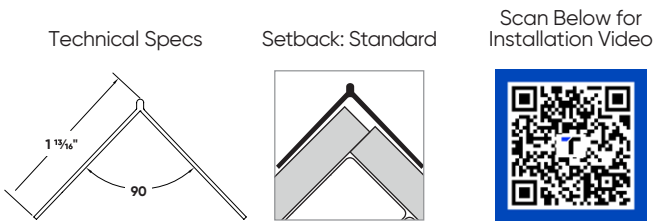


Rigid Jumbo Low Profile Archway

The Rigid Jumbo Low Profile Archway comes equipped with extra-wide mud legs, and requires less mud and no setback to finish. With its sharp rigid nose, this is a great choice for a level-five finish in schools, hospitals, office buildings and more. Will finish up to two layers of $\frac{5}{8}$ " drywall.

Installation Guide



Before Installation:

Use minimal drywall setback on outside corners. Measure, cut and dry fit the bead, leaving a $\frac{1}{2}$ " gap at the floor.

Step 1:

Coat both the bead and edge of drywall with Trim-Tex 847 Spray Adhesive.

Step 2:

Press the bead in place, applying pressure to the mud legs.

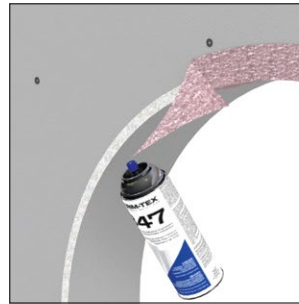
Step 3:

Staple every 6"-8" using $\frac{1}{2}$ " staples. Note: for smaller arches, stapling each tab may be necessary.

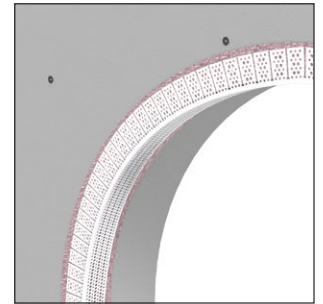
Step 4:

Finish with drywall compound.

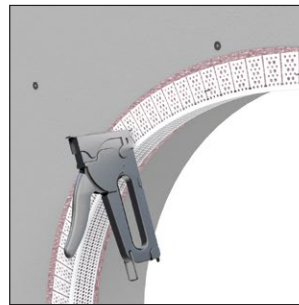
Step 1:



Step 2:



Step 3:



Step 4:

