

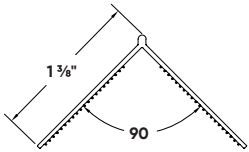
Mud Set Rigid Low Profile Corner Bead

Mud Set Beads are the strongest and most impact-resistant corner solutions on the market, and the Mud Set Rigid Low Profile Corner Bead is a great go-to choice for heavy-duty 90-degree corners, with no setback required. This extra-resilient solution also saves you 25% on labor by allowing the fill coat to be applied the same day as installation.

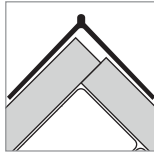


Installation Guide

Technical Specs



Setback: Standard



Scan Below for Installation Video



Before Installation:

Measure, cut and dry fit the bead.

Step 1:

Apply compound to the bead using a hopper.

Step 2:

Place bead on the corner.

Step 3:

Press the bead in place, applying pressure using the Pro Series Quad Roller.


Step 4:

Wipe the surface of the bead to clean any excess mud.

Step 5:

Finish with drywall compound.

Step 1:




Step 2:



Step 3:



Step 4:



Step 5:

